

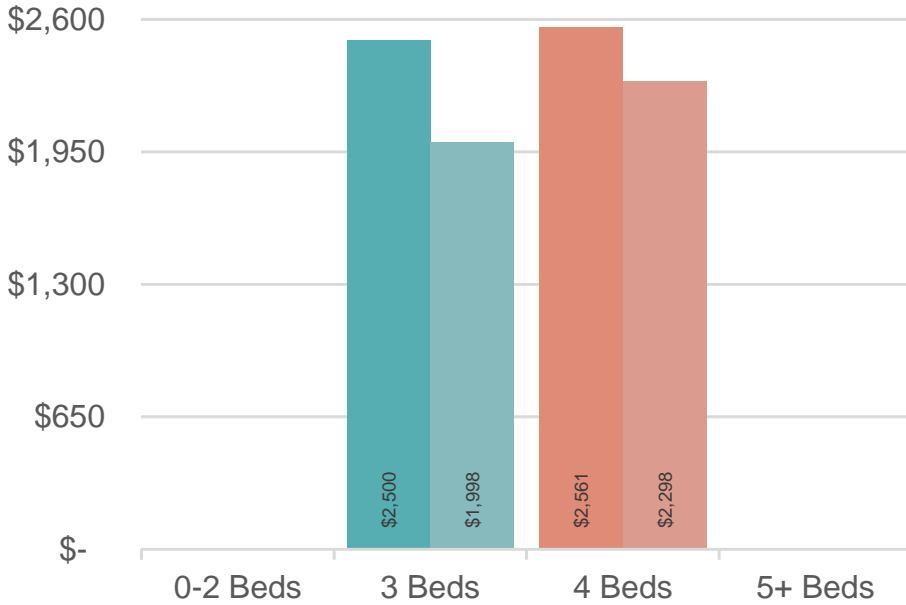
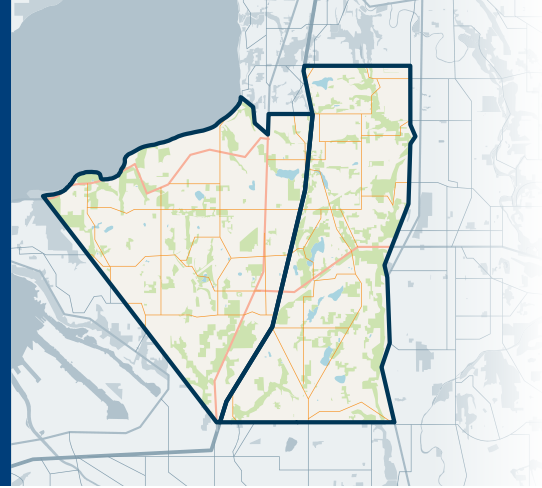


# 100&110

Jovita/Federal Way

# SOUTH OF SEATTLE

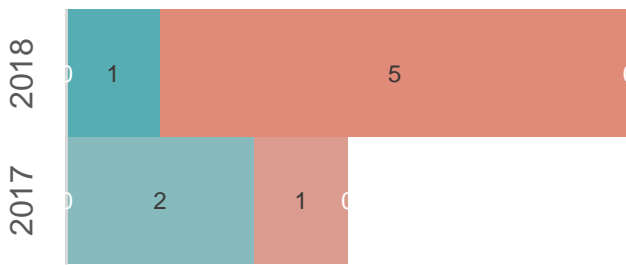
FEBRUARY 2018 | NWMLS Monthly Rental Data



Average Rental Price

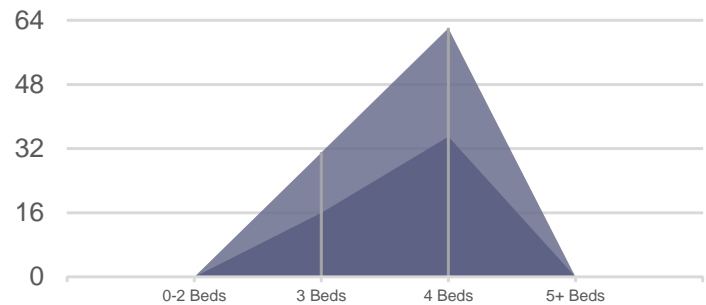
Bedrooms	Feb 2018	Feb 2017	Change
0-2	\$-	\$-	n/a
3	\$2,500	\$1,998	25%
4	\$2,561	\$2,298	11%
5+	\$-	\$-	n/a

Number of Units Rented



	0-2 Beds	3 Beds	4 Beds	5+ Beds
Feb 2018	0	1	5	0
Feb 2017	0	2	1	0

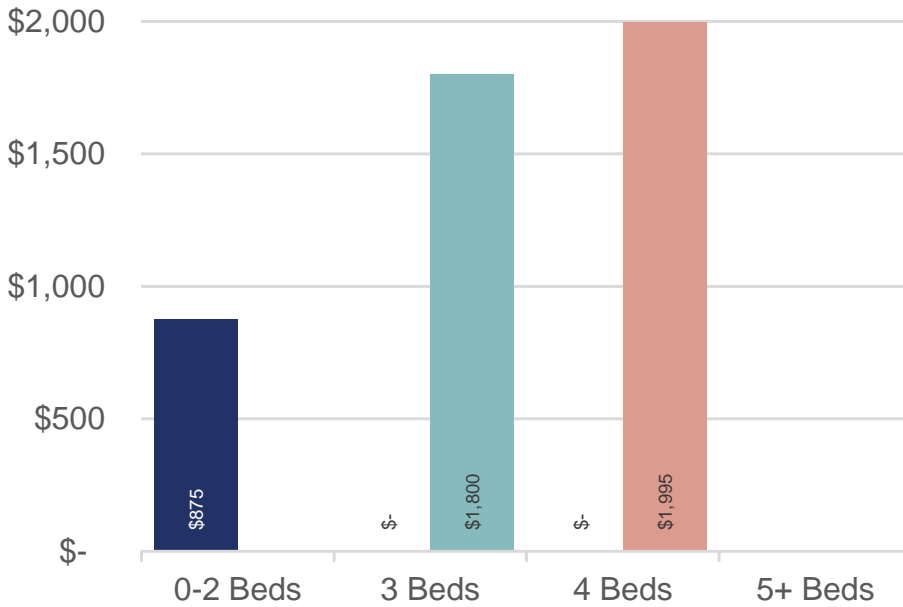
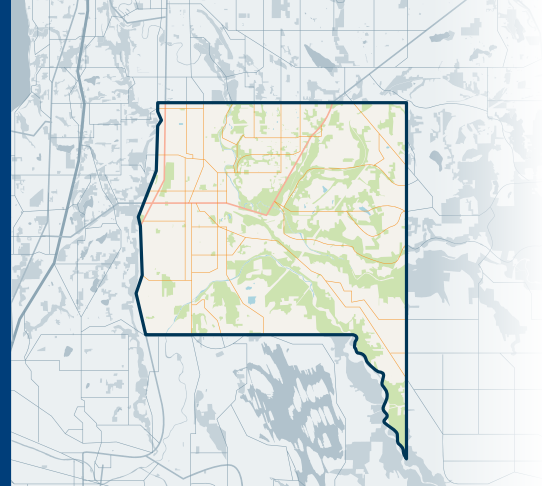
Average Number of Days on Market



	0-2 Beds	3 Beds	4 Beds	5+ Beds
Feb 2018	0	16	35	0
Feb 2017	0	31	62	0

# SOUTH OF SEATTLE

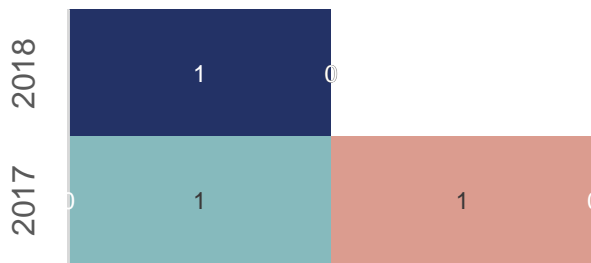
FEBRUARY 2018 | NWMLS Monthly Rental Data



Average Rental Price

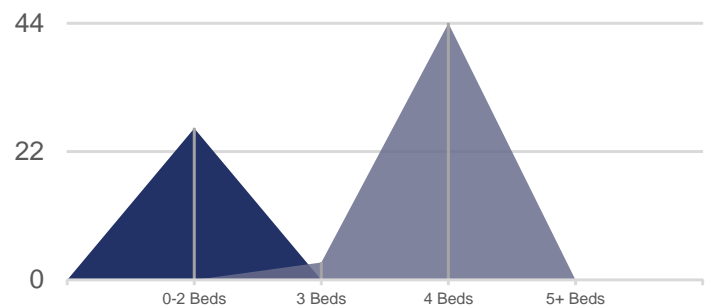
Bedrooms	Feb 2018	Feb 2017	Change
0-2	\$875	\$-	n/a
3	\$-	\$1,800	n/a
4	\$-	\$1,995	n/a
5+	\$-	\$-	n/a

Number of Units Rented



	0-2 Beds	3 Beds	4 Beds	5+ Beds
Feb 2018	1	0	0	0
Feb 2017	0	1	1	0

Average Number of Days on Market



	0-2 Beds	3 Beds	4 Beds	5+ Beds
Feb 2018	26	0	0	0
Feb 2017	0	3	44	0