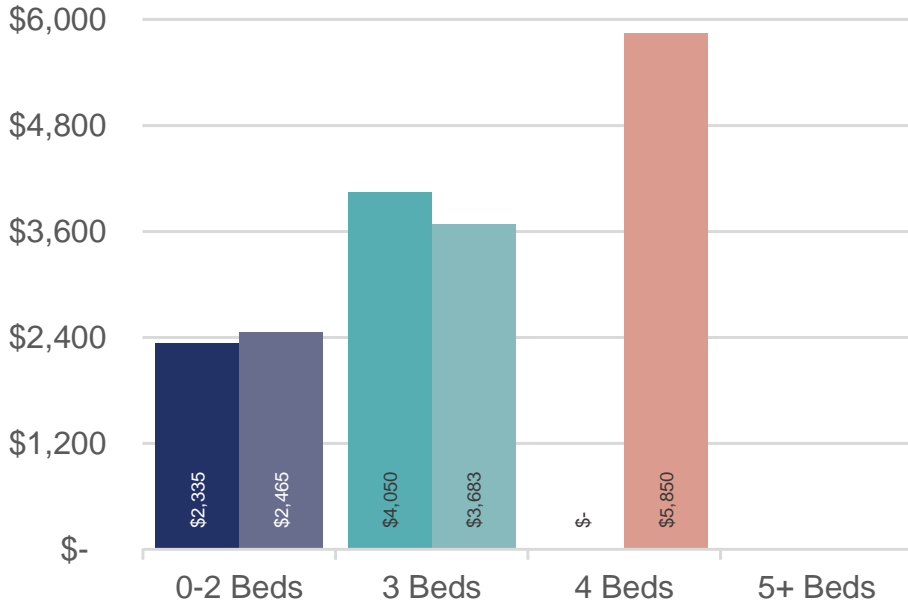
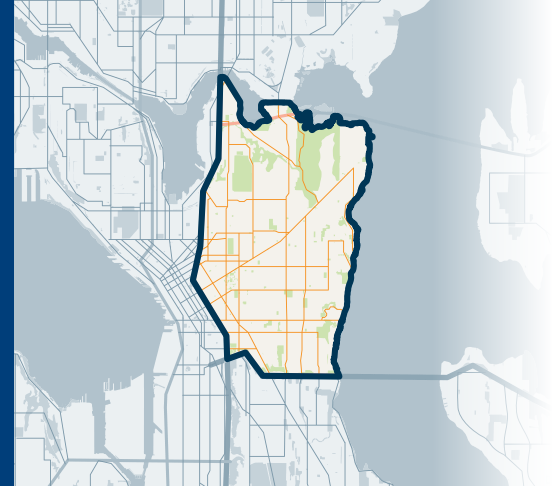


SEATTLE METRO


FEBRUARY 2018 | NWMLS Monthly Rental Data



Average Rental Price

| Bedrooms | Feb 2018 | Feb 2017 | Change |
|----------|----------|----------|--------|
| 0-2 | \$2,335 | \$2,465 | -5% |
| 3 | \$4,050 | \$3,683 | 10% |
| 4 | \$- | \$5,850 | n/a |
| 5+ | \$- | \$- | n/a |

Number of Units Rented



| | 0-2 Beds | 3 Beds | 4 Beds | 5+ Beds |
|----------|----------|--------|--------|---------|
| Feb 2018 | 7 | 5 | 0 | 0 |
| Feb 2017 | 10 | 6 | 1 | 0 |

Average Number of Days on Market



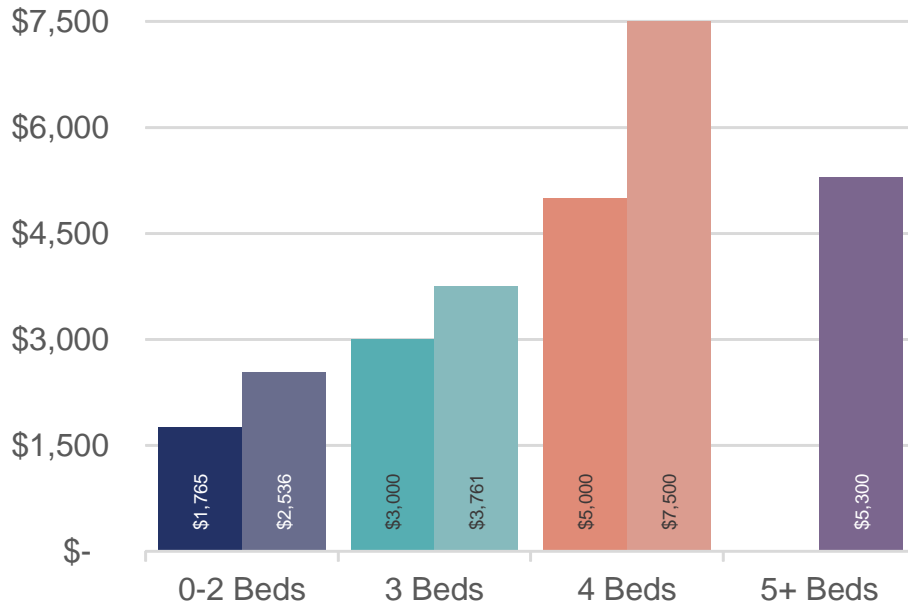
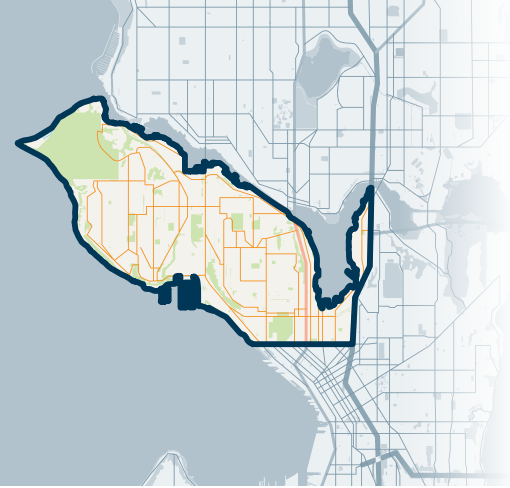
| | 0-2 Beds | 3 Beds | 4 Beds | 5+ Beds |
|----------|----------|--------|--------|---------|
| Feb 2018 | 29 | 15 | 0 | 0 |
| Feb 2017 | 30 | 21 | 36 | 0 |



700 Queen Anne/Magnolia

SEATTLE METRO


FEBRUARY 2018 | NWMLS Monthly Rental Data



Average Rental Price

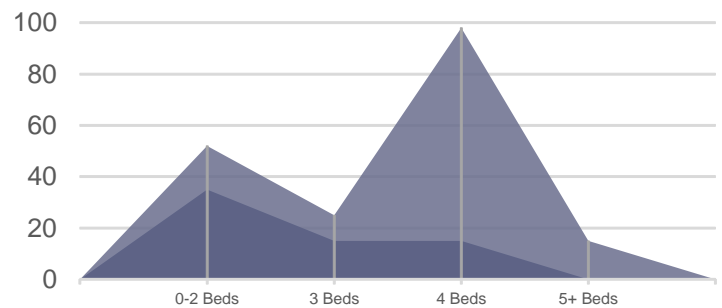
| Bedrooms | Feb 2018 | Feb 2017 | Change |
|----------|----------|----------|--------|
| 0-2 | \$1,765 | \$2,536 | -30% |
| 3 | \$3,000 | \$3,761 | -20% |
| 4 | \$5,000 | \$7,500 | -33% |
| 5+ | \$- | \$5,300 | n/a |

Number of Units Rented



| | 0-2 Beds | 3 Beds | 4 Beds | 5+ Beds |
|----------|----------|--------|--------|---------|
| Feb 2018 | 3 | 1 | 2 | 0 |
| Feb 2017 | 4 | 4 | 1 | 1 |

Average Number of Days on Market



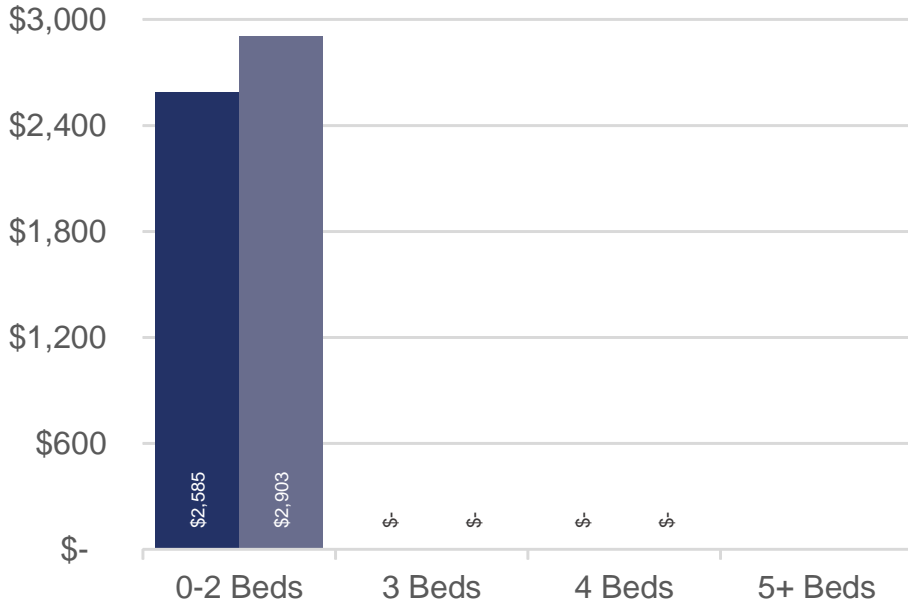
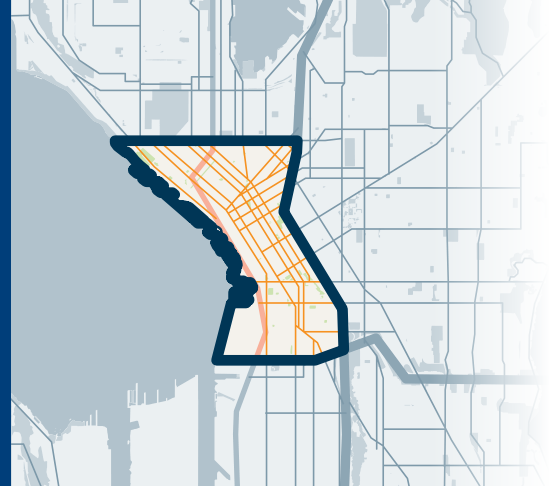
| | 0-2 Beds | 3 Beds | 4 Beds | 5+ Beds |
|----------|----------|--------|--------|---------|
| Feb 2018 | 35 | 15 | 15 | 0 |
| Feb 2017 | 52 | 25 | 98 | 15 |



701 Belltown/Downtown

SEATTLE METRO


FEBRUARY 2018 | NWMLS Monthly Rental Data



Average Rental Price

| Bedrooms | Feb 2018 | Feb 2017 | Change |
|----------|----------|----------|--------|
| 0-2 | \$2,585 | \$2,903 | -11% |
| 3 | \$- | \$- | n/a |
| 4 | \$- | \$- | n/a |
| 5+ | \$- | \$- | n/a |

Number of Units Rented



| | 0-2 Beds | 3 Beds | 4 Beds | 5+ Beds |
|----------|----------|--------|--------|---------|
| Feb 2018 | 11 | 0 | 0 | 0 |
| Feb 2017 | 16 | 0 | 0 | 0 |

Average Number of Days on Market



| | 0-2 Beds | 3 Beds | 4 Beds | 5+ Beds |
|----------|----------|--------|--------|---------|
| Feb 2018 | 36 | 0 | 0 | 0 |
| Feb 2017 | 38 | 0 | 0 | 0 |