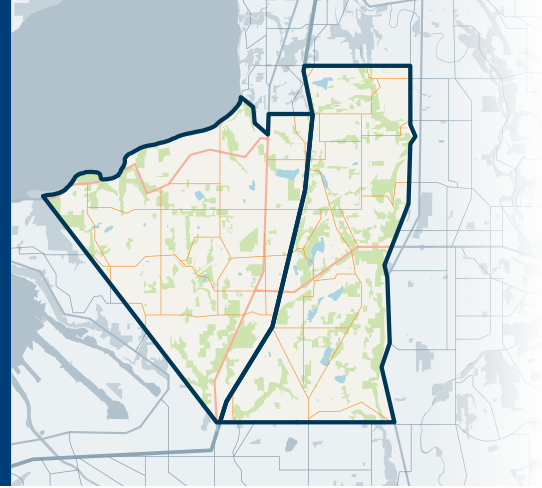




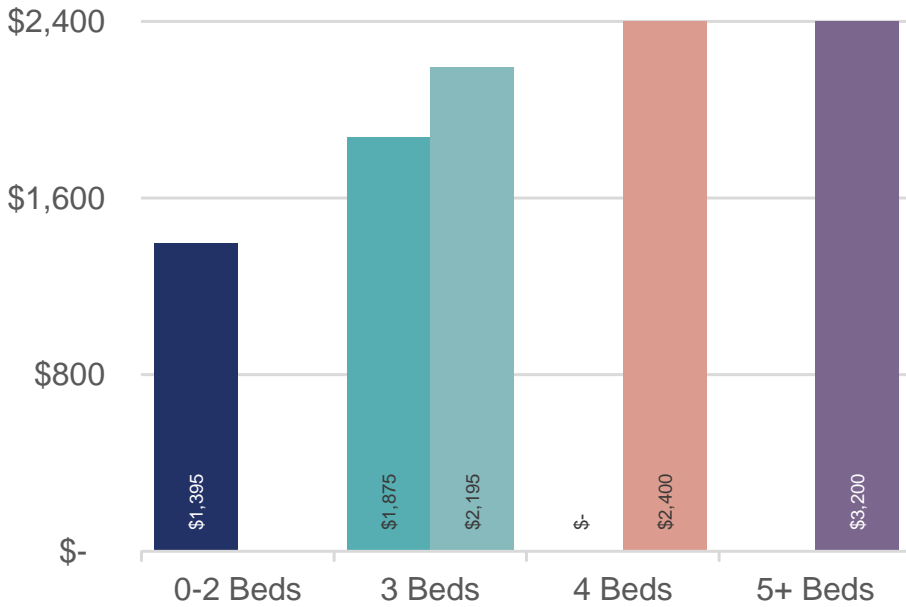
100&110

Jovita/Federal Way

SOUTH OF SEATTLE



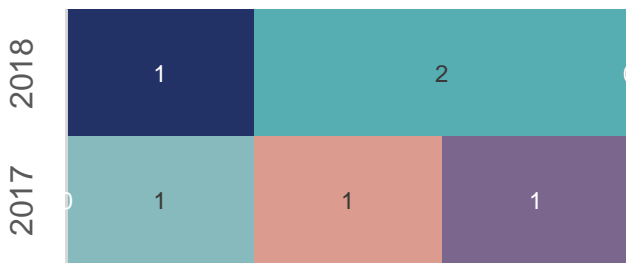
JANUARY 2018 | NWMLS Monthly Rental Data



Average Rental Price

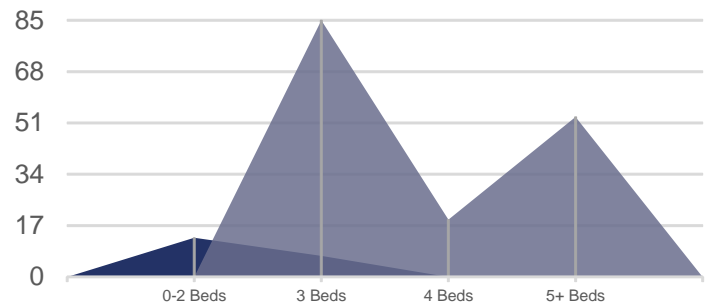
Bedrooms	Jan 2018	Jan 2017	Change
0-2	\$1,395	\$-	n/a
3	\$1,875	\$2,195	-15%
4	\$-	\$2,400	n/a
5+	\$-	\$3,200	n/a

Number of Units Rented

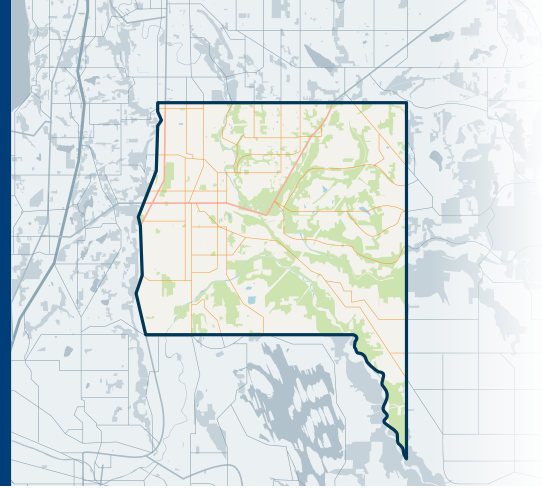


	0-2 Beds	3 Beds	4 Beds	5+ Beds
Jan 2018	1	2	0	0
Jan 2017	0	1	1	1

Average Number of Days on Market

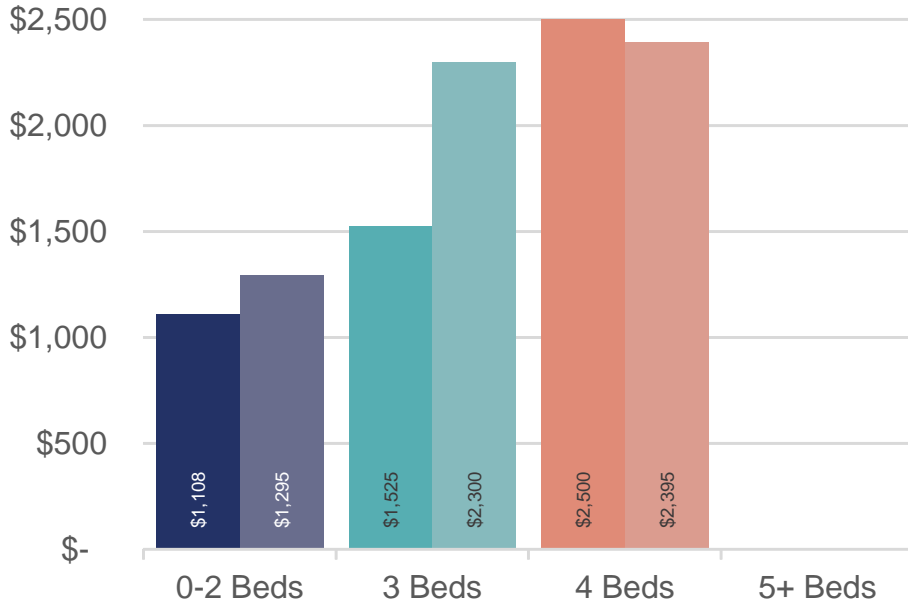


	0-2 Beds	3 Beds	4 Beds	5+ Beds
Jan 2018	13	7	0	0
Jan 2017	0	85	19	53



SOUTH OF SEATTLE

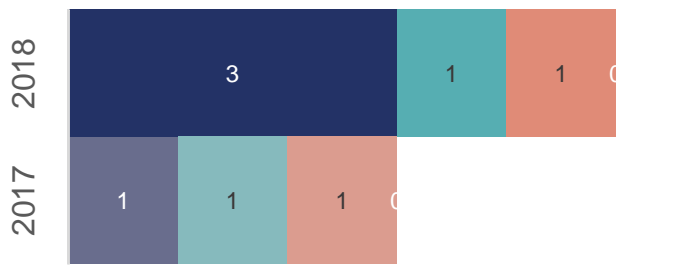
JANUARY 2018 | NWMLS Monthly Rental Data



Average Rental Price

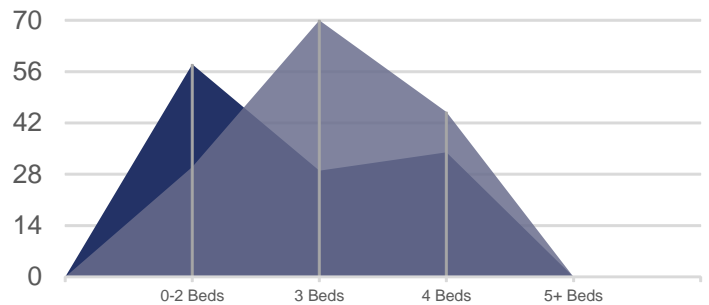
Bedrooms	Jan 2018	Jan 2017	Change
0-2	\$1,108	\$1,295	-14%
3	\$1,525	\$2,300	-34%
4	\$2,500	\$2,395	4%
5+	\$-	\$-	n/a

Number of Units Rented



	0-2 Beds	3 Beds	4 Beds	5+ Beds
Jan 2018	3	1	1	0
Jan 2017	1	1	1	0

Average Number of Days on Market



	0-2 Beds	3 Beds	4 Beds	5+ Beds
Jan 2018	58	29	34	0
Jan 2017	30	70	45	0