

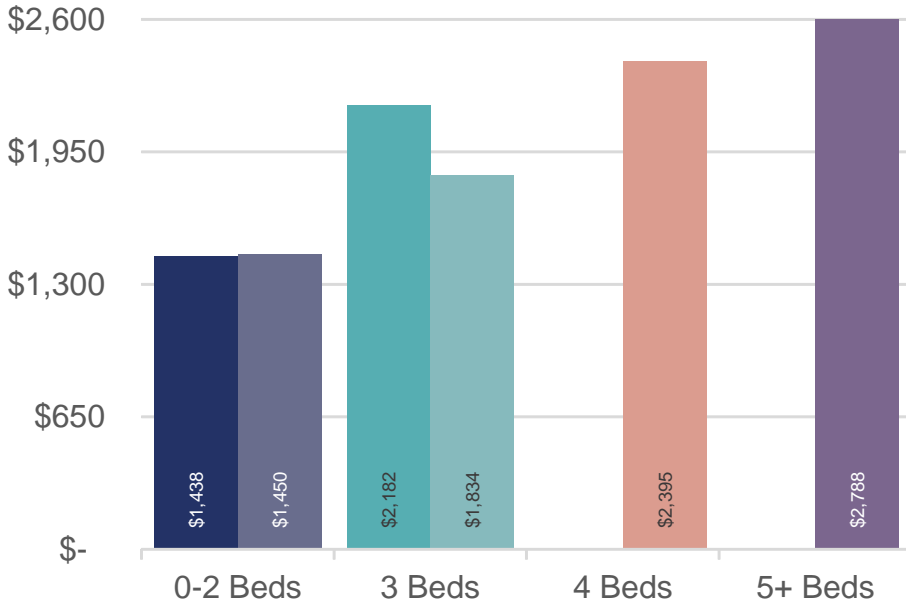
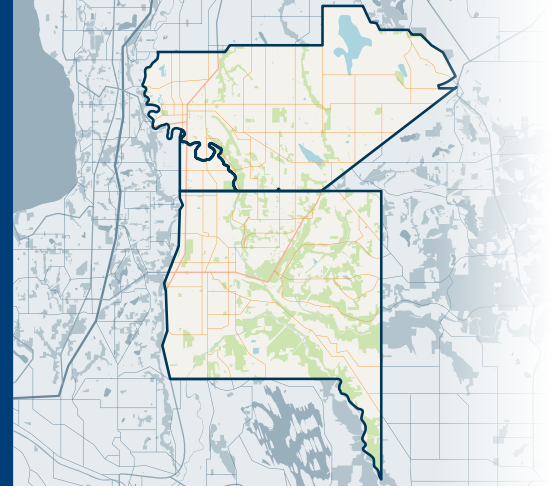


310&330

Auburn & Kent

SOUTH OF SEATTLE


APRIL 2018 | NWMLS Monthly Rental Data



Average Rental Price

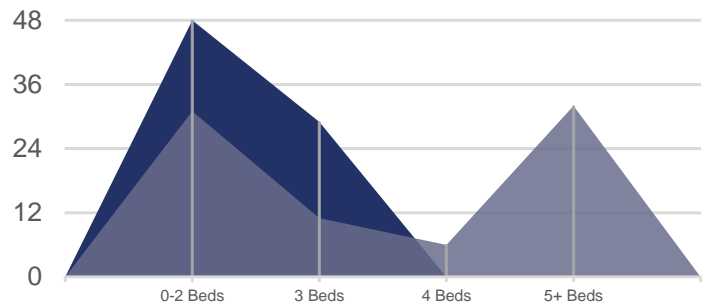
| Bedrooms | Apr 2018 | Apr 2017 | Change |
|----------|----------|----------|--------|
| 0-2 | \$1,438 | \$1,450 | -1% |
| 3 | \$2,182 | \$1,834 | 19% |
| 4 | \$- | \$2,395 | n/a |
| 5+ | \$- | \$2,788 | n/a |

Number of Units Rented



| | 0-2 Beds | 3 Beds | 4 Beds | 5+ Beds |
|----------|----------|--------|--------|---------|
| Apr 2018 | 6 | 3 | 0 | 0 |
| Apr 2017 | 1 | 5 | 1 | 2 |

Average Number of Days on Market



| | 0-2 Beds | 3 Beds | 4 Beds | 5+ Beds |
|----------|----------|--------|--------|---------|
| Apr 2018 | 48 | 29 | 0 | 0 |
| Apr 2017 | 31 | 11 | 6 | 32 |



JMWGroup@Windermere.com

Seattle | Kirkland | windermere-pm.com | 206.621.2037

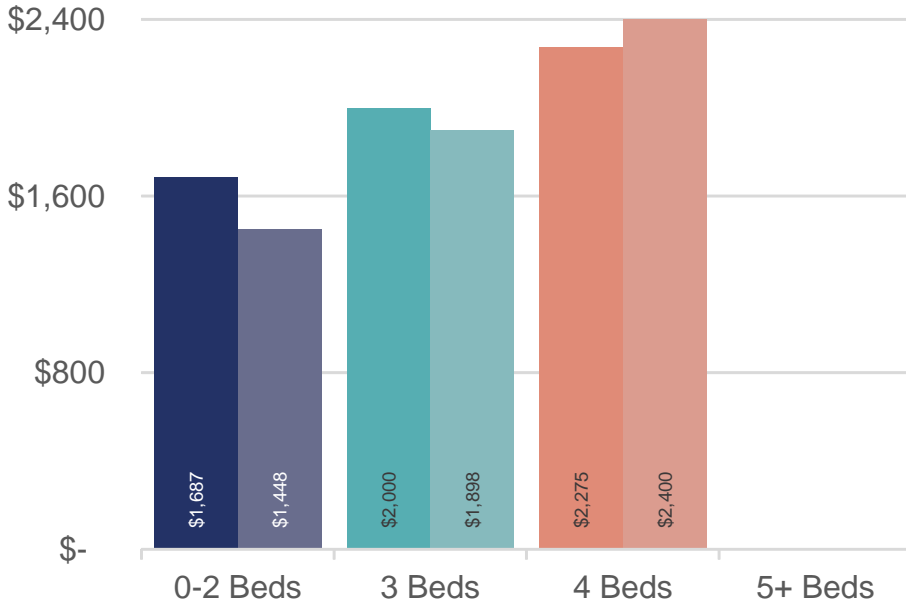
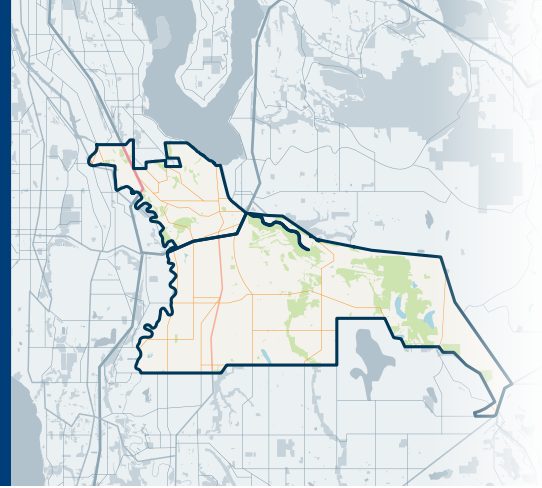


340&360

Renton/Skyway Area

SOUTH OF SEATTLE

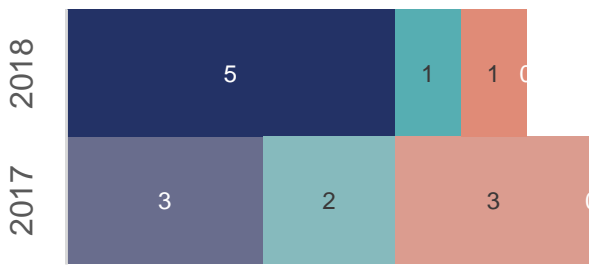
APRIL 2018 | NWMLS Monthly Rental Data



Average Rental Price

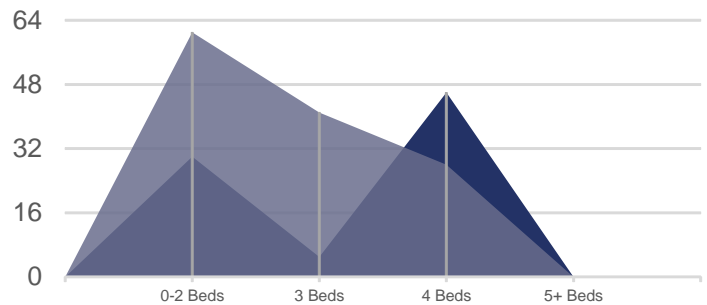
| Bedrooms | Apr 2018 | Apr 2017 | Change |
|----------|----------|----------|--------|
| 0-2 | \$1,687 | \$1,448 | 17% |
| 3 | \$2,000 | \$1,898 | 5% |
| 4 | \$2,275 | \$2,400 | -5% |
| 5+ | \$- | \$- | n/a |

Number of Units Rented



| | 0-2 Beds | 3 Beds | 4 Beds | 5+ Beds |
|----------|----------|--------|--------|---------|
| Apr 2018 | 5 | 1 | 1 | 0 |
| Apr 2017 | 3 | 2 | 3 | 0 |

Average Number of Days on Market



| | 0-2 Beds | 3 Beds | 4 Beds | 5+ Beds |
|----------|----------|--------|--------|---------|
| Apr 2018 | 30 | 5 | 46 | 0 |
| Apr 2017 | 61 | 41 | 28 | 0 |



JMWGroup@Windermere.com

Seattle | Kirkland | windermere-pm.com | 206.621.2037