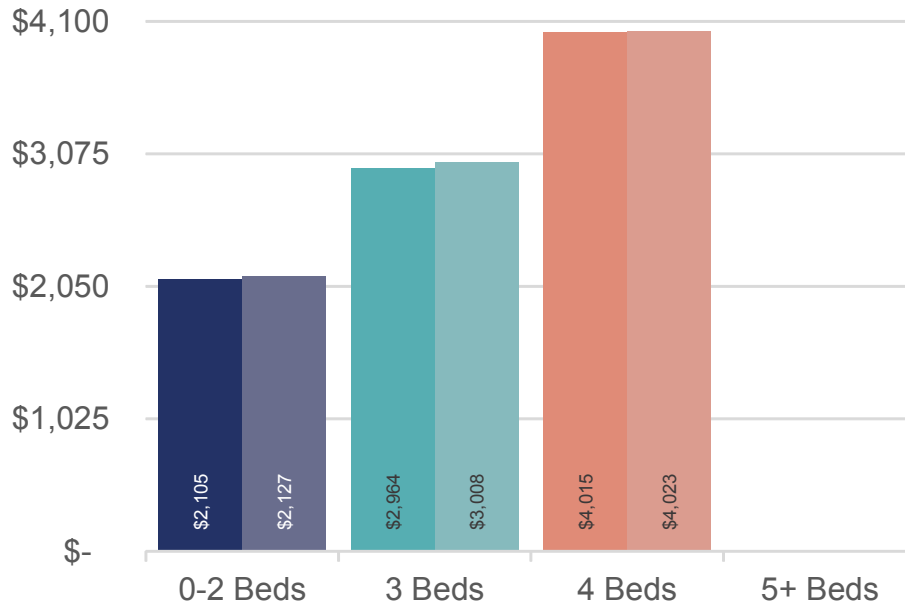
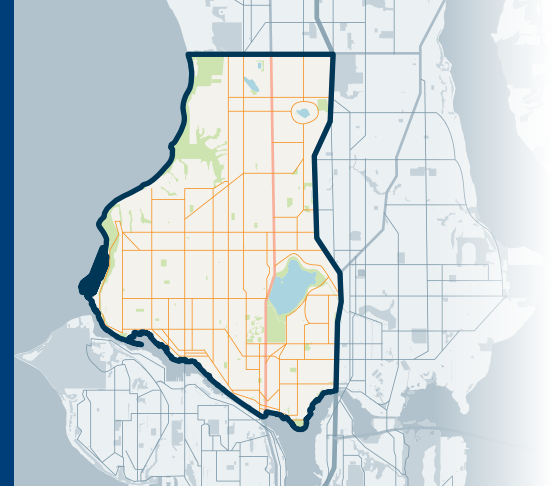




705 Ballard/Greenlake

SEATTLE METRO

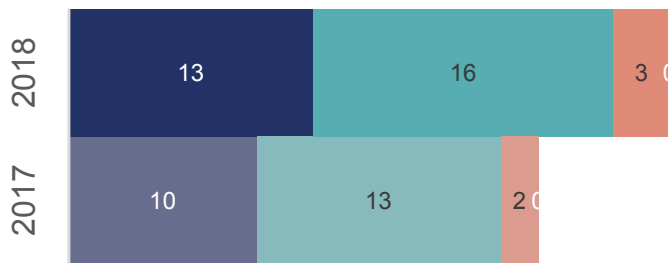
JULY 2018 | NWMLS Monthly Rental Data



Average Rental Price

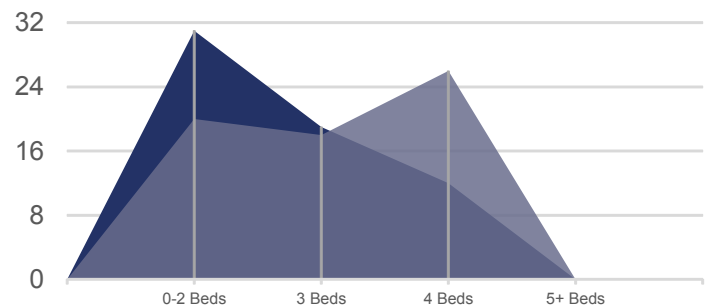
Bedrooms	Jul 2018	Jul 2017	Change
0-2	\$2,105	\$2,127	-1%
3	\$2,964	\$3,008	-1%
4	\$4,015	\$4,023	0%
5+	\$-	\$-	n/a

Number of Units Rented



	0-2 Beds	3 Beds	4 Beds	5+ Beds
Jul 2018	13	16	3	0
Jul 2017	10	13	2	0

Average Number of Days on Market

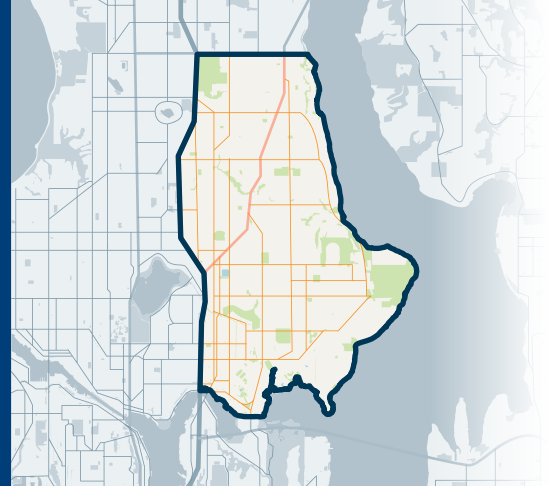


	0-2 Beds	3 Beds	4 Beds	5+ Beds
Jul 2018	31	19	12	0
Jul 2017	20	18	26	0



JMWGroup@Windermere.com

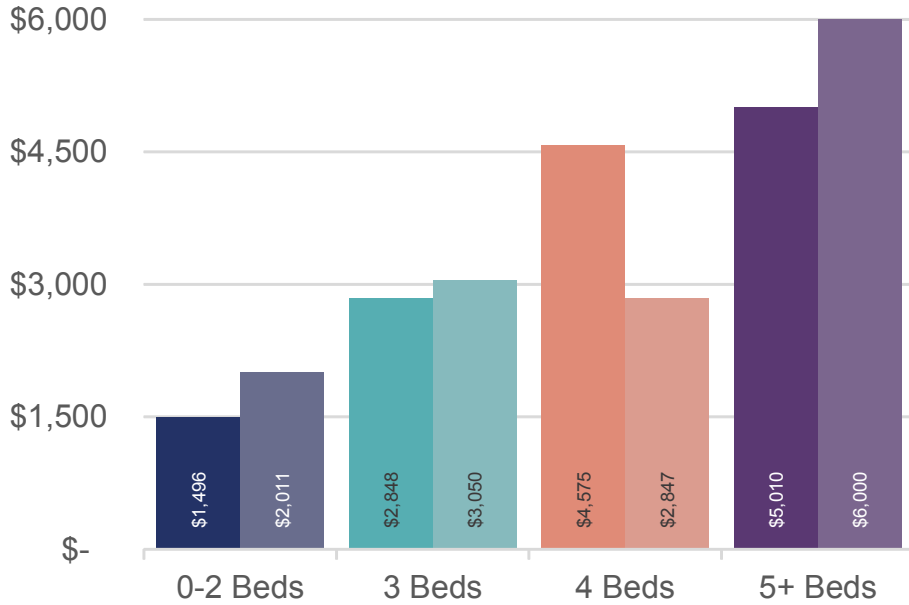
Seattle | Kirkland | windermere-pm.com | 206.621.2037



SEATTLE METRO

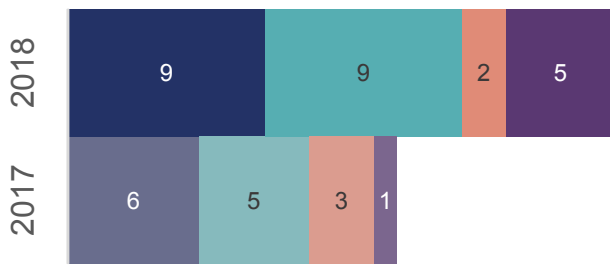
JULY 2018 | NWMLS Monthly Rental Data

Average Rental Price



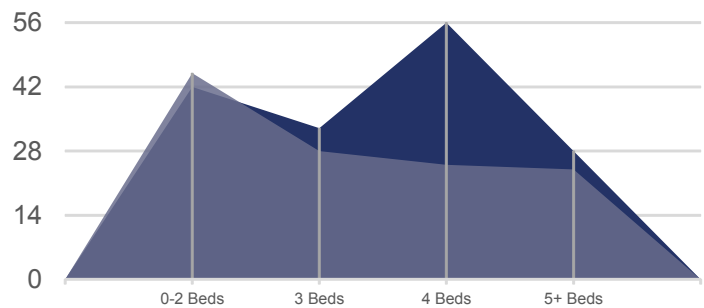
Bedrooms	Jul 2018	Jul 2017	Change
0-2	\$1,496	\$2,011	-26%
3	\$2,848	\$3,050	-7%
4	\$4,575	\$2,847	61%
5+	\$5,010	\$6,000	-17%

Number of Units Rented



	0-2 Beds	3 Beds	4 Beds	5+ Beds
Jul 2018	9	9	2	5
Jul 2017	6	5	3	1

Average Number of Days on Market



	0-2 Beds	3 Beds	4 Beds	5+ Beds
Jul 2018	42	33	56	28
Jul 2017	45	28	25	24