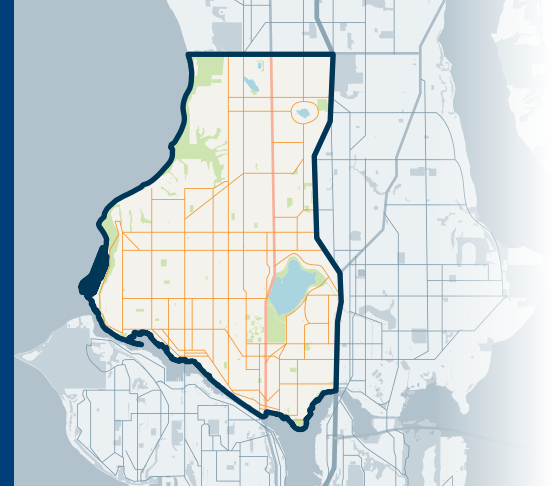


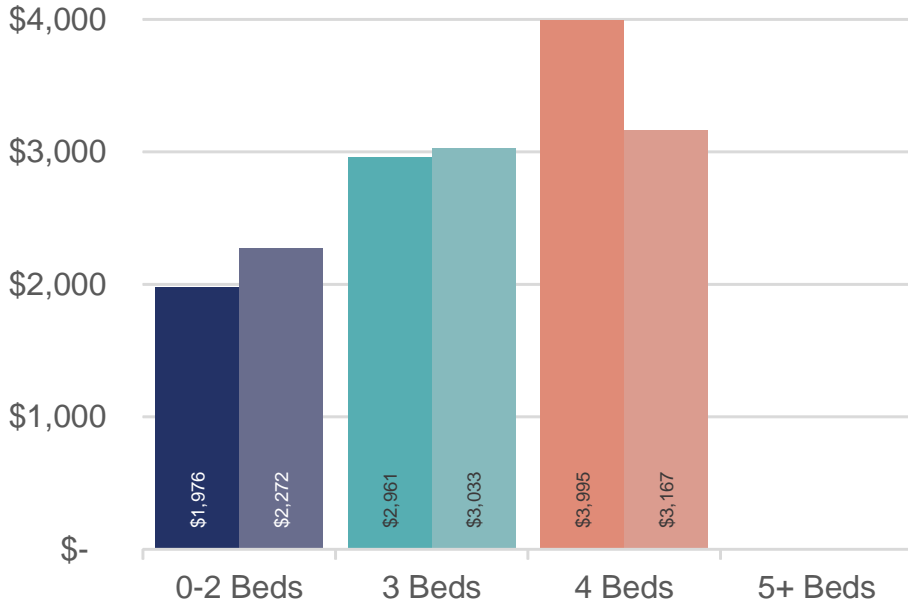


# 705 Ballard/Greenlake

# SEATTLE METRO



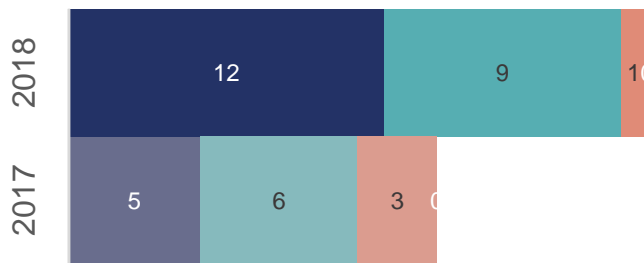
MARCH 2018 | NWMLS Monthly Rental Data



Average Rental Price

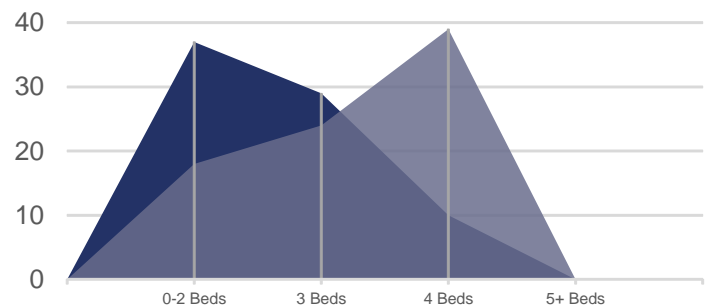
Bedrooms	Mar 2018	Mar 2017	Change
0-2	\$1,976	\$2,272	-13%
3	\$2,961	\$3,033	-2%
4	\$3,995	\$3,167	26%
5+	\$-	\$-	n/a

Number of Units Rented

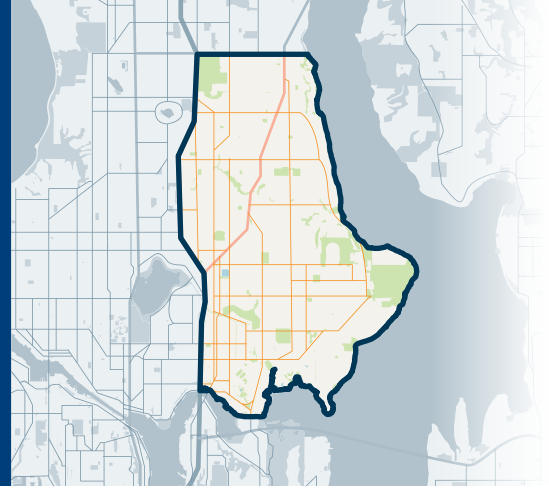


	0-2 Beds	3 Beds	4 Beds	5+ Beds
Mar 2018	12	9	1	0
Mar 2017	5	6	3	0

Average Number of Days on Market



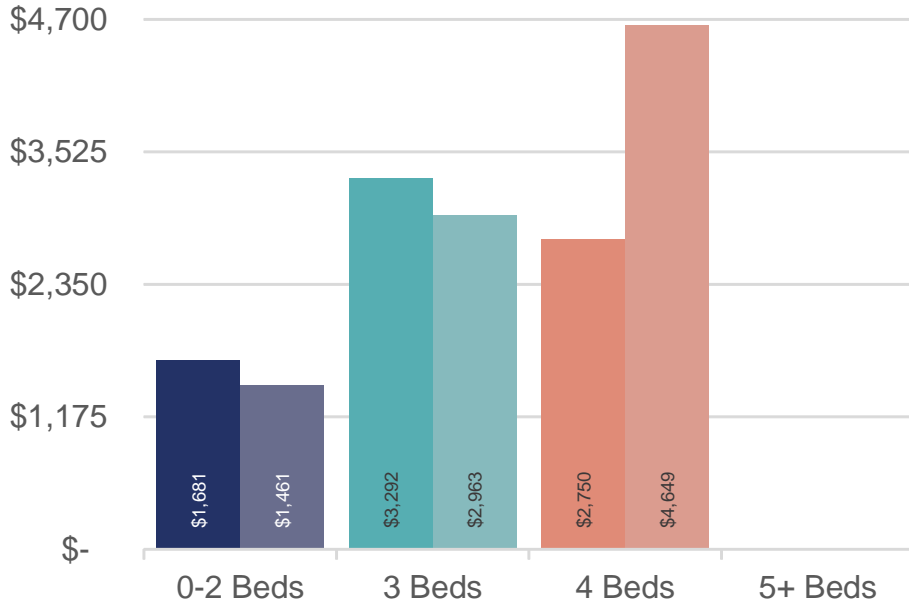
	0-2 Beds	3 Beds	4 Beds	5+ Beds
Mar 2018	37	29	10	0
Mar 2017	18	24	39	0



# SEATTLE METRO

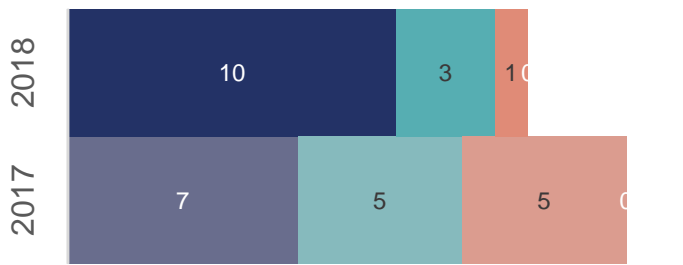
MARCH 2018 | NWMLS Monthly Rental Data

## Average Rental Price



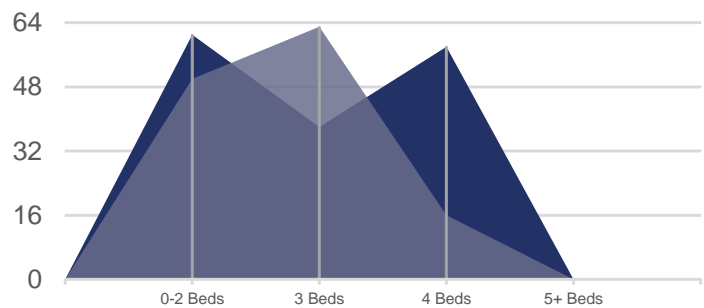
Bedrooms	Mar 2018	Mar 2017	Change
0-2	\$1,681	\$1,461	15%
3	\$3,292	\$2,963	11%
4	\$2,750	\$4,649	-41%
5+	\$-	\$-	n/a

## Number of Units Rented



	0-2 Beds	3 Beds	4 Beds	5+ Beds
Mar 2018	10	3	1	0
Mar 2017	7	5	5	0

## Average Number of Days on Market



	0-2 Beds	3 Beds	4 Beds	5+ Beds
Mar 2018	61	38	58	0
Mar 2017	50	63	16	0