

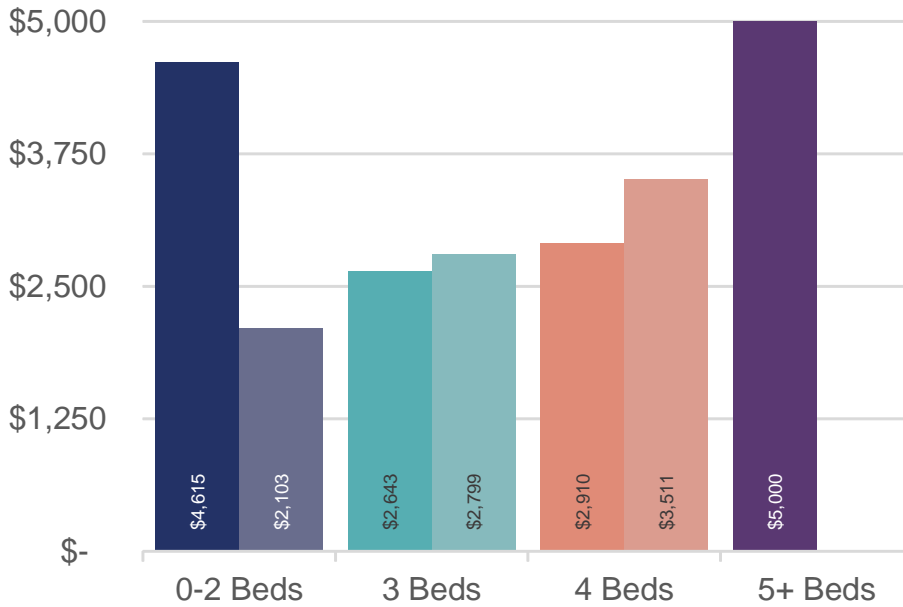
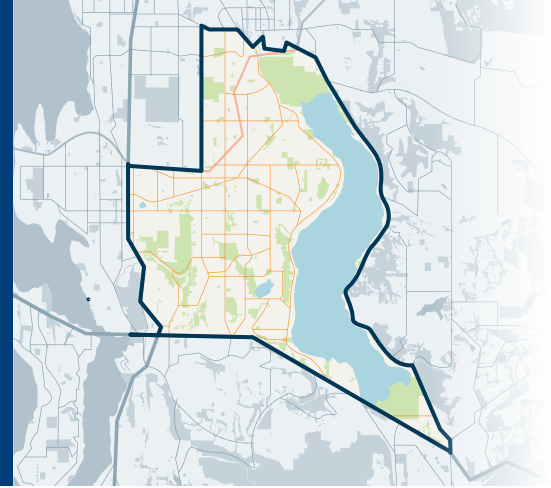


530

Bellevue/East of 405

EASTSIDE


APRIL 2018 | NWMLS Monthly Rental Data



Average Rental Price

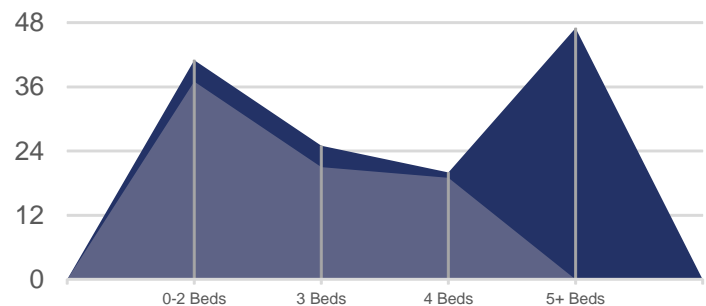
Bedrooms	Apr 2018	Apr 2017	Change
0-2	\$4,615	\$2,103	119%
3	\$2,643	\$2,799	-6%
4	\$2,910	\$3,511	-17%
5+	\$5,000	\$-	n/a

Number of Units Rented



	0-2 Beds	3 Beds	4 Beds	5+ Beds
Apr 2018	3	9	5	1
Apr 2017	5	4	8	0

Average Number of Days on Market



	0-2 Beds	3 Beds	4 Beds	5+ Beds
Apr 2018	41	25	20	47
Apr 2017	37	21	19	0



JMWGroup@Windermere.com

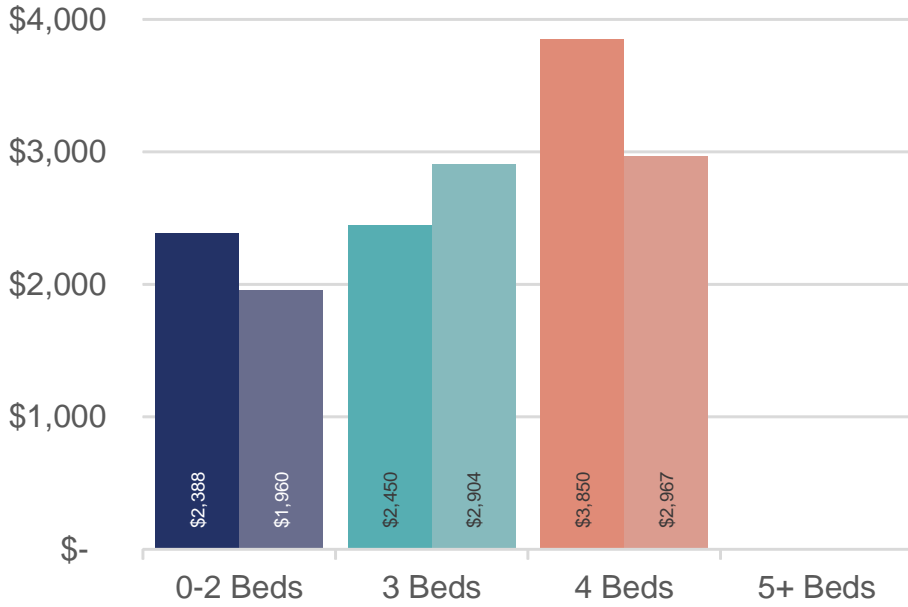
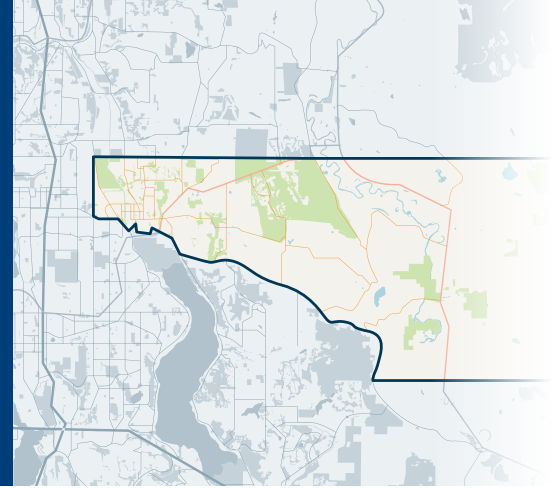
Seattle | Kirkland | windermere-pm.com | 206.621.2037



550
Redmond/Carnation

EASTSIDE

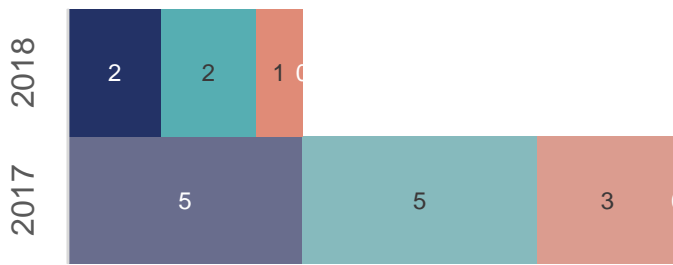
APRIL 2018 | NWMLS Monthly Rental Data



Average Rental Price

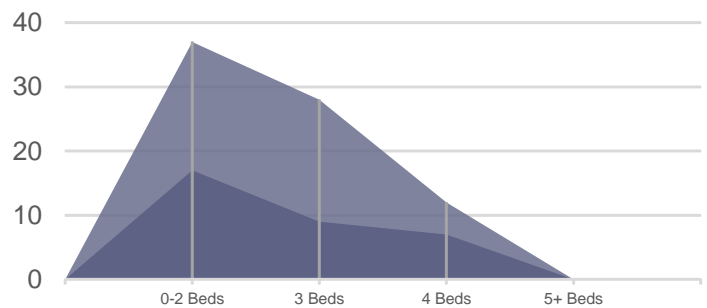
Bedrooms	Apr 2018	Apr 2017	Change
0-2	\$2,388	\$1,960	22%
3	\$2,450	\$2,904	-16%
4	\$3,850	\$2,967	30%
5+	\$-	\$-	n/a

Number of Units Rented



	0-2 Beds	3 Beds	4 Beds	5+ Beds
Apr 2018	2	2	1	0
Apr 2017	5	5	3	0

Average Number of Days on Market



	0-2 Beds	3 Beds	4 Beds	5+ Beds
Apr 2018	17	9	7	0
Apr 2017	37	28	12	0



JMWGroup@Windermere.com

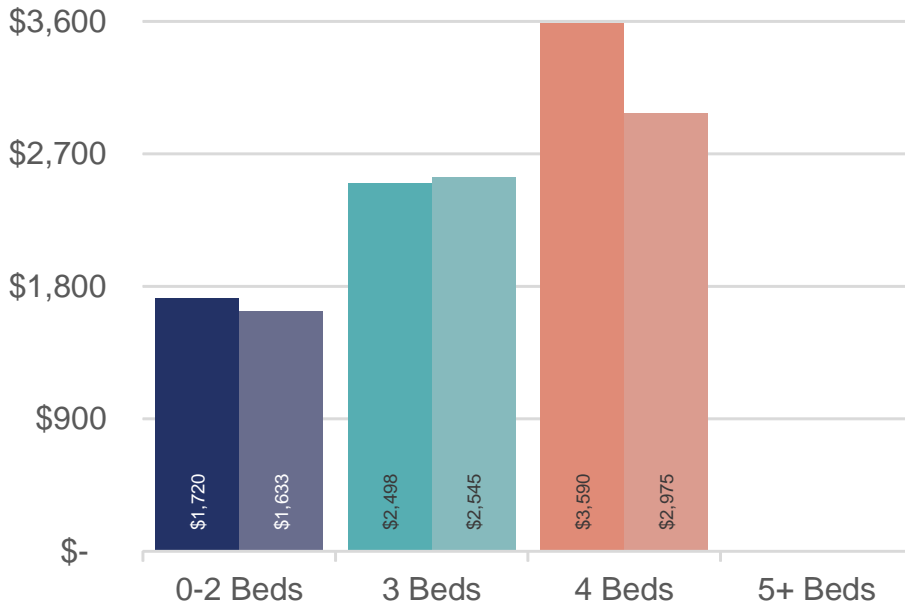
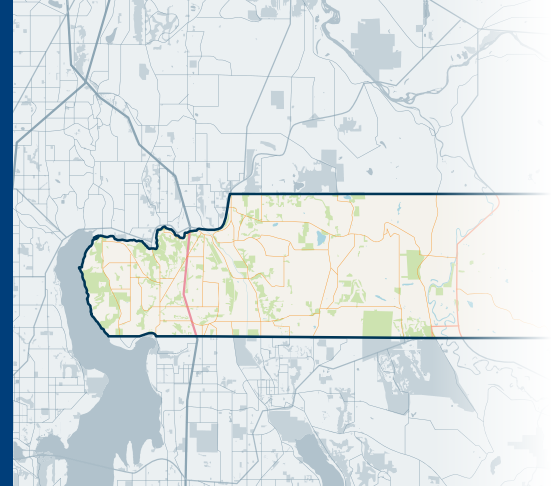
Seattle | Kirkland | windermere-pm.com | 206.621.2037



600 Juanita/Woodinville

EASTSIDE


APRIL 2018 | NWMLS Monthly Rental Data



Average Rental Price

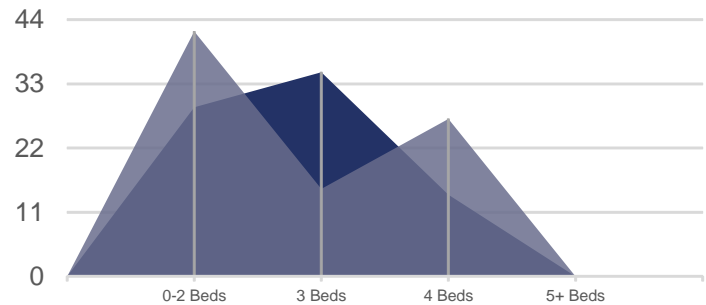
Bedrooms	Apr 2018	Apr 2017	Change
0-2	\$1,720	\$1,633	5%
3	\$2,498	\$2,545	-2%
4	\$3,590	\$2,975	21%
5+	\$-	\$-	n/a

Number of Units Rented



	0-2 Beds	3 Beds	4 Beds	5+ Beds
Apr 2018	7	5	4	0
Apr 2017	6	5	2	0

Average Number of Days on Market



	0-2 Beds	3 Beds	4 Beds	5+ Beds
Apr 2018	29	35	14	0
Apr 2017	42	15	27	0



JMWGroup@Windermere.com

Seattle | Kirkland | windermere-pm.com | 206.621.2037