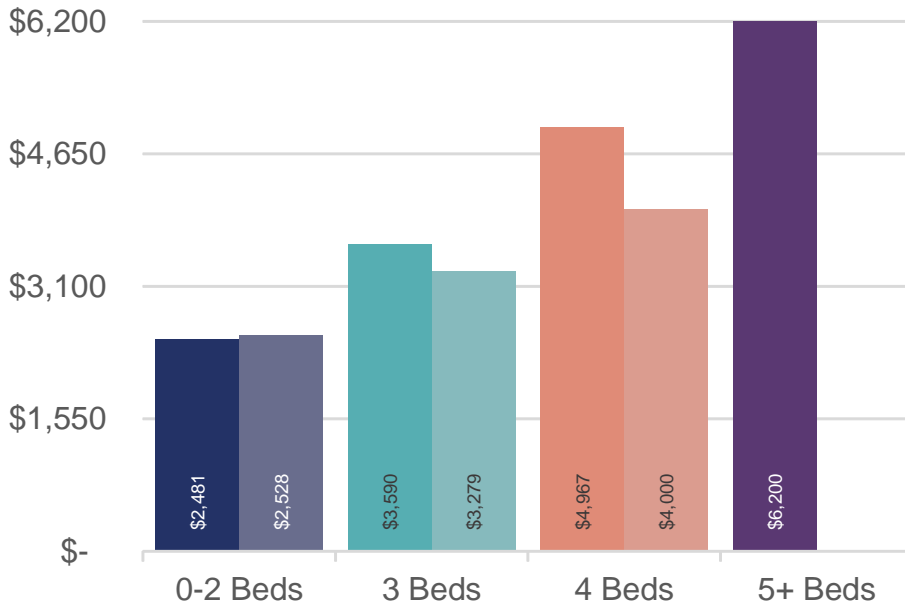
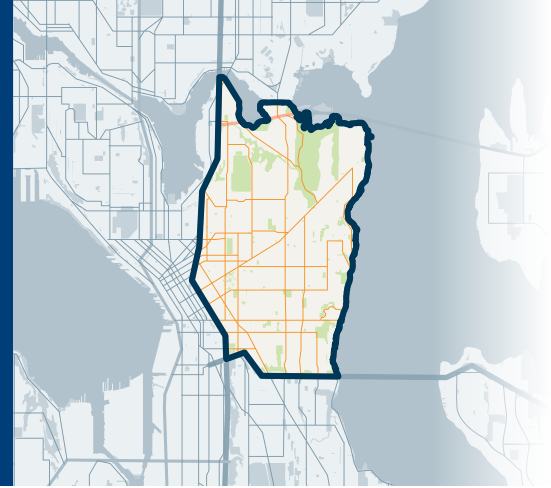


# SEATTLE METRO


APRIL 2018 | NWMLS Monthly Rental Data



Average Rental Price

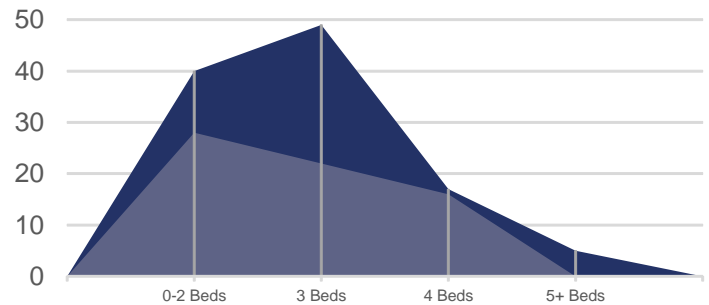
Bedrooms	Apr 2018	Apr 2017	Change
0-2	\$2,481	\$2,528	-2%
3	\$3,590	\$3,279	9%
4	\$4,967	\$4,000	24%
5+	\$6,200	\$-	n/a

Number of Units Rented



	0-2 Beds	3 Beds	4 Beds	5+ Beds
Apr 2018	17	5	3	1
Apr 2017	12	5	1	0

Average Number of Days on Market



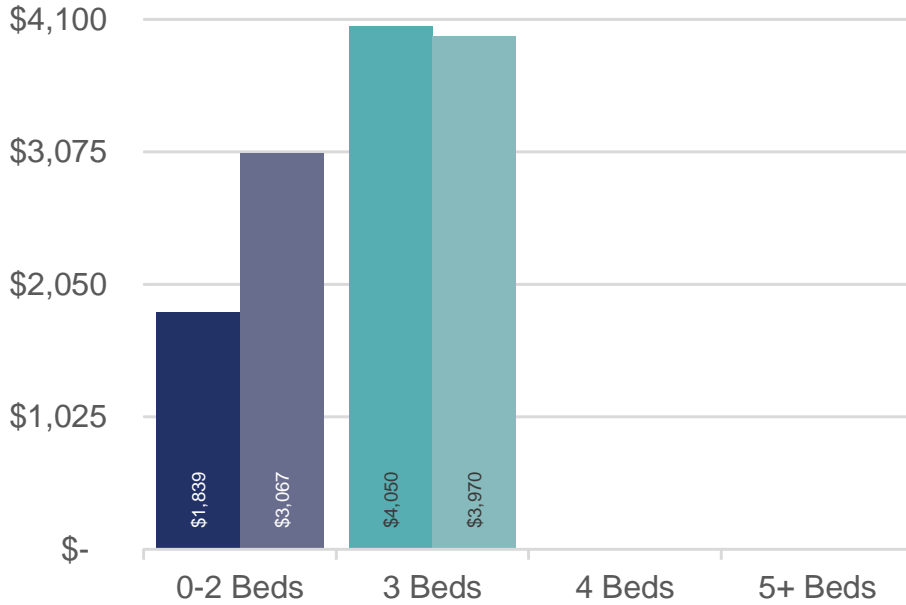
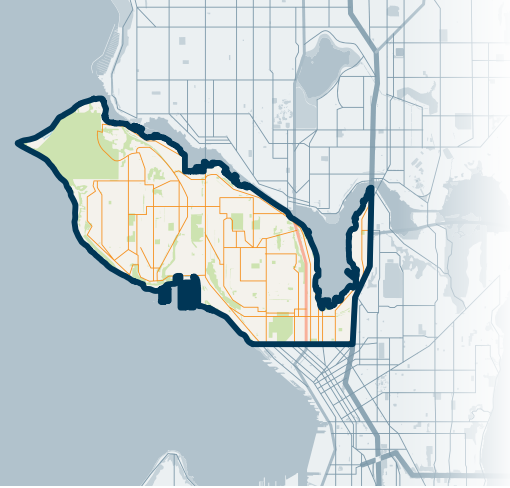
	0-2 Beds	3 Beds	4 Beds	5+ Beds
Apr 2018	40	49	17	5
Apr 2017	28	22	16	0



# 700 Queen Anne/Magnolia

# SEATTLE METRO

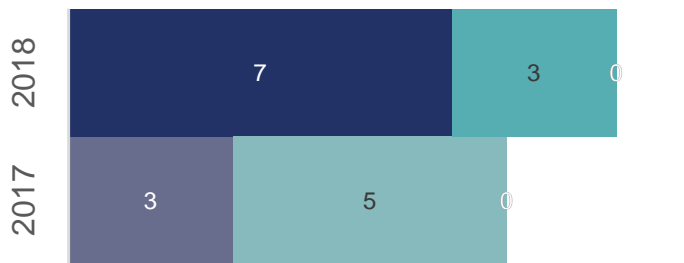
APRIL 2018 | NWMLS Monthly Rental Data



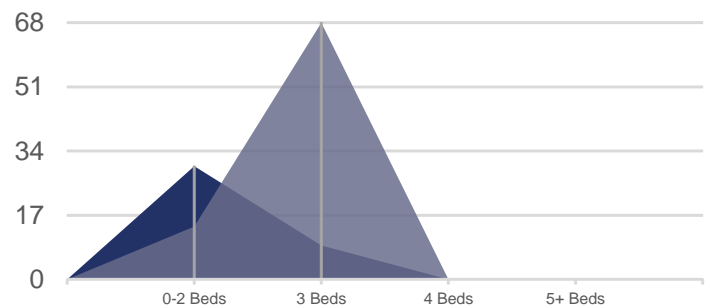
Average Rental Price

Bedrooms	Apr 2018	Apr 2017	Change
0-2	\$1,839	\$3,067	-40%
3	\$4,050	\$3,970	2%
4	\$-	\$-	n/a
5+	\$-	\$-	n/a

Number of Units Rented



Average Number of Days on Market



	0-2 Beds	3 Beds	4 Beds	5+ Beds
Apr 2018	7	3	0	0
Apr 2017	3	5	0	0

	0-2 Beds	3 Beds	4 Beds	5+ Beds
Apr 2018	30	9	0	0
Apr 2017	14	68	0	0



[JMWGroup@Windermere.com](mailto:JMWGroup@Windermere.com)

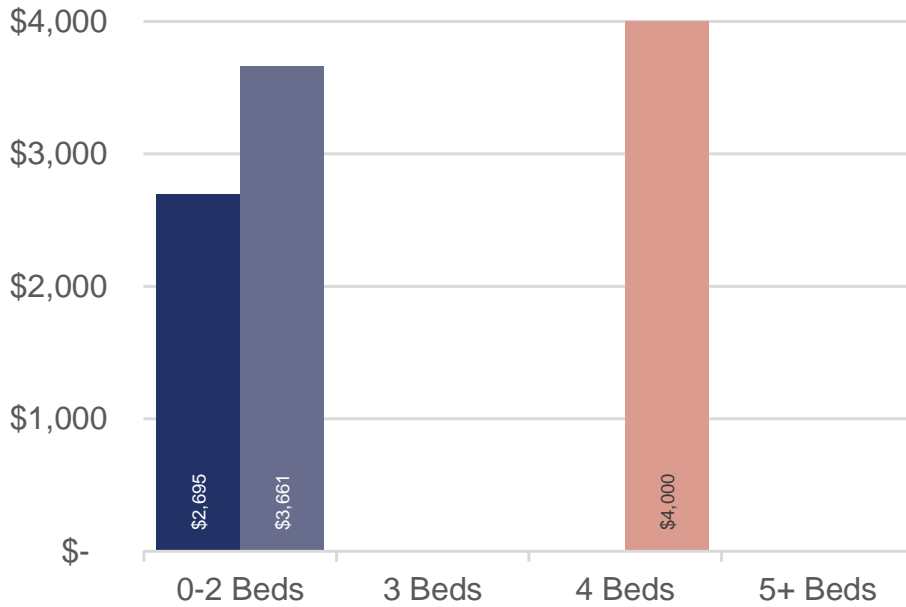
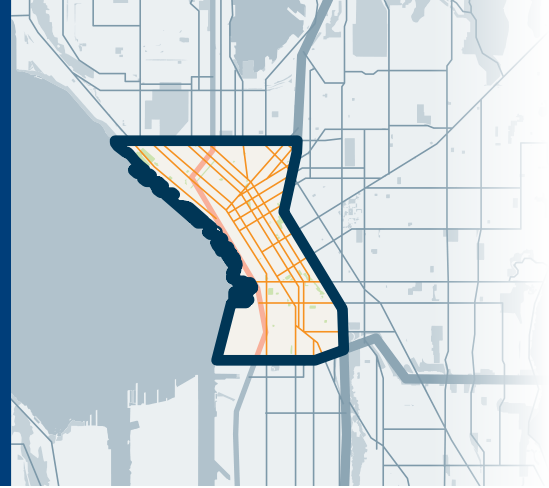
Seattle | Kirkland | [windermere-pm.com](http://windermere-pm.com) | 206.621.2037



# 701 Belltown/Downtown

# SEATTLE METRO

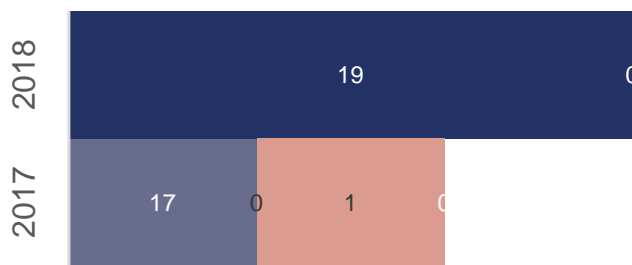
APRIL 2018 | NWMLS Monthly Rental Data



Average Rental Price

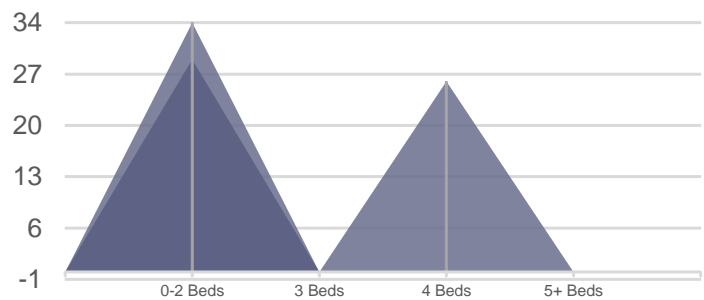
Bedrooms	Apr 2018	Apr 2017	Change
0-2	\$2,695	\$3,661	-26%
3	\$-	\$-	n/a
4	\$-	\$4,000	n/a
5+	\$-	\$-	n/a

Number of Units Rented



	0-2 Beds	3 Beds	4 Beds	5+ Beds
Apr 2018	19	0	0	0
Apr 2017	17	0	1	0

Average Number of Days on Market



	0-2 Beds	3 Beds	4 Beds	5+ Beds
Apr 2018	29	0	0	0
Apr 2017	34	0	26	0



[JMWGroup@Windermere.com](mailto:JMWGroup@Windermere.com)

Seattle | Kirkland | [windermere-pm.com](http://windermere-pm.com) | 206.621.2037