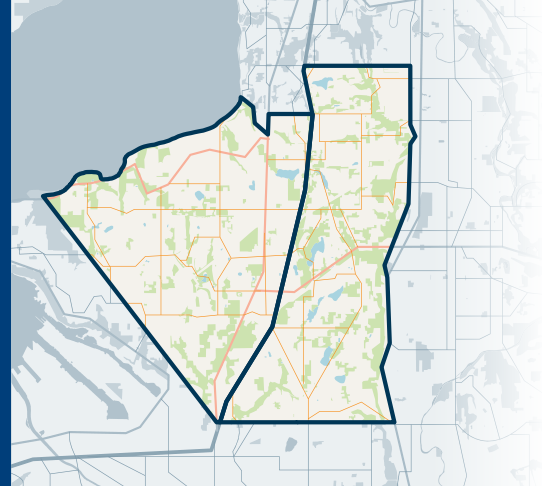




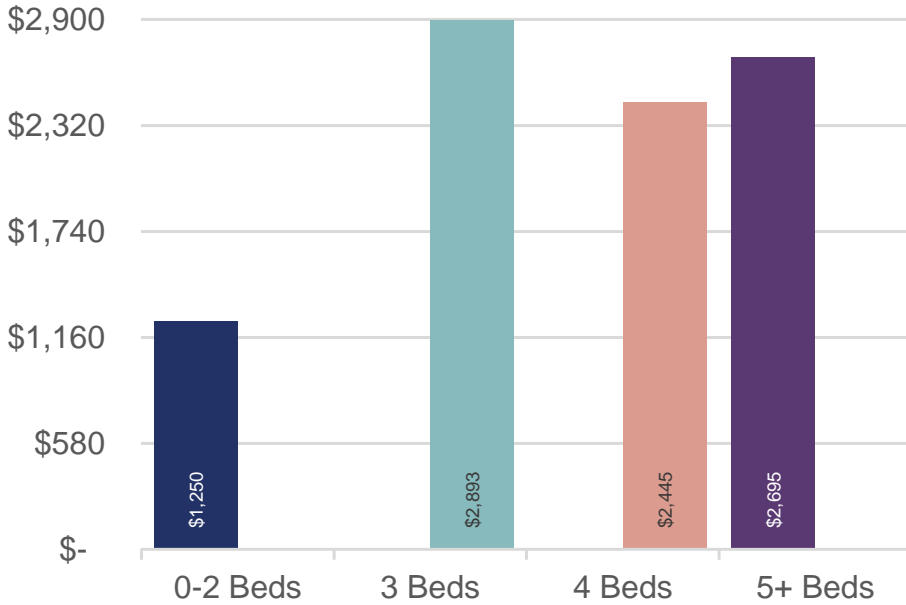
# 100&110

Jovita/Federal Way

# SOUTH OF SEATTLE



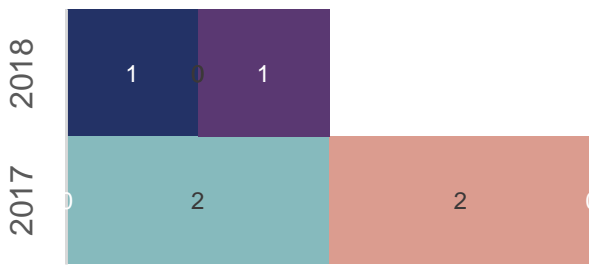
AUGUST 2018 | NWMLS Monthly Rental Data



Average Rental Price

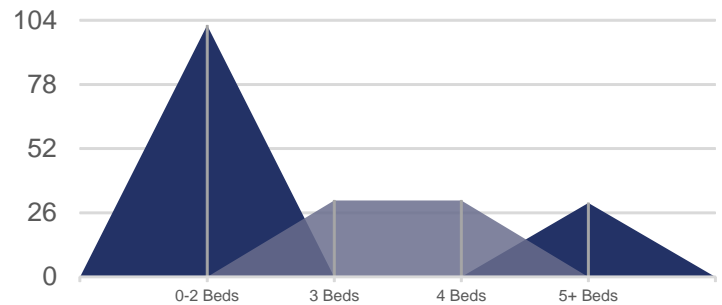
Bedrooms	Aug 2018	Aug 2017	Change
0-2	\$1,250	\$-	n/a
3	\$-	\$2,893	n/a
4	\$-	\$2,445	n/a
5+	\$2,695	\$-	n/a

Number of Units Rented



	0-2 Beds	3 Beds	4 Beds	5+ Beds
Aug 2018	1	0	0	1
Aug 2017	0	2	2	0

Average Number of Days on Market



	0-2 Beds	3 Beds	4 Beds	5+ Beds
Aug 2018	102	0	0	30
Aug 2017	0	31	31	0

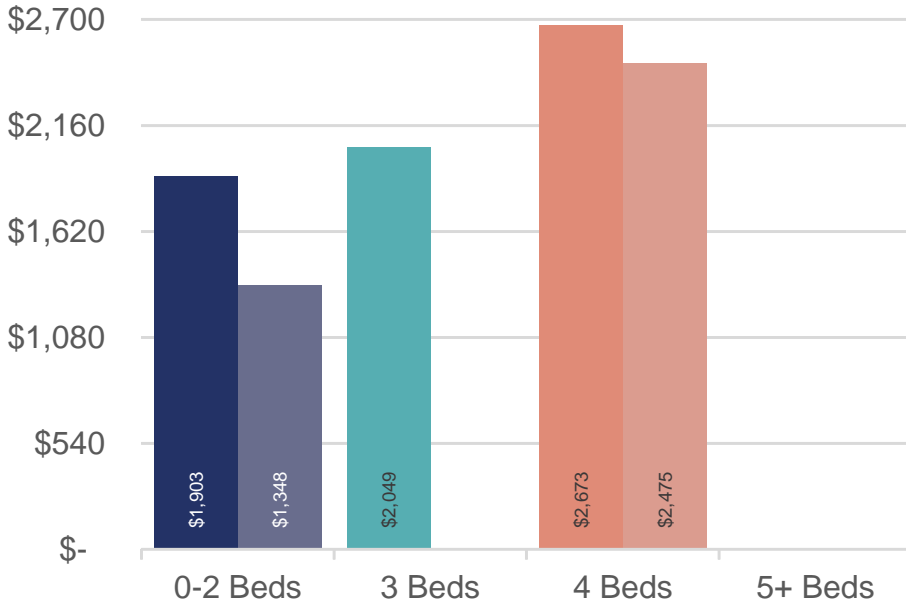
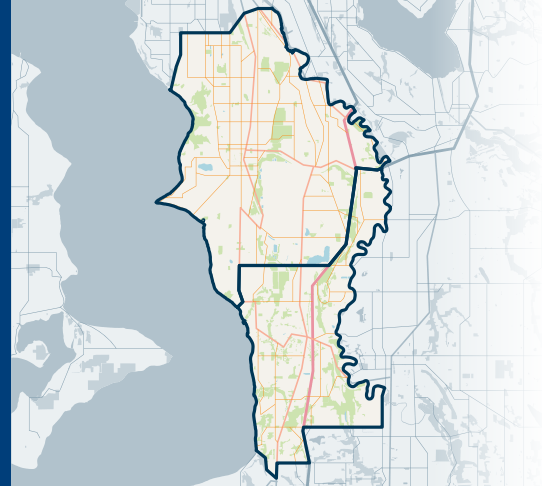


# 120&130

Des Moines/Redondo & Burien/Normandy

# SOUTH OF SEATTLE


AUGUST 2018 | NWMLS Monthly Rental Data



Average Rental Price

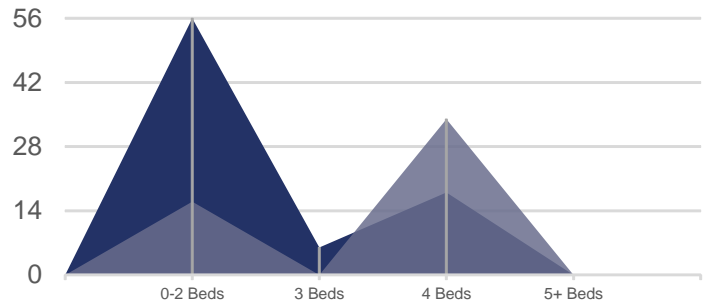
Bedrooms	Aug 2018	Aug 2017	Change
0-2	\$1,903	\$1,348	41%
3	\$2,049	\$-	n/a
4	\$2,673	\$2,475	8%
5+	\$-	\$-	n/a

Number of Units Rented



	0-2 Beds	3 Beds	4 Beds	5+ Beds
Aug 2018	4	5	2	0
Aug 2017	2	0	2	0

Average Number of Days on Market



	0-2 Beds	3 Beds	4 Beds	5+ Beds
Aug 2018	56	6	18	0
Aug 2017	16	0	34	0