

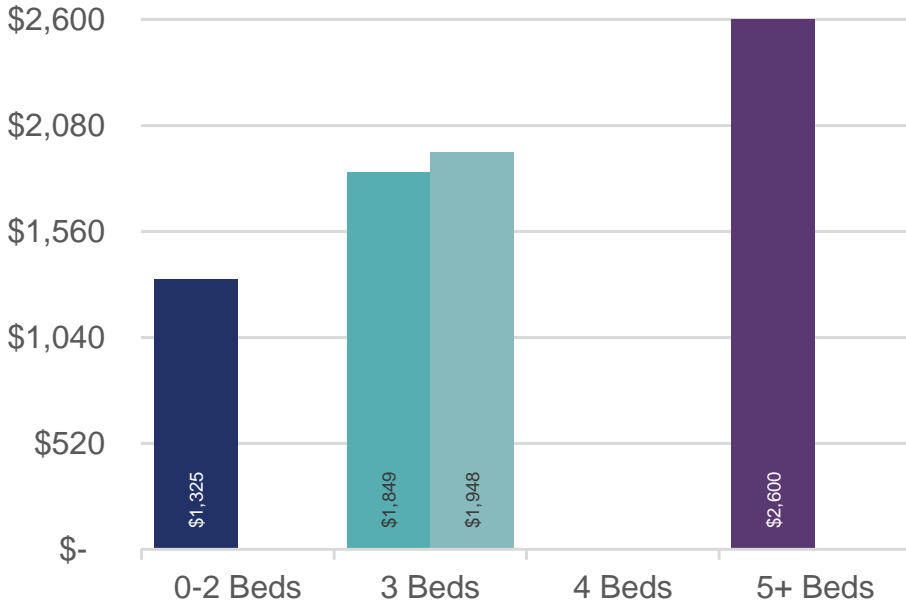
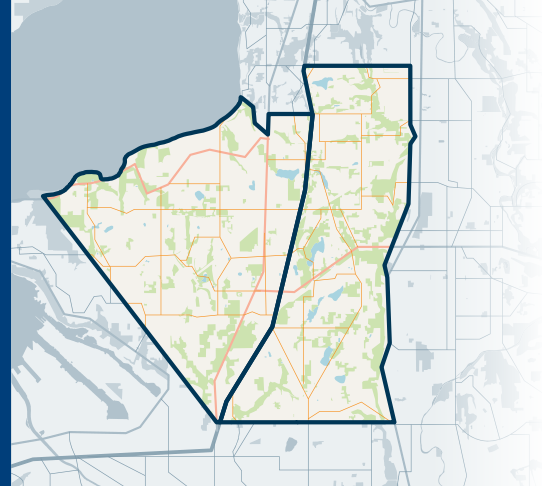


100&110

Jovita/Federal Way

SOUTH OF SEATTLE

SEPTEMBER 2018 | NWMLS Monthly Rental Data



Average Rental Price

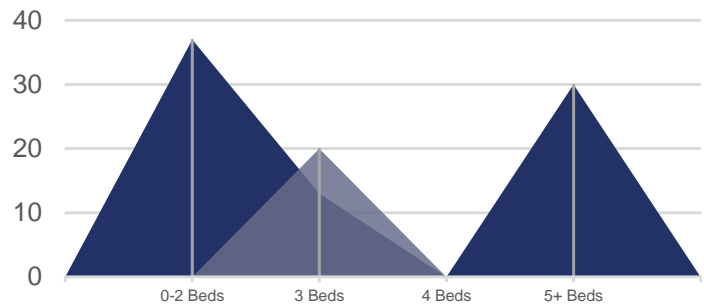
Bedrooms	Sep 2018	Sep 2017	Change
0-2	\$1,325	\$-	n/a
3	\$1,849	\$1,948	-5%
4	\$-	\$-	n/a
5+	\$2,600	\$-	n/a

Number of Units Rented



	0-2 Beds	3 Beds	4 Beds	5+ Beds
Sep 2018	2	4	0	1
Sep 2017	0	2	0	0

Average Number of Days on Market



	0-2 Beds	3 Beds	4 Beds	5+ Beds
Sep 2018	37	13	0	30
Sep 2017	0	20	0	0

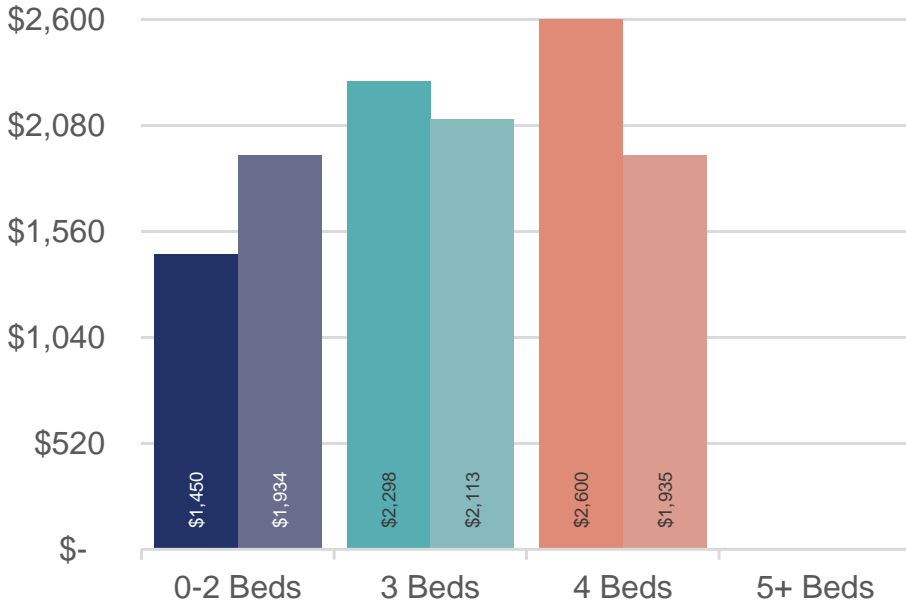
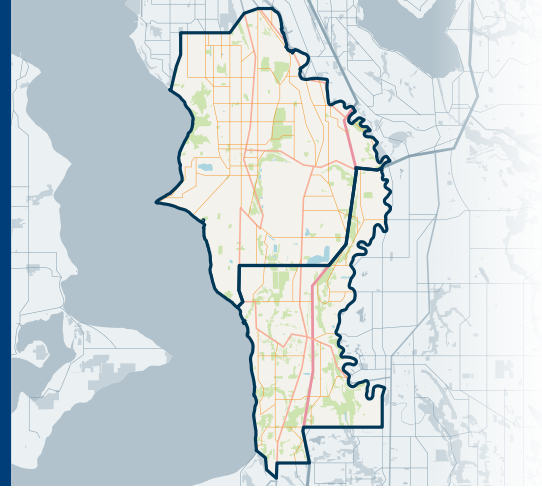


120&130

Des Moines/Redondo & Burien/Normandy

SOUTH OF SEATTLE

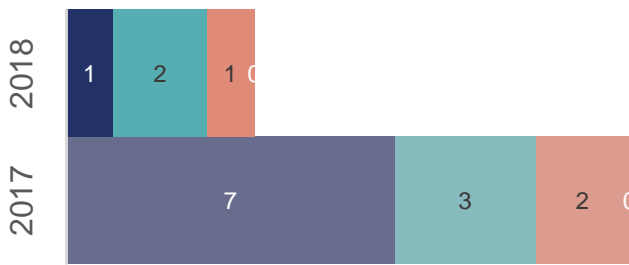
SEPTEMBER 2018 | NWMLS Monthly Rental Data



Average Rental Price

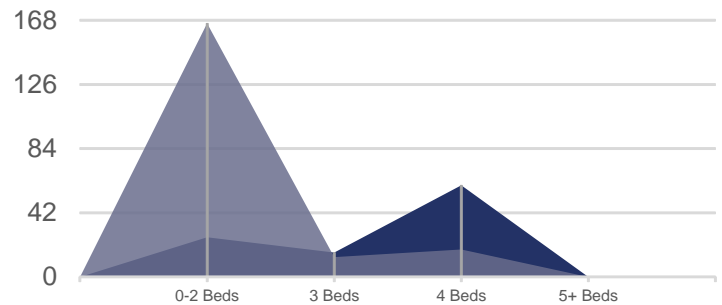
Bedrooms	Sep 2018	Sep 2017	Change
0-2	\$1,450	\$1,934	-25%
3	\$2,298	\$2,113	9%
4	\$2,600	\$1,935	34%
5+	\$-	\$-	n/a

Number of Units Rented



	0-2 Beds	3 Beds	4 Beds	5+ Beds
Sep 2018	1	2	1	0
Sep 2017	7	3	2	0

Average Number of Days on Market



	0-2 Beds	3 Beds	4 Beds	5+ Beds
Sep 2018	26	16	60	0
Sep 2017	166	13	18	0