

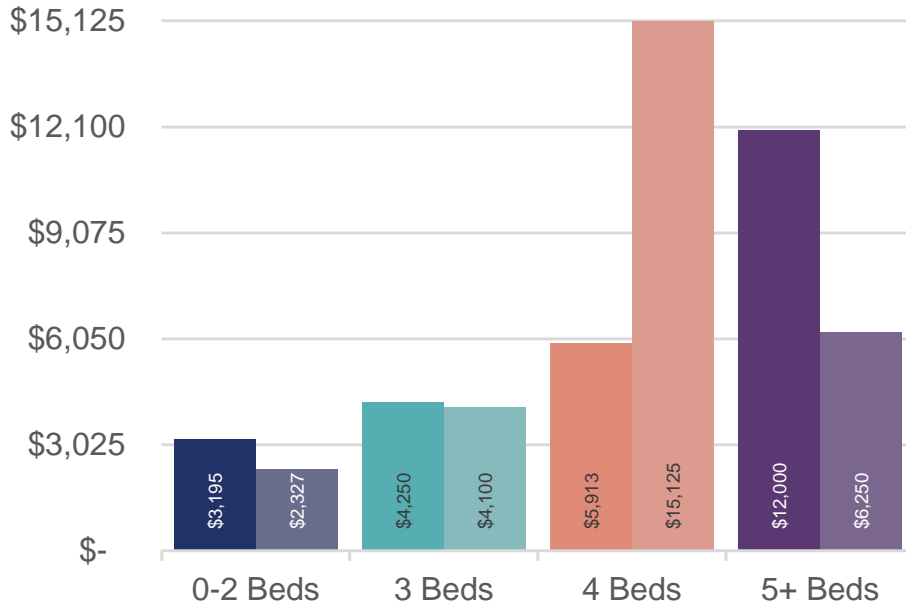
EASTSIDE




APRIL 2018 | NWMLS Monthly Rental Data

Average Rental Price

Bedrooms	Apr 2018	Apr 2017	Change
0-2	\$3,195	\$2,327	37%
3	\$4,250	\$4,100	4%
4	\$5,913	\$15,125	-61%
5+	\$12,000	\$6,250	92%

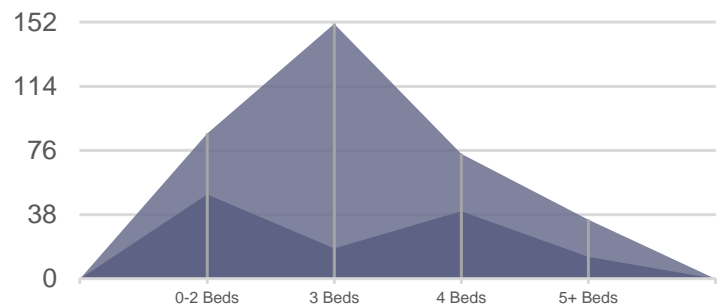


Number of Units Rented



	0-2 Beds	3 Beds	4 Beds	5+ Beds
Apr 2018	1	2	4	1
Apr 2017	5	1	2	1

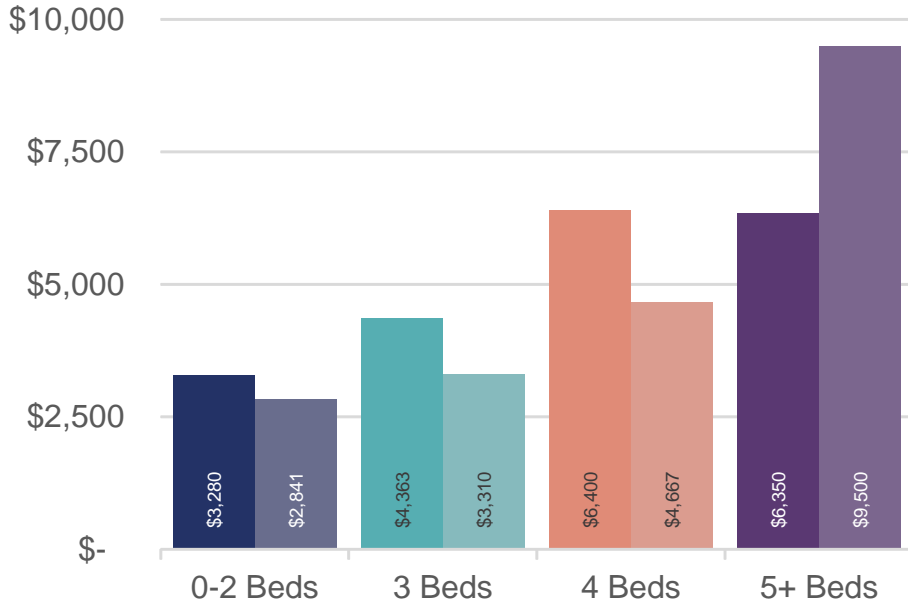
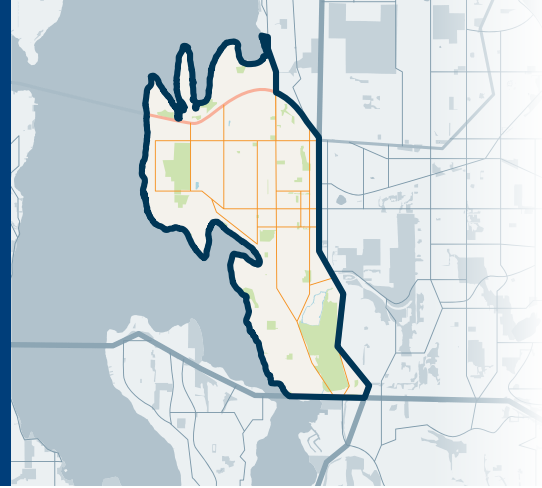
Average Number of Days on Market



	0-2 Beds	3 Beds	4 Beds	5+ Beds
Apr 2018	50	18	40	13
Apr 2017	86	151	74	35

EASTSIDE

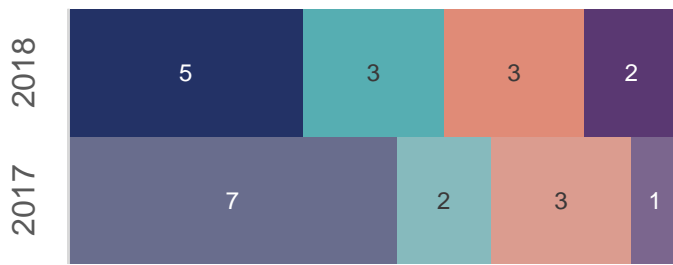
APRIL 2018 | NWMLS Monthly Rental Data



Average Rental Price

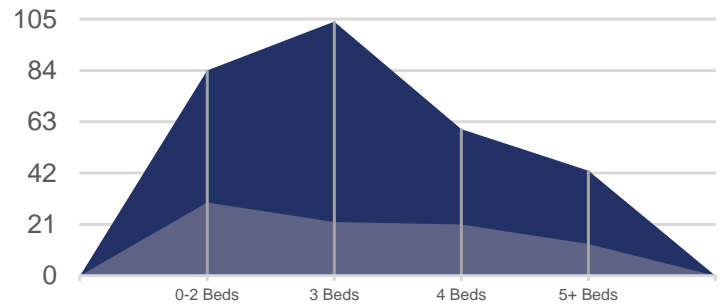
Bedrooms	Apr 2018	Apr 2017	Change
0-2	\$3,280	\$2,841	15%
3	\$4,363	\$3,310	32%
4	\$6,400	\$4,667	37%
5+	\$6,350	\$9,500	-33%

Number of Units Rented



	0-2 Beds	3 Beds	4 Beds	5+ Beds
Apr 2018	5	3	3	2
Apr 2017	7	2	3	1

Average Number of Days on Market



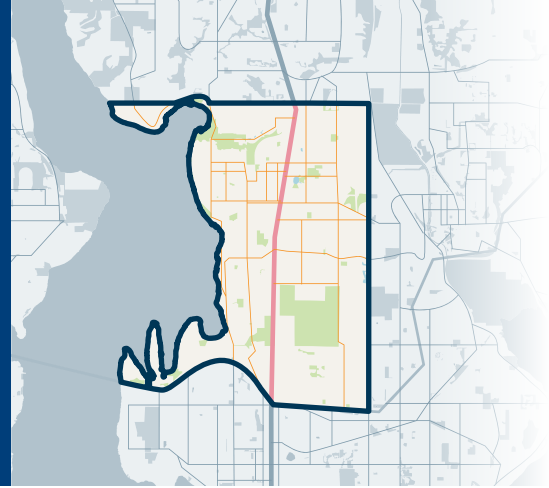
	0-2 Beds	3 Beds	4 Beds	5+ Beds
Apr 2018	84	104	60	43
Apr 2017	30	22	21	13



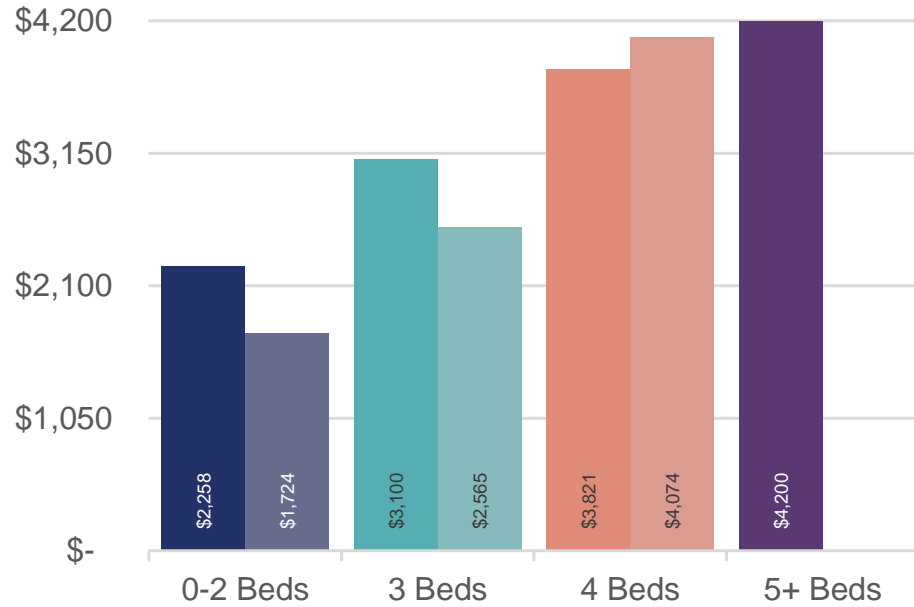
560

Kirkland/Bridle Trails

EASTSIDE




APRIL 2018 | NWMLS Monthly Rental Data



Average Rental Price

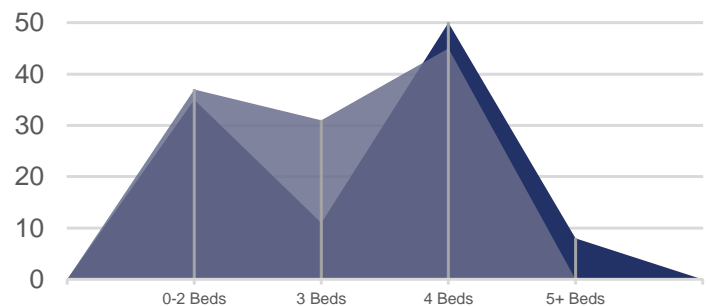
Bedrooms	Apr 2018	Apr 2017	Change
0-2	\$2,258	\$1,724	31%
3	\$3,100	\$2,565	21%
4	\$3,821	\$4,074	-6%
5+	\$4,200	\$-	n/a

Number of Units Rented



	0-2 Beds	3 Beds	4 Beds	5+ Beds
Apr 2018	8	2	6	1
Apr 2017	7	3	4	0

Average Number of Days on Market



	0-2 Beds	3 Beds	4 Beds	5+ Beds
Apr 2018	35	11	50	8
Apr 2017	37	31	45	0



JMWGroup@Windermere.com

Seattle | Kirkland | windermere-pm.com | 206.621.2037