

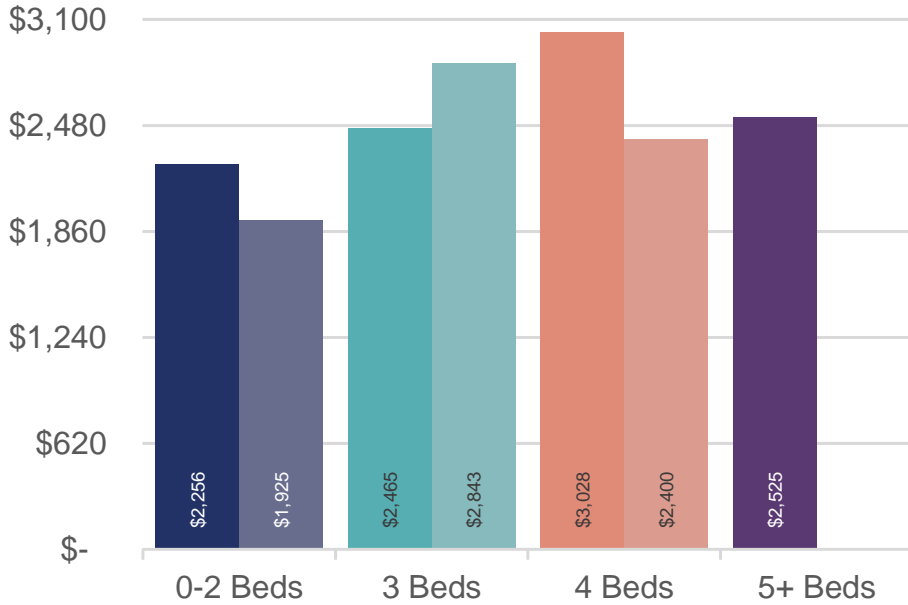
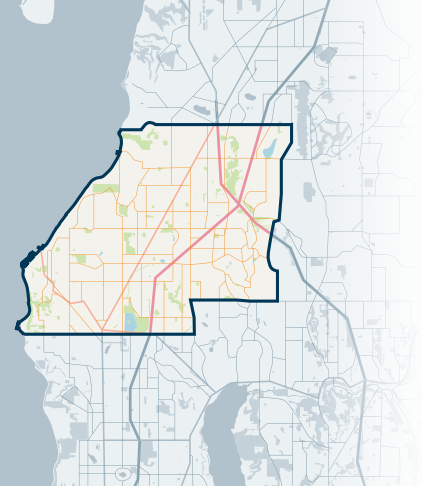


730

Southwest Snohomish

NORTH OF SEATTLE


AUGUST 2018 | NWMLS Monthly Rental Data



Average Rental Price

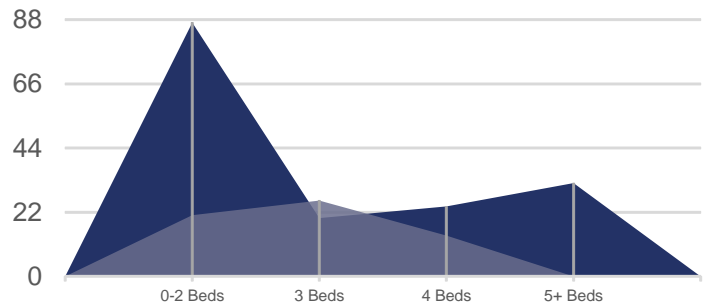
Bedrooms	Aug 2018	Aug 2017	Change
0-2	\$2,256	\$1,925	17%
3	\$2,465	\$2,843	-13%
4	\$3,028	\$2,400	26%
5+	\$2,525	\$-	n/a

Number of Units Rented



	0-2 Beds	3 Beds	4 Beds	5+ Beds
Aug 2018	3	3	7	2
Aug 2017	6	7	1	0

Average Number of Days on Market



	0-2 Beds	3 Beds	4 Beds	5+ Beds
Aug 2018	87	20	24	32
Aug 2017	21	26	14	0

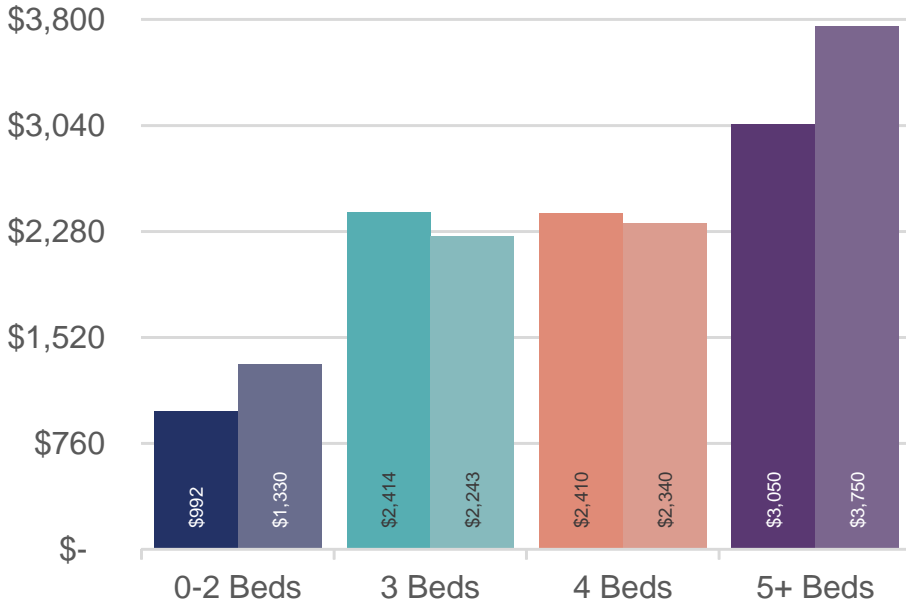
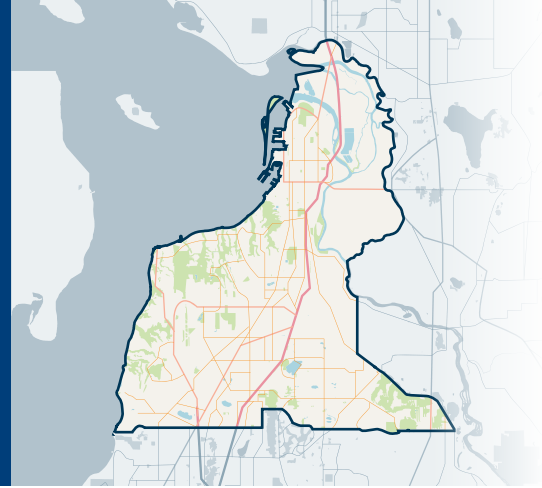


JMWGroup@Windermere.com

Seattle | Kirkland | windermere-pm.com | 206.621.2037

NORTH OF SEATTLE


AUGUST 2018 | NWMLS Monthly Rental Data



Average Rental Price

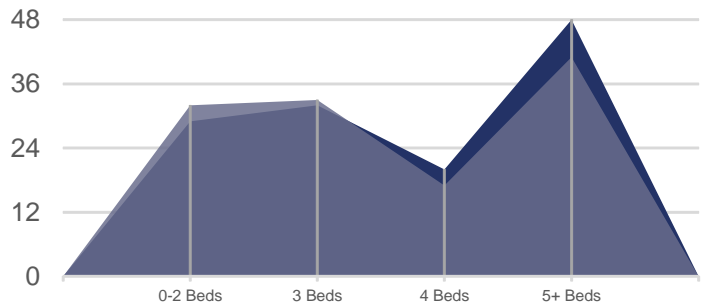
Bedrooms	Aug 2018	Aug 2017	Change
0-2	\$992	\$1,330	-25%
3	\$2,414	\$2,243	8%
4	\$2,410	\$2,340	3%
5+	\$3,050	\$3,750	-19%

Number of Units Rented



	0-2 Beds	3 Beds	4 Beds	5+ Beds
Aug 2018	6	12	4	2
Aug 2017	14	4	5	1

Average Number of Days on Market



	0-2 Beds	3 Beds	4 Beds	5+ Beds
Aug 2018	29	32	20	48
Aug 2017	32	33	17	41