

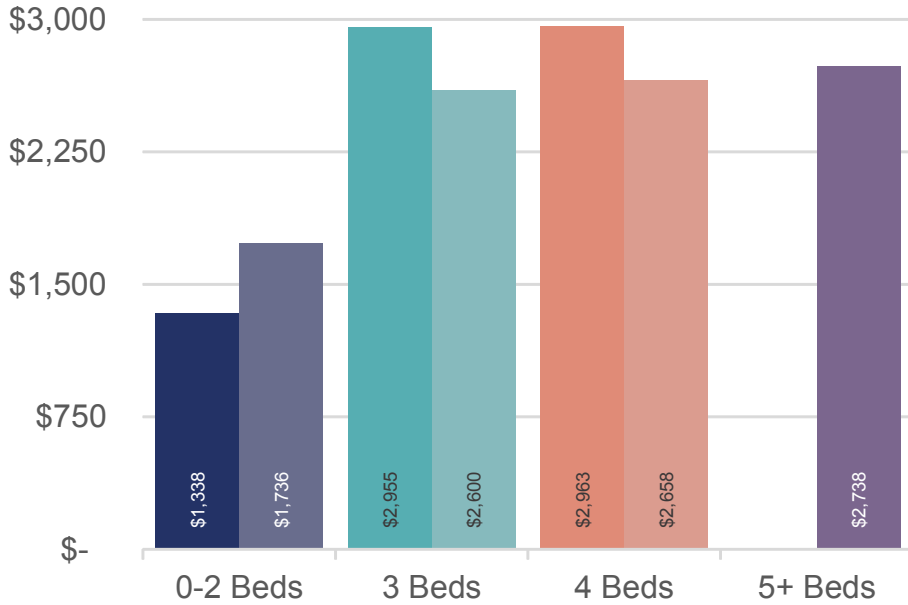
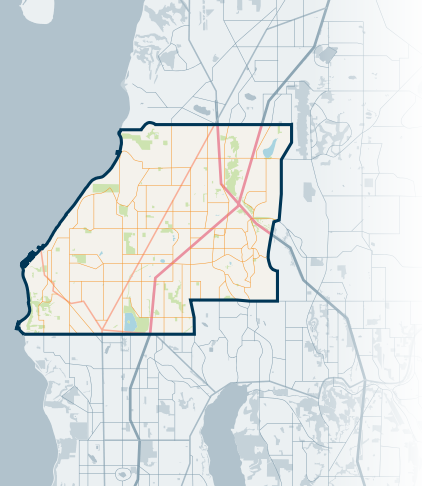


730

Southwest Snohomish

NORTH OF SEATTLE


JULY 2018 | NWMLS Monthly Rental Data



Average Rental Price

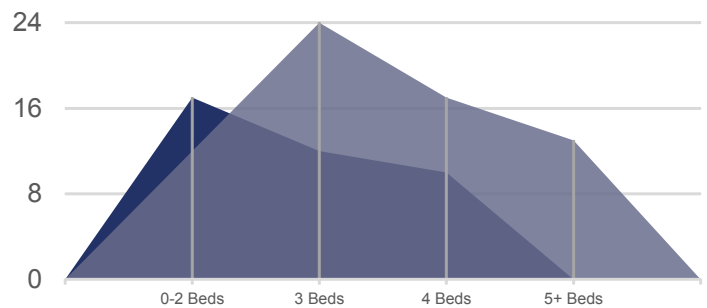
Bedrooms	Jul 2018	Jul 2017	Change
0-2	\$1,338	\$1,736	-23%
3	\$2,955	\$2,600	14%
4	\$2,963	\$2,658	11%
5+	\$-	\$2,738	n/a

Number of Units Rented



	0-2 Beds	3 Beds	4 Beds	5+ Beds
Jul 2018	6	4	4	0
Jul 2017	7	1	5	2

Average Number of Days on Market



	0-2 Beds	3 Beds	4 Beds	5+ Beds
Jul 2018	17	12	10	0
Jul 2017	12	24	17	13



JMWGroup@Windermere.com

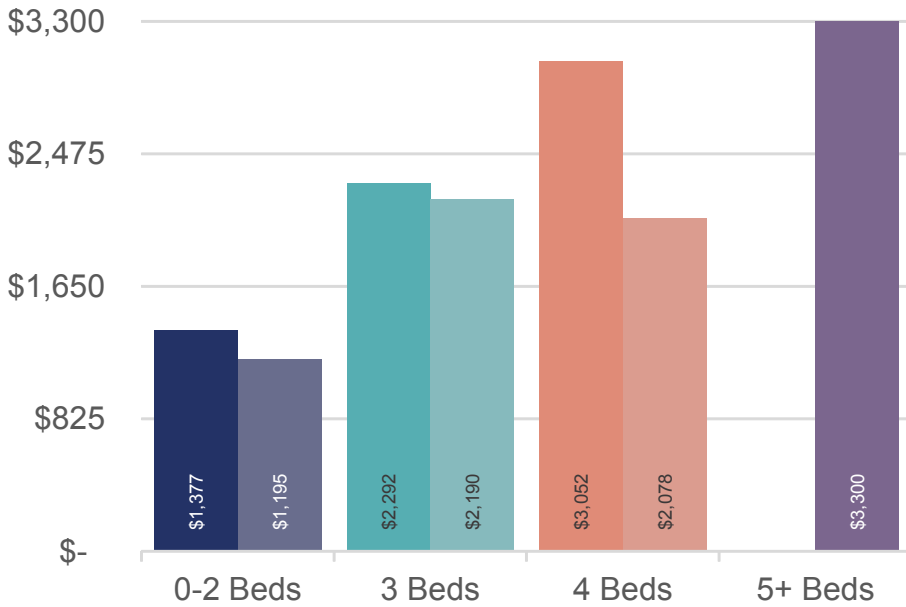
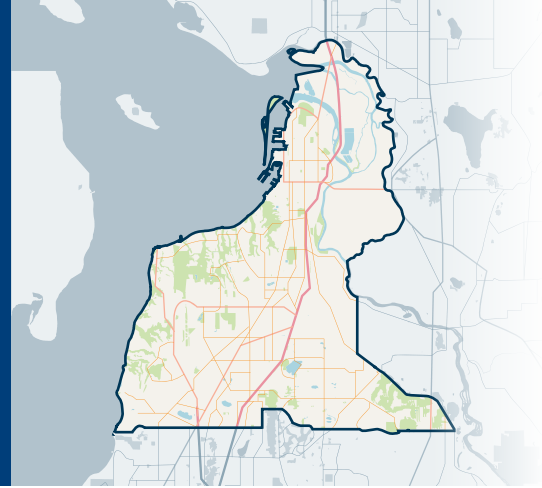
Seattle | Kirkland | windermere-pm.com | 206.621.2037



740
Everett/Mukilteo

NORTH OF SEATTLE

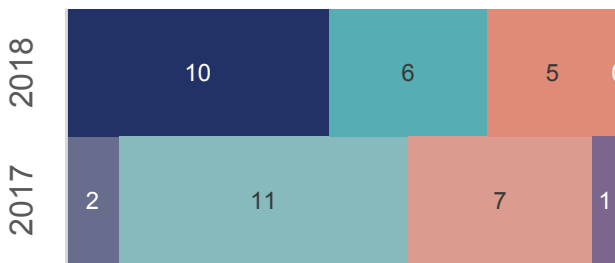
JULY 2018 | NWMLS Monthly Rental Data



Average Rental Price

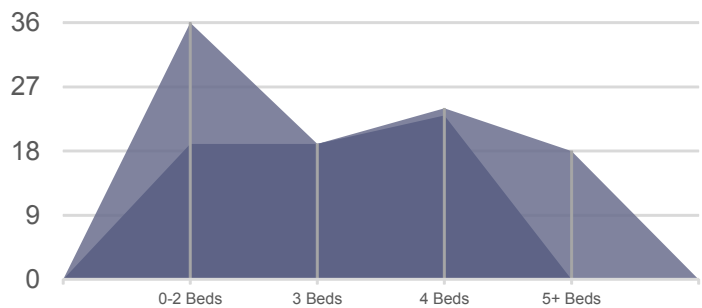
Bedrooms	Jul 2018	Jul 2017	Change
0-2	\$1,377	\$1,195	15%
3	\$2,292	\$2,190	5%
4	\$3,052	\$2,078	47%
5+	\$-	\$3,300	n/a

Number of Units Rented



	0-2 Beds	3 Beds	4 Beds	5+ Beds
Jul 2018	10	6	5	0
Jul 2017	2	11	7	1

Average Number of Days on Market



	0-2 Beds	3 Beds	4 Beds	5+ Beds
Jul 2018	19	19	23	0
Jul 2017	36	19	24	18