

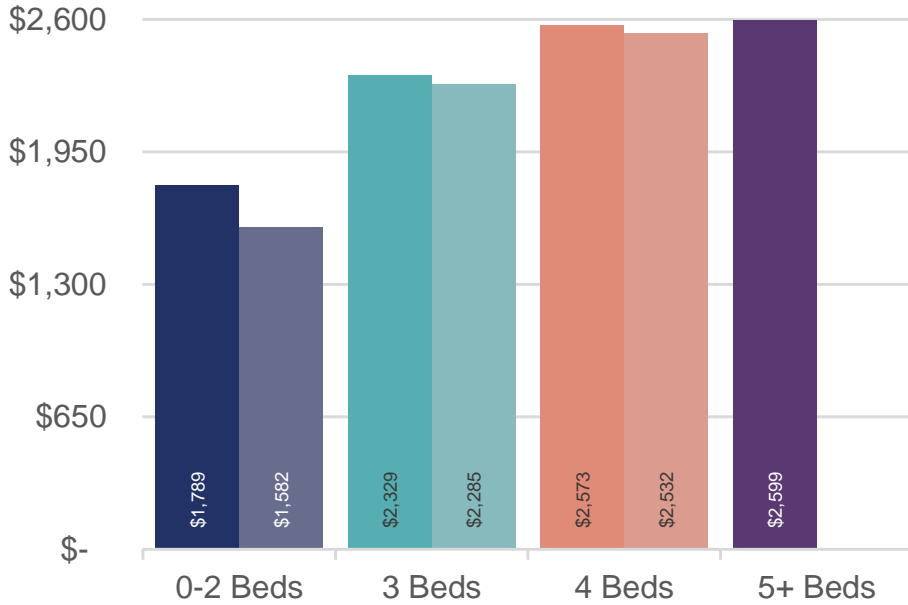
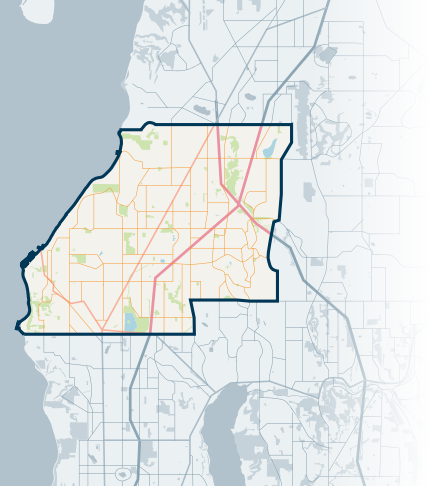


730

Southwest Snohomish

NORTH OF SEATTLE

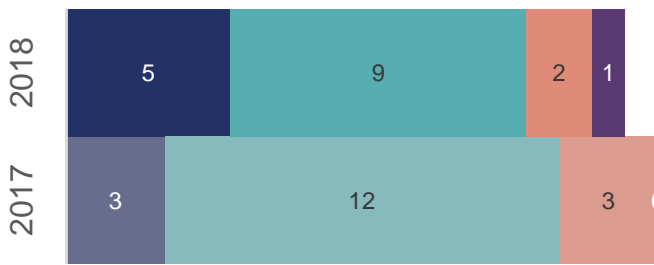
SEPTEMBER 2018 | NWMLS Monthly Rental Data



Average Rental Price

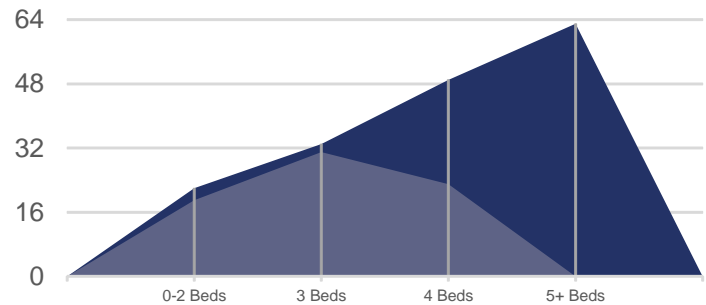
Bedrooms	Sep 2018	Sep 2017	Change
0-2	\$1,789	\$1,582	13%
3	\$2,329	\$2,285	2%
4	\$2,573	\$2,532	2%
5+	\$2,599	\$-	n/a

Number of Units Rented



	0-2 Beds	3 Beds	4 Beds	5+ Beds
Sep 2018	5	9	2	1
Sep 2017	3	12	3	0

Average Number of Days on Market



	0-2 Beds	3 Beds	4 Beds	5+ Beds
Sep 2018	22	33	49	63
Sep 2017	19	31	23	0

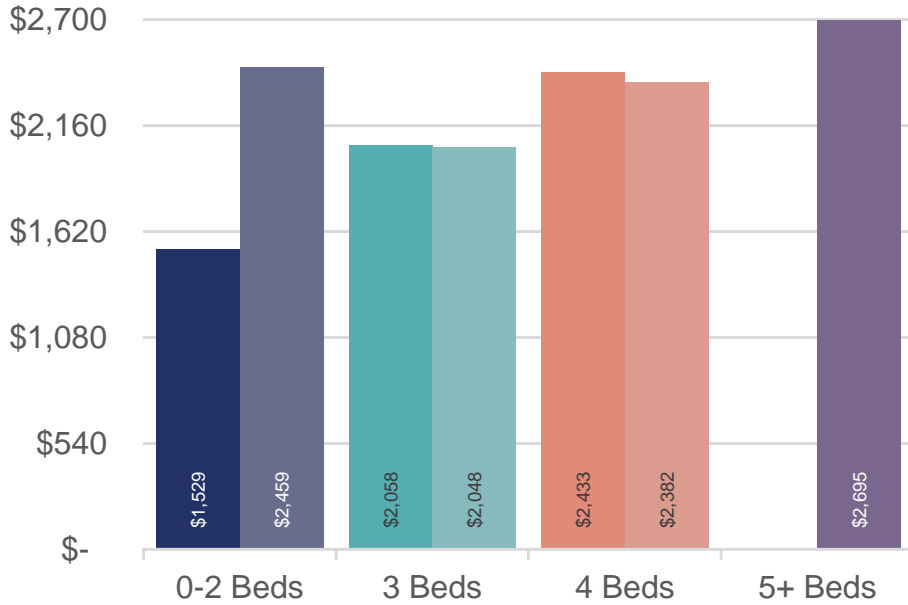
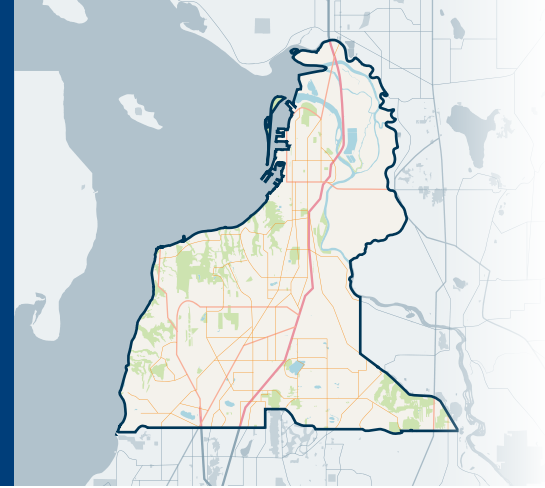


JMWGroup@Windermere.com

Seattle | Kirkland | windermere-pm.com | 206.621.2037

NORTH OF SEATTLE


SEPTEMBER 2018 | NWMLS Monthly Rental Data



Average Rental Price

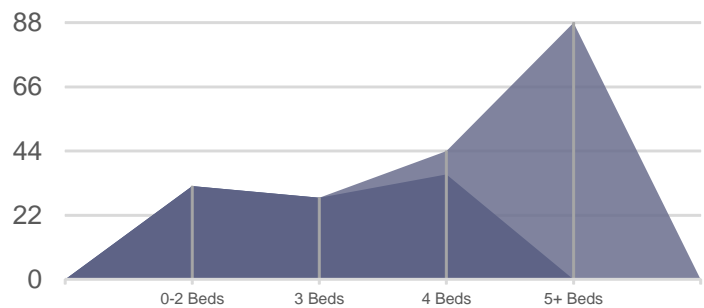
Bedrooms	Sep 2018	Sep 2017	Change
0-2	\$1,529	\$2,459	-38%
3	\$2,058	\$2,048	0%
4	\$2,433	\$2,382	2%
5+	\$-	\$2,695	n/a

Number of Units Rented



	0-2 Beds	3 Beds	4 Beds	5+ Beds
Sep 2018	9	8	6	0
Sep 2017	8	7	3	1

Average Number of Days on Market



	0-2 Beds	3 Beds	4 Beds	5+ Beds
Sep 2018	32	28	36	0
Sep 2017	32	28	44	88