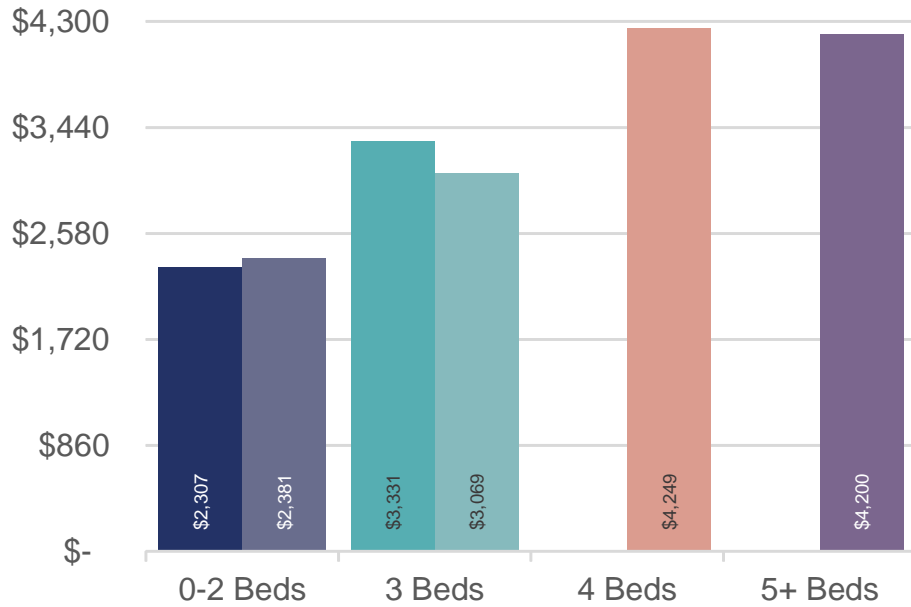
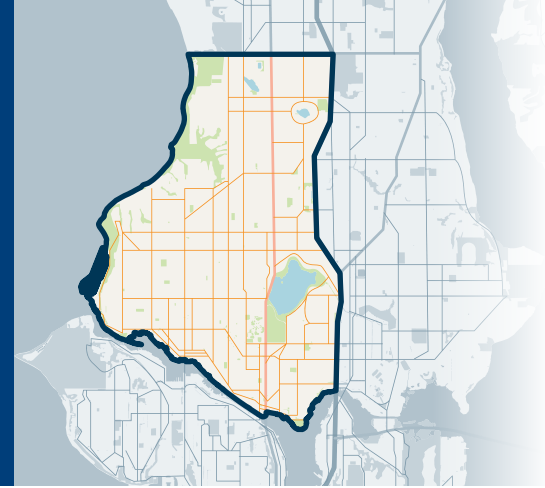




705
Ballard/Greenlake

SEATTLE METRO

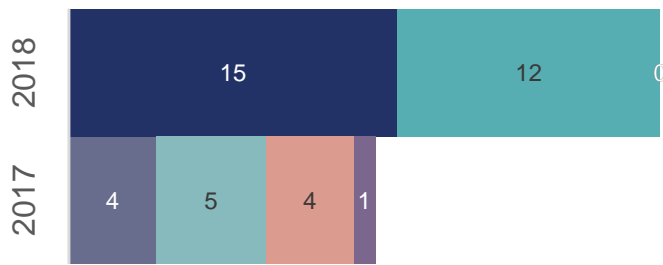
MAY 2018 | NWMLS Monthly Rental Data



Average Rental Price

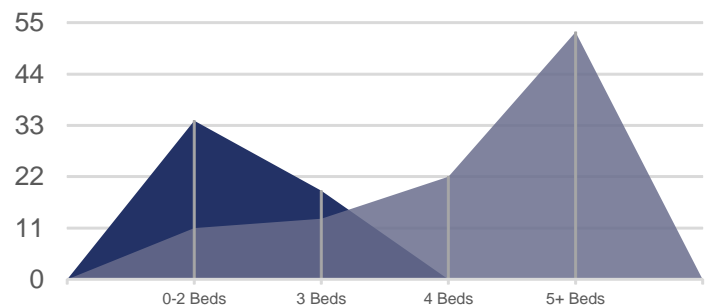
Bedrooms	May 2018	May 2017	Change
0-2	\$2,307	\$2,381	-3%
3	\$3,331	\$3,069	9%
4	\$-	\$4,249	n/a
5+	\$-	\$4,200	n/a

Number of Units Rented



	0-2 Beds	3 Beds	4 Beds	5+ Beds
May 2018	15	12	0	0
May 2017	4	5	4	1

Average Number of Days on Market

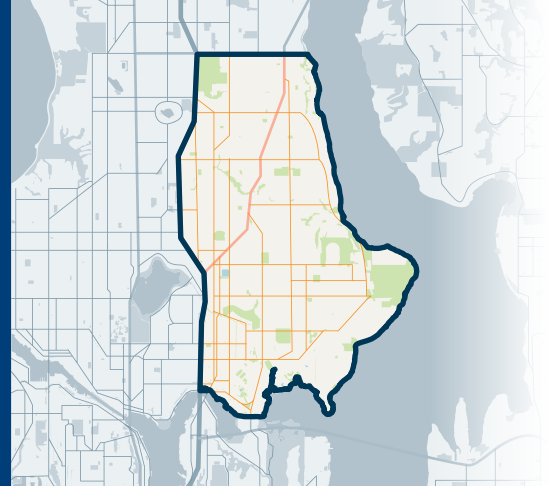


	0-2 Beds	3 Beds	4 Beds	5+ Beds
May 2018	34	19	0	0
May 2017	11	13	22	53



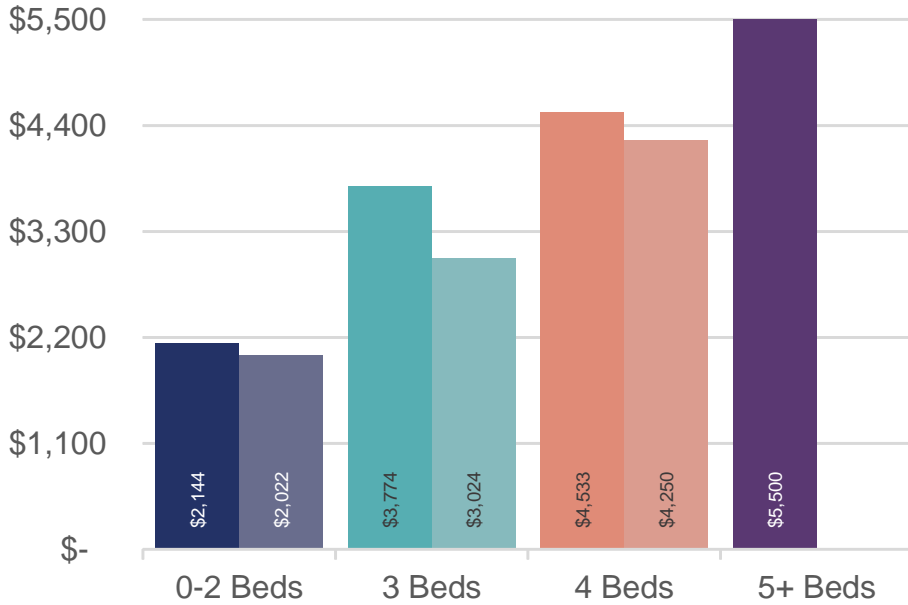
JMWGroup@Windermere.com

Seattle | Kirkland | windermere-pm.com | 206.621.2037



SEATTLE METRO

MAY 2018 | NWMLS Monthly Rental Data



Average Rental Price

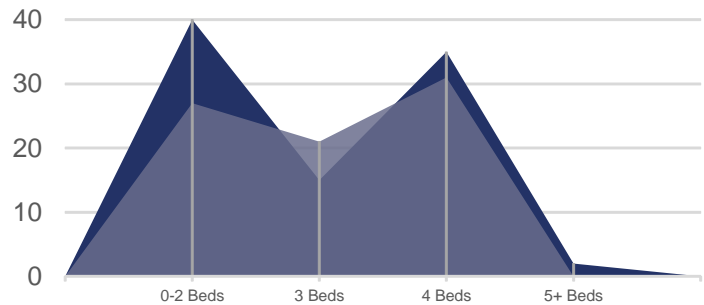
Bedrooms	May 2018	May 2017	Change
0-2	\$2,144	\$2,022	6%
3	\$3,774	\$3,024	25%
4	\$4,533	\$4,250	7%
5+	\$5,500	\$-	n/a

Number of Units Rented



	0-2 Beds	3 Beds	4 Beds	5+ Beds
May 2018	8	4	6	1
May 2017	9	7	3	0

Average Number of Days on Market



	0-2 Beds	3 Beds	4 Beds	5+ Beds
May 2018	40	15	35	2
May 2017	27	21	31	0