

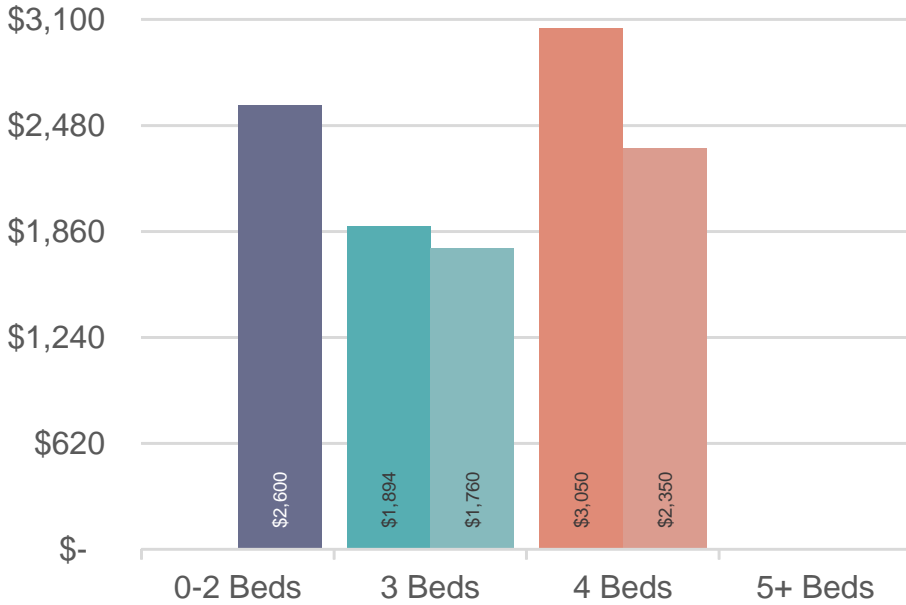
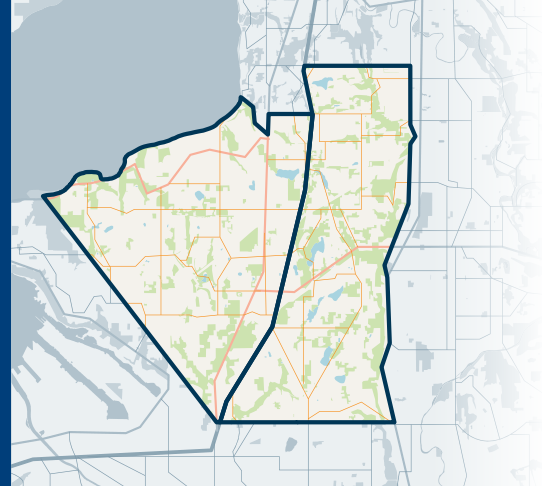


100&110

Jovita/Federal Way

SOUTH OF SEATTLE

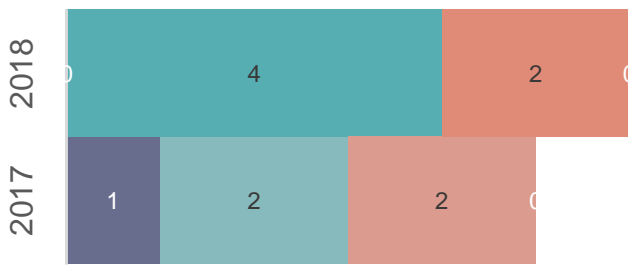
MAY 2018 | NWMLS Monthly Rental Data



Average Rental Price

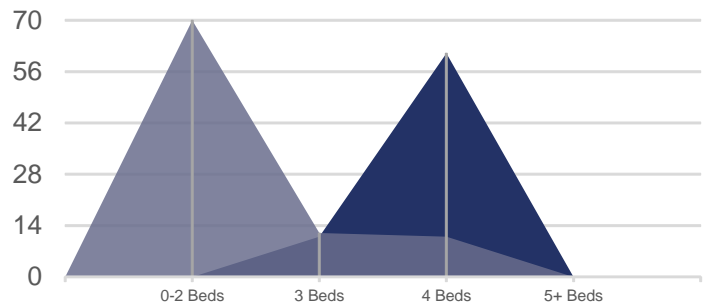
Bedrooms	May 2018	May 2017	Change
0-2	\$-	\$2,600	n/a
3	\$1,894	\$1,760	8%
4	\$3,050	\$2,350	30%
5+	\$-	\$-	n/a

Number of Units Rented



	0-2 Beds	3 Beds	4 Beds	5+ Beds
May 2018	0	4	2	0
May 2017	1	2	2	0

Average Number of Days on Market



	0-2 Beds	3 Beds	4 Beds	5+ Beds
May 2018	0	11	61	0
May 2017	70	12	11	0

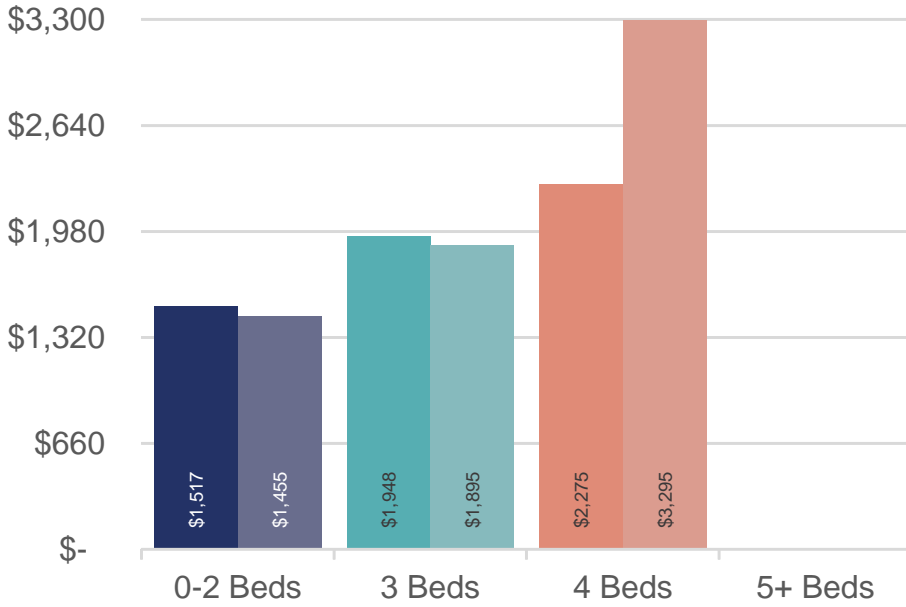
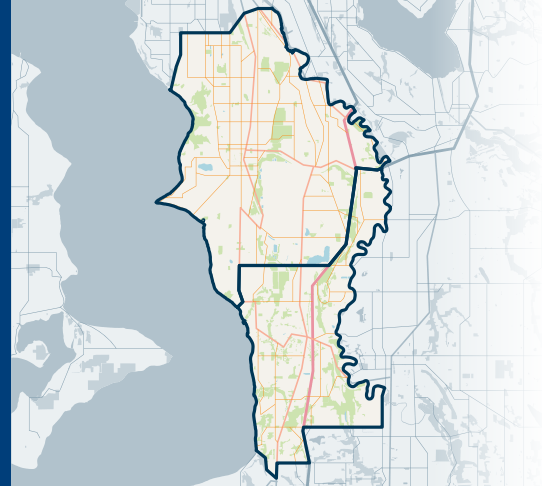


120&130

Des Moines/Redondo & Burien/Normandy

SOUTH OF SEATTLE


MAY 2018 | NWMLS Monthly Rental Data



Average Rental Price

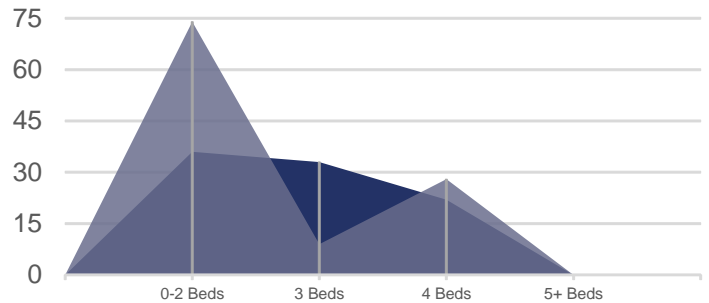
Bedrooms	May 2018	May 2017	Change
0-2	\$1,517	\$1,455	4%
3	\$1,948	\$1,895	3%
4	\$2,275	\$3,295	-31%
5+	\$-	\$-	n/a

Number of Units Rented



	0-2 Beds	3 Beds	4 Beds	5+ Beds
May 2018	3	2	2	0
May 2017	4	1	1	0

Average Number of Days on Market



	0-2 Beds	3 Beds	4 Beds	5+ Beds
May 2018	36	33	22	0
May 2017	74	9	28	0