

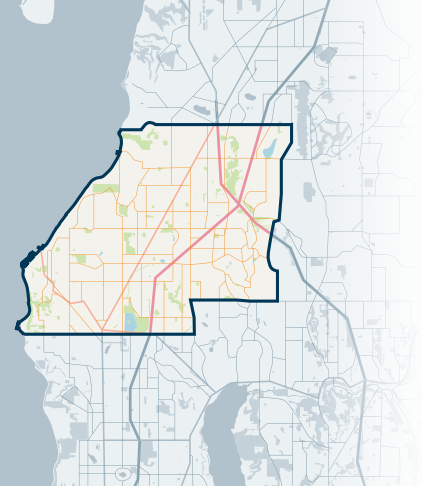


730

Southwest Snohomish

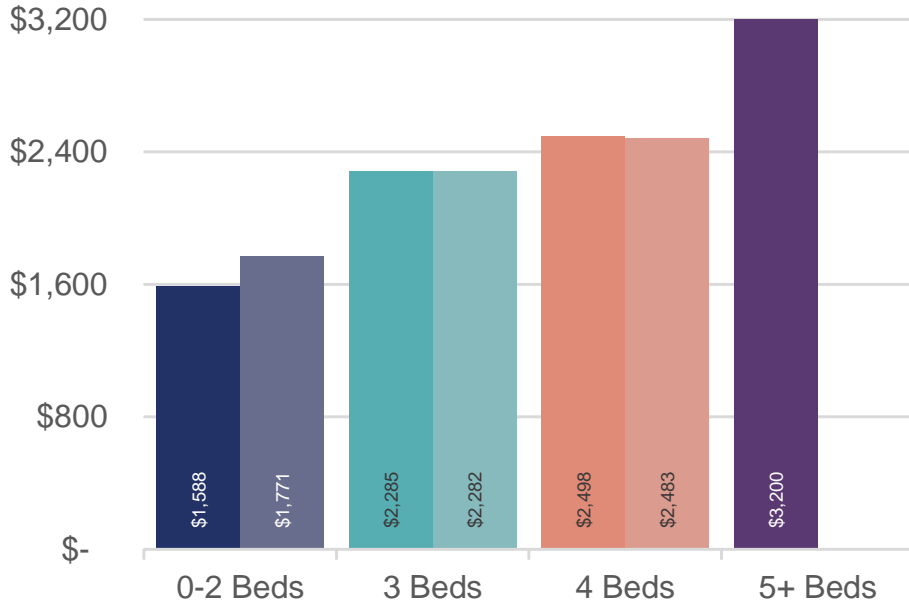
NORTH OF SEATTLE

MAY 2018 | NWMLS Monthly Rental Data




Average Rental Price

Bedrooms	May 2018	May 2017	Change
0-2	\$1,588	\$1,771	-10%
3	\$2,285	\$2,282	0%
4	\$2,498	\$2,483	1%
5+	\$3,200	\$-	n/a

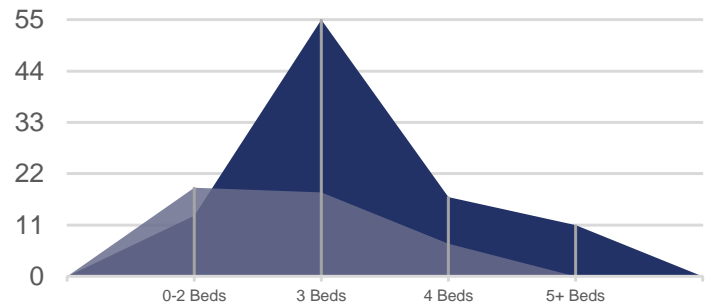


Number of Units Rented



	0-2 Beds	3 Beds	4 Beds	5+ Beds
May 2018	2	7	3	1
May 2017	7	3	3	0

Average Number of Days on Market



	0-2 Beds	3 Beds	4 Beds	5+ Beds
May 2018	13	55	17	11
May 2017	19	18	7	0



JMWGroup@Windermere.com

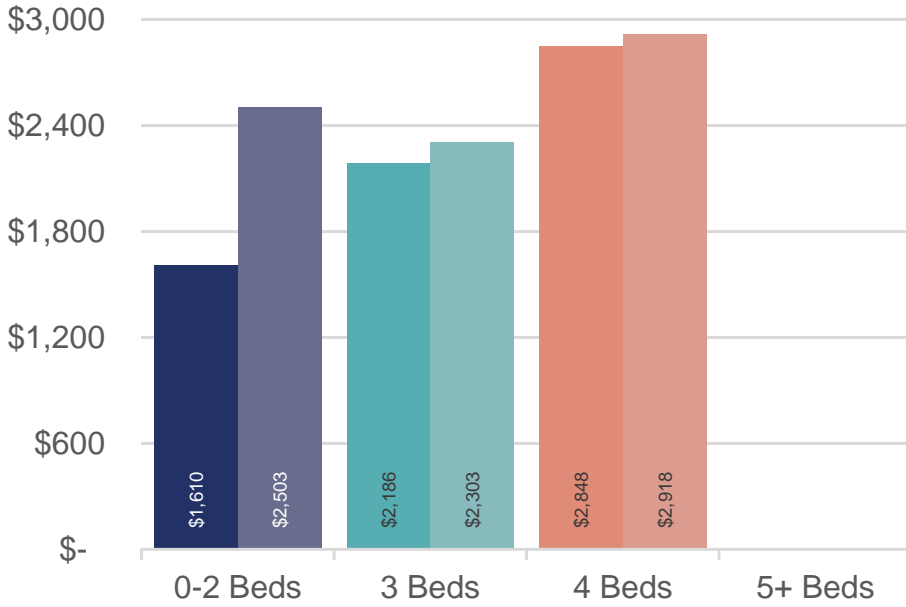
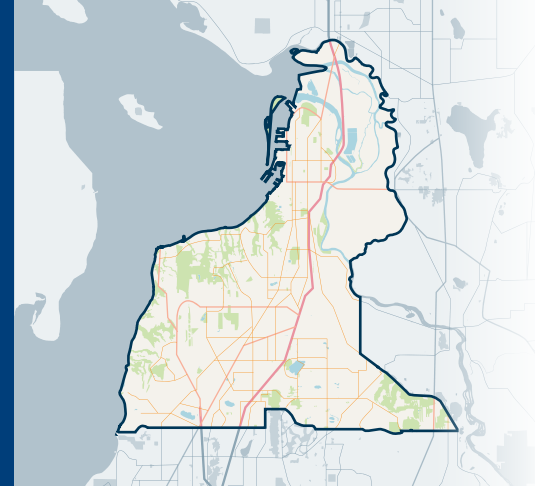
Seattle | Kirkland | windermere-pm.com | 206.621.2037



740
Everett/Mukilteo

NORTH OF SEATTLE


MAY 2018 | NWMLS Monthly Rental Data



Average Rental Price

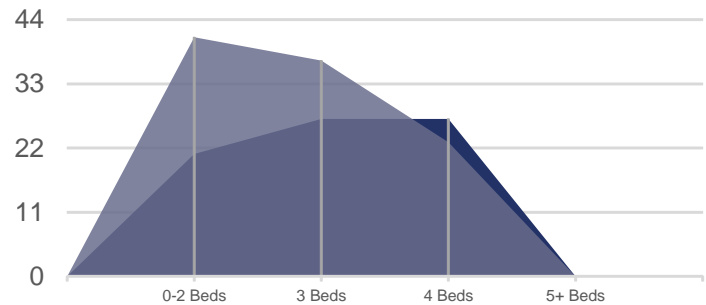
Bedrooms	May 2018	May 2017	Change
0-2	\$1,610	\$2,503	-36%
3	\$2,186	\$2,303	-5%
4	\$2,848	\$2,918	-2%
5+	\$-	\$-	n/a

Number of Units Rented



	0-2 Beds	3 Beds	4 Beds	5+ Beds
May 2018	8	8	4	0
May 2017	6	9	5	0

Average Number of Days on Market



	0-2 Beds	3 Beds	4 Beds	5+ Beds
May 2018	21	27	27	0
May 2017	41	37	23	0