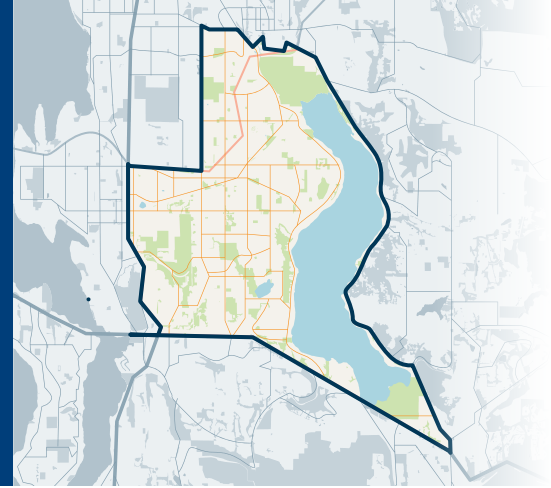




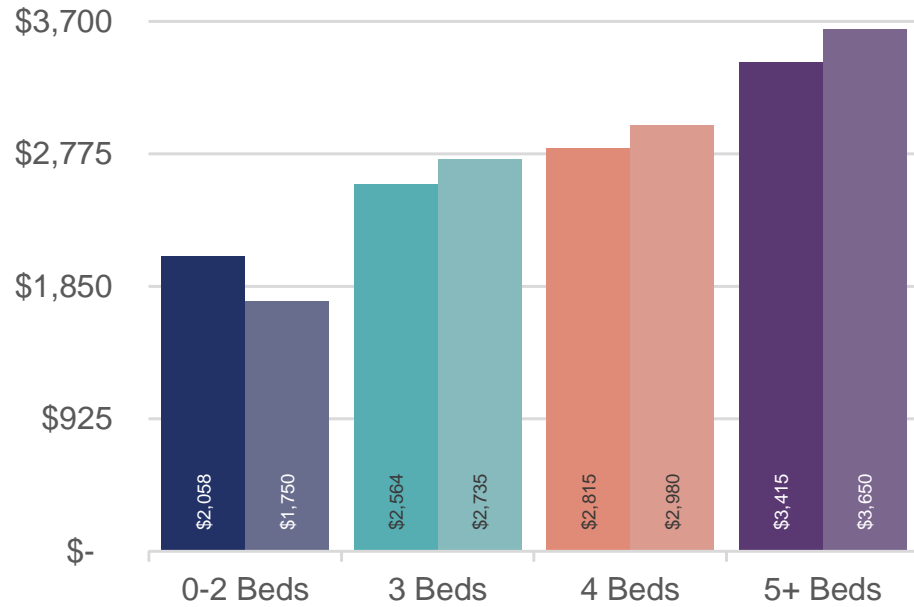
530

Bellevue/East of 405

EASTSIDE




JANUARY 2018 | NWMLS Monthly Rental Data



Average Rental Price

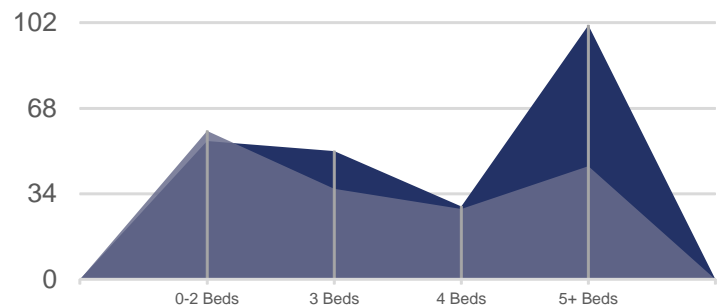
Bedrooms	Jan 2018	Jan 2017	Change
0-2	\$2,058	\$1,750	18%
3	\$2,564	\$2,735	-6%
4	\$2,815	\$2,980	-6%
5+	\$3,415	\$3,650	-6%

Number of Units Rented



	0-2 Beds	3 Beds	4 Beds	5+ Beds
Jan 2018	6	6	3	3
Jan 2017	3	7	5	2

Average Number of Days on Market



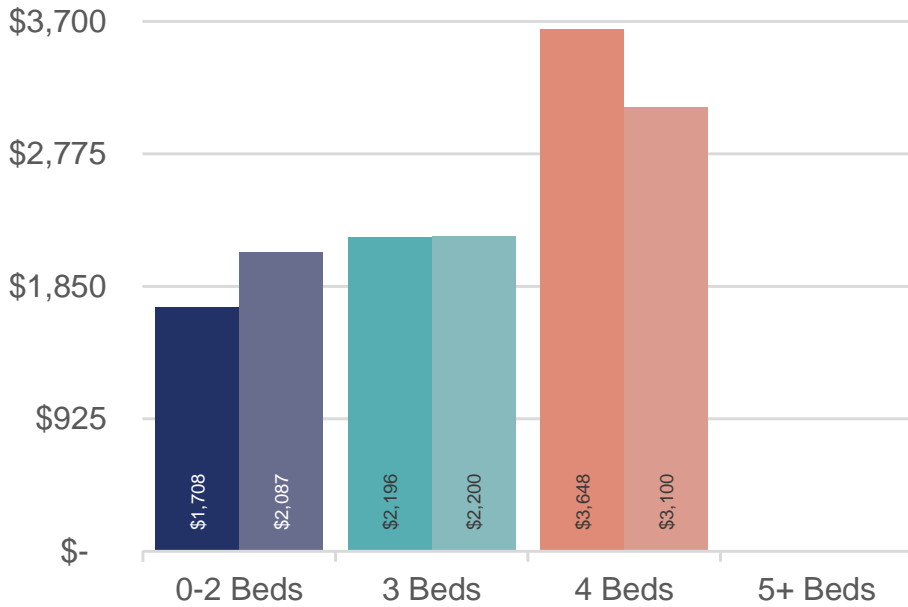
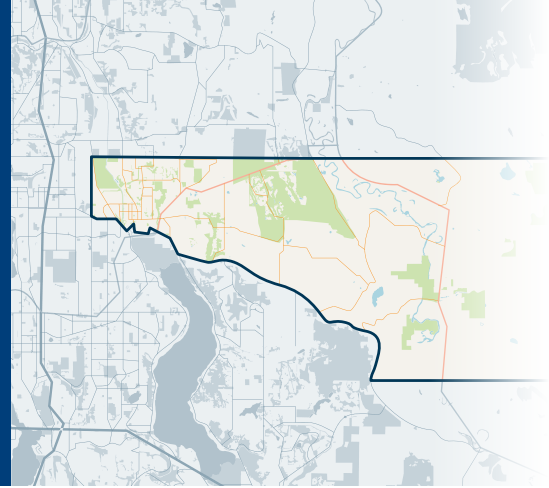
	0-2 Beds	3 Beds	4 Beds	5+ Beds
Jan 2018	55	51	29	101
Jan 2017	59	36	28	45



550 Redmond/Carnation

EASTSIDE


JANUARY 2018 | NWMLS Monthly Rental Data



Average Rental Price

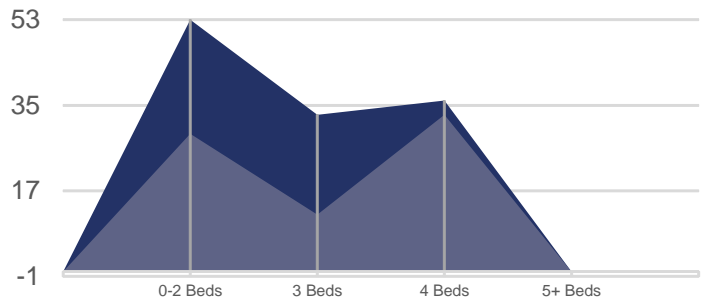
Bedrooms	Jan 2018	Jan 2017	Change
0-2	\$1,708	\$2,087	-18%
3	\$2,196	\$2,200	0%
4	\$3,648	\$3,100	18%
5+	\$-	\$-	n/a

Number of Units Rented



	0-2 Beds	3 Beds	4 Beds	5+ Beds
Jan 2018	2	6	2	0
Jan 2017	7	3	3	0

Average Number of Days on Market

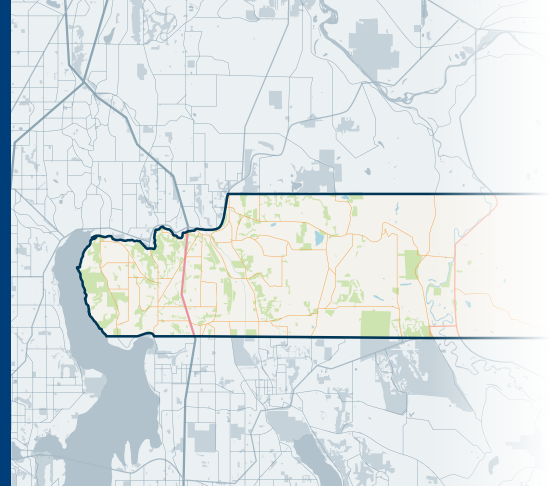


	0-2 Beds	3 Beds	4 Beds	5+ Beds
Jan 2018	53	33	36	0
Jan 2017	29	12	33	0

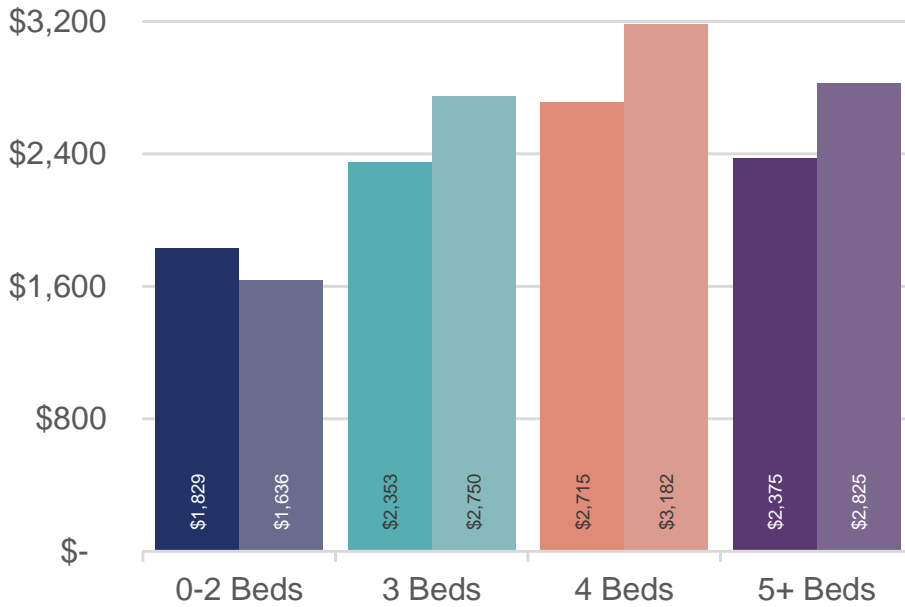


600 Juanita/Woodinville

EASTSIDE



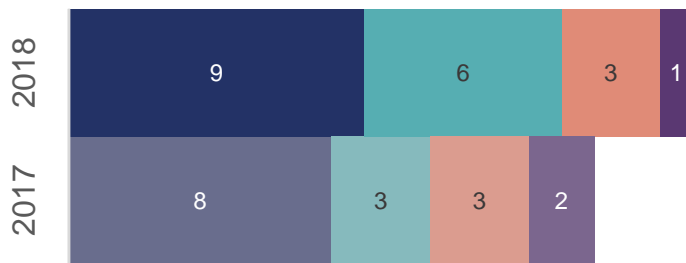
JANUARY 2018 | NWMLS Monthly Rental Data



Average Rental Price

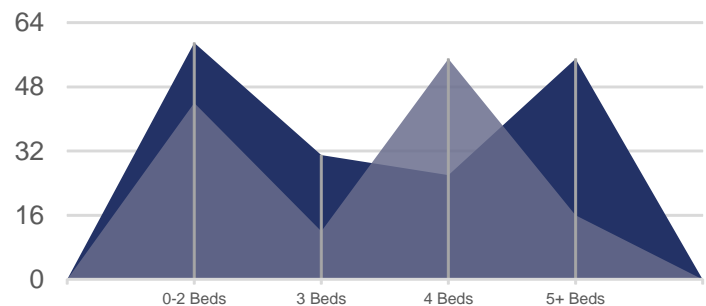
Bedrooms	Jan 2018	Jan 2017	Change
0-2	\$1,829	\$1,636	12%
3	\$2,353	\$2,750	-14%
4	\$2,715	\$3,182	-15%
5+	\$2,375	\$2,825	-16%

Number of Units Rented



	0-2 Beds	3 Beds	4 Beds	5+ Beds
Jan 2018	9	6	3	1
Jan 2017	8	3	3	2

Average Number of Days on Market



	0-2 Beds	3 Beds	4 Beds	5+ Beds
Jan 2018	59	31	26	55
Jan 2017	44	12	55	16