

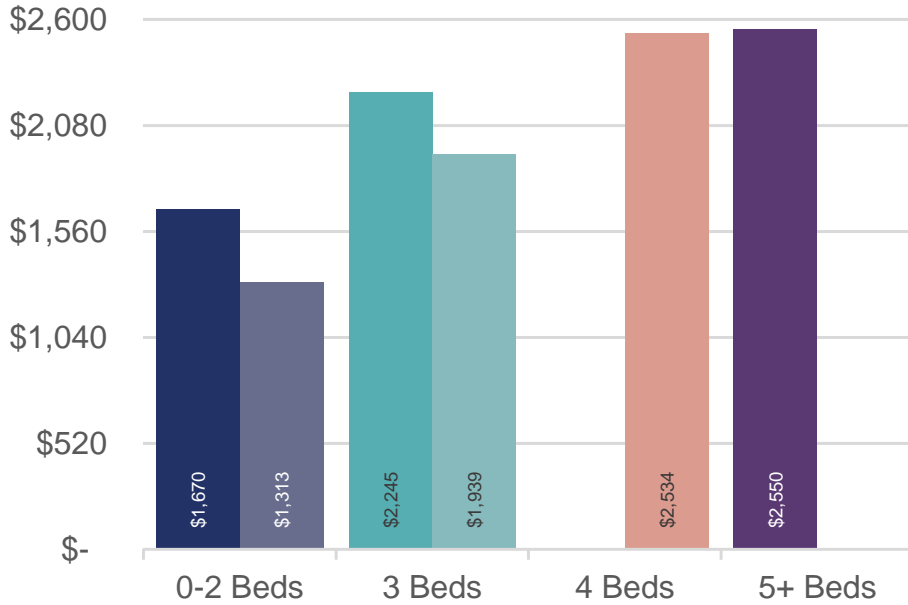
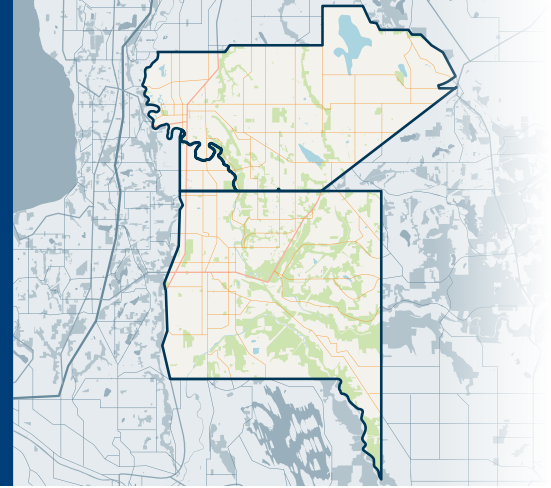


# 310&330

Auburn & Kent

# SOUTH OF SEATTLE

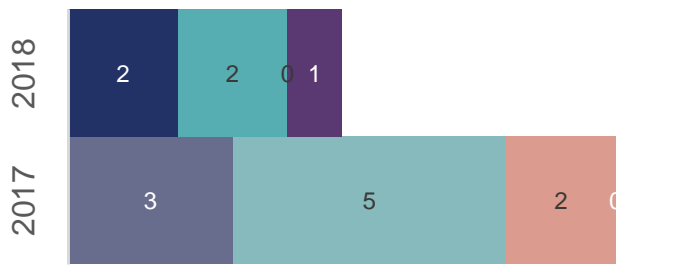
AUGUST 2018 | NWMLS Monthly Rental Data



Average Rental Price

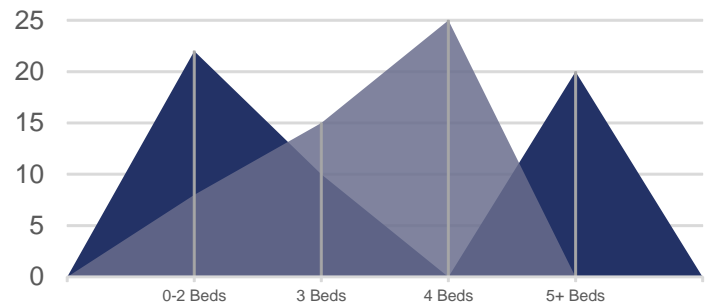
Bedrooms	Aug 2018	Aug 2017	Change
0-2	\$1,670	\$1,313	27%
3	\$2,245	\$1,939	16%
4	\$-	\$2,534	n/a
5+	\$2,550	\$-	n/a

Number of Units Rented



	0-2 Beds	3 Beds	4 Beds	5+ Beds
Aug 2018	2	2	0	1
Aug 2017	3	5	2	0

Average Number of Days on Market



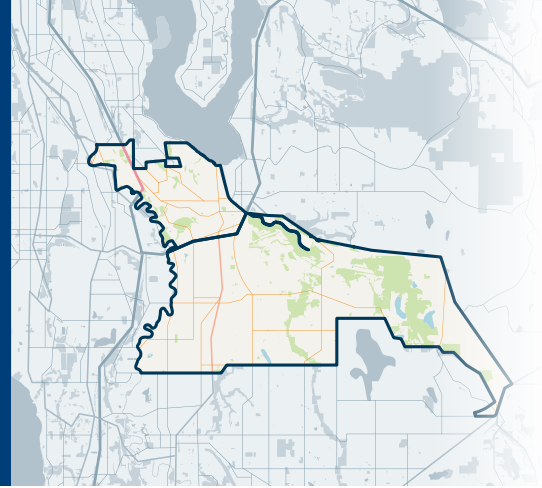
	0-2 Beds	3 Beds	4 Beds	5+ Beds
Aug 2018	22	10	0	20
Aug 2017	8	15	25	0



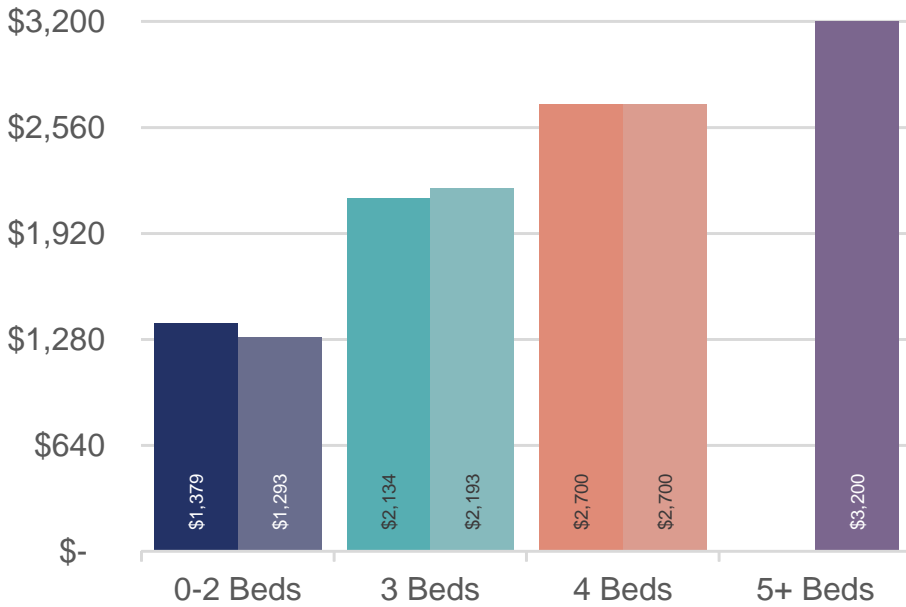
# 340&360

Renton/Skyway Area

# SOUTH OF SEATTLE



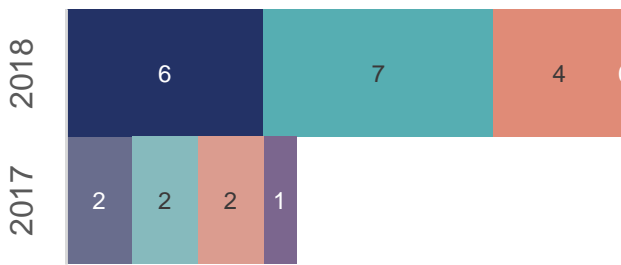
AUGUST 2018 | NWMLS Monthly Rental Data



Average Rental Price

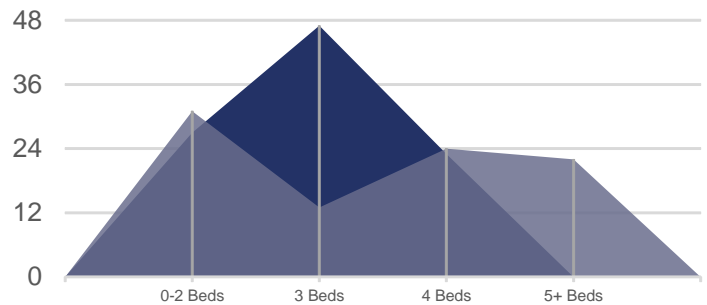
Bedrooms	Aug 2018	Aug 2017	Change
0-2	\$1,379	\$1,293	7%
3	\$2,134	\$2,193	-3%
4	\$2,700	\$2,700	0%
5+	\$-	\$3,200	n/a

Number of Units Rented



	0-2 Beds	3 Beds	4 Beds	5+ Beds
Aug 2018	6	7	4	0
Aug 2017	2	2	2	1

Average Number of Days on Market



	0-2 Beds	3 Beds	4 Beds	5+ Beds
Aug 2018	27	47	23	0
Aug 2017	31	13	24	22



[JMWGroup@Windermere.com](mailto:JMWGroup@Windermere.com)

Seattle | Kirkland | [windermere-pm.com](http://windermere-pm.com) | 206.621.2037