

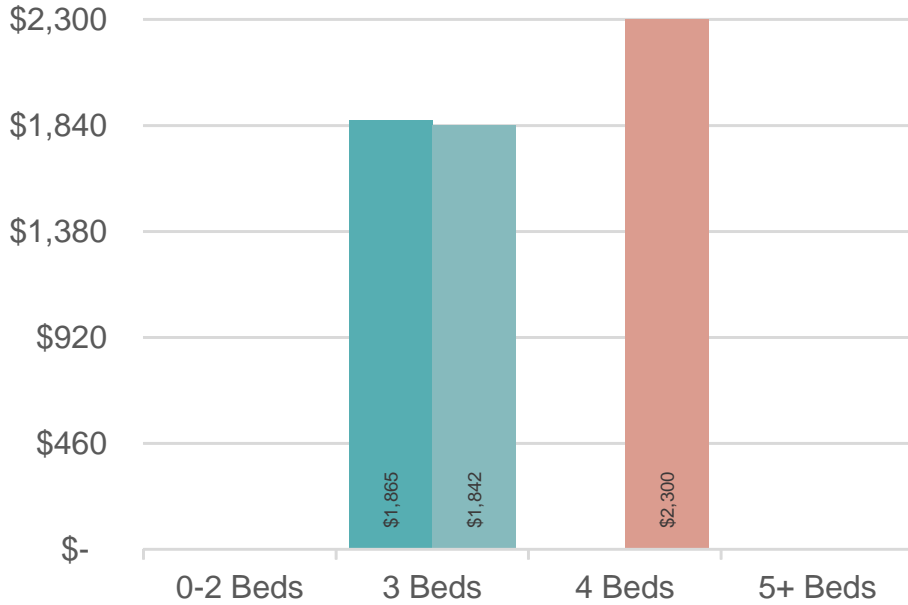
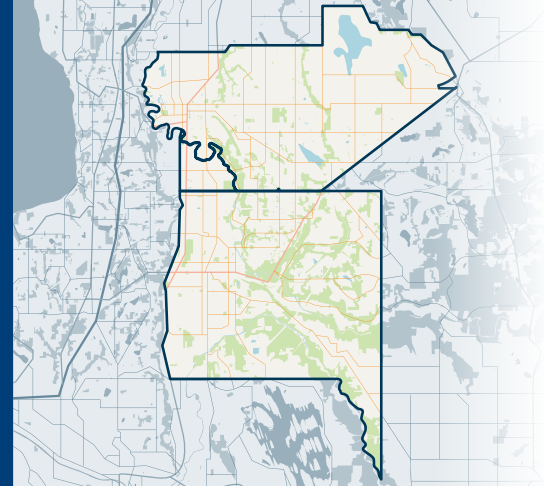


# 310&330

Auburn & Kent

# SOUTH OF SEATTLE


SEPTEMBER 2018 | NWMLS Monthly Rental Data



Average Rental Price

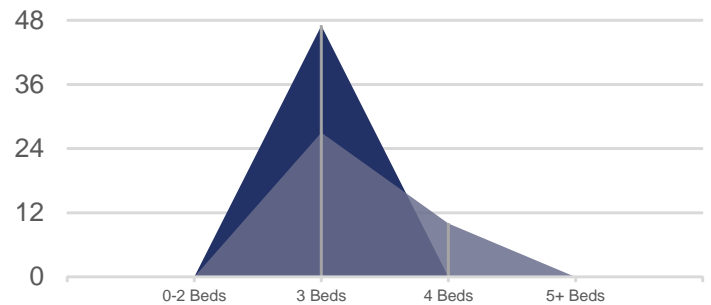
Bedrooms	Sep 2018	Sep 2017	Change
0-2	\$-	\$-	n/a
3	\$1,865	\$1,842	1%
4	\$-	\$2,300	n/a
5+	\$-	\$-	n/a

Number of Units Rented



	0-2 Beds	3 Beds	4 Beds	5+ Beds
Sep 2018	0	3	0	0
Sep 2017	0	3	1	0

Average Number of Days on Market



	0-2 Beds	3 Beds	4 Beds	5+ Beds
Sep 2018	0	47	0	0
Sep 2017	0	27	10	0

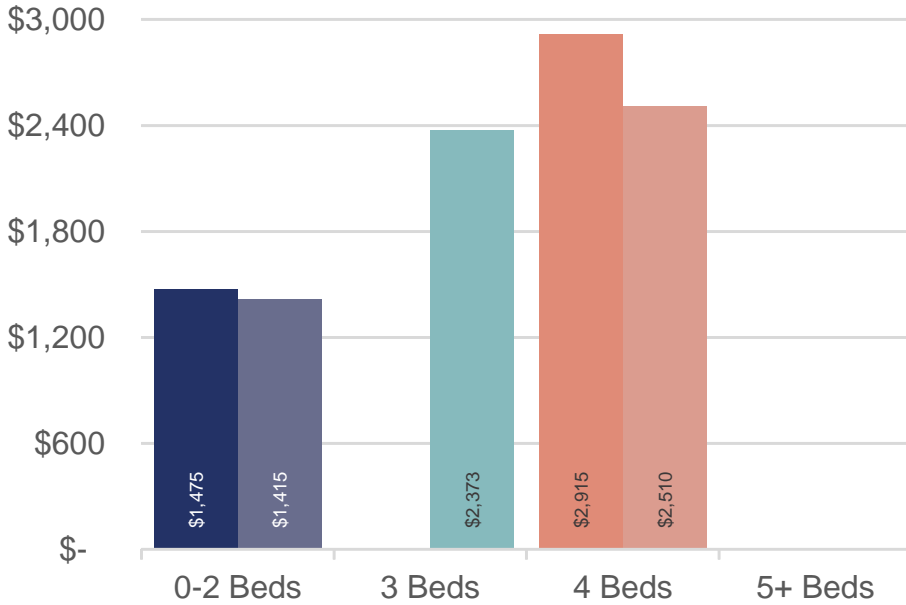
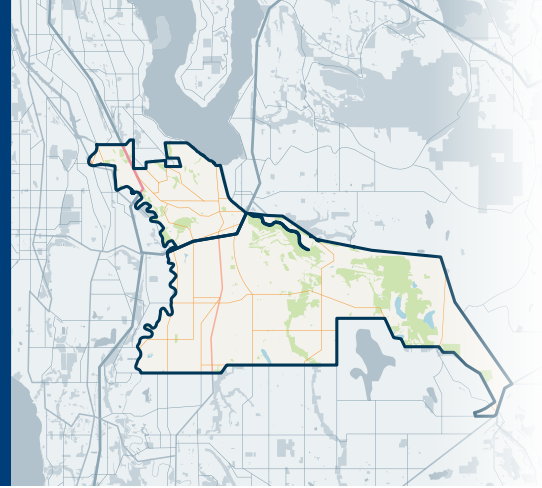


# 340&360

Renton/Skyway Area

# SOUTH OF SEATTLE

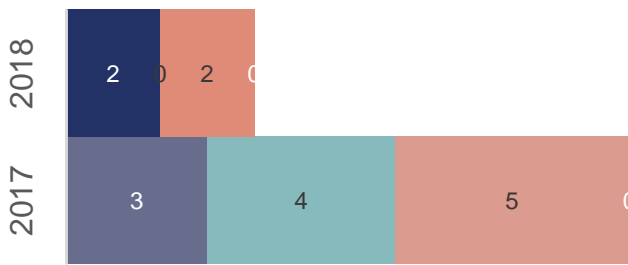
SEPTEMBER 2018 | NWMLS Monthly Rental Data



Average Rental Price

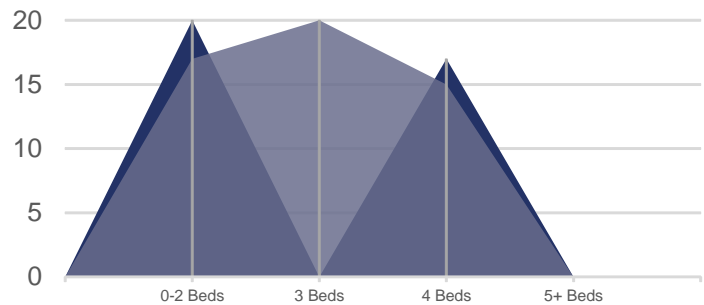
Bedrooms	Sep 2018	Sep 2017	Change
0-2	\$1,475	\$1,415	4%
3	\$-	\$2,373	n/a
4	\$2,915	\$2,510	16%
5+	\$-	\$-	n/a

Number of Units Rented



	0-2 Beds	3 Beds	4 Beds	5+ Beds
Sep 2018	2	0	2	0
Sep 2017	3	4	5	0

Average Number of Days on Market



	0-2 Beds	3 Beds	4 Beds	5+ Beds
Sep 2018	20	0	17	0
Sep 2017	17	20	15	0



[JMWGroup@Windermere.com](mailto:JMWGroup@Windermere.com)

Seattle | Kirkland | [windermere-pm.com](http://windermere-pm.com) | 206.621.2037