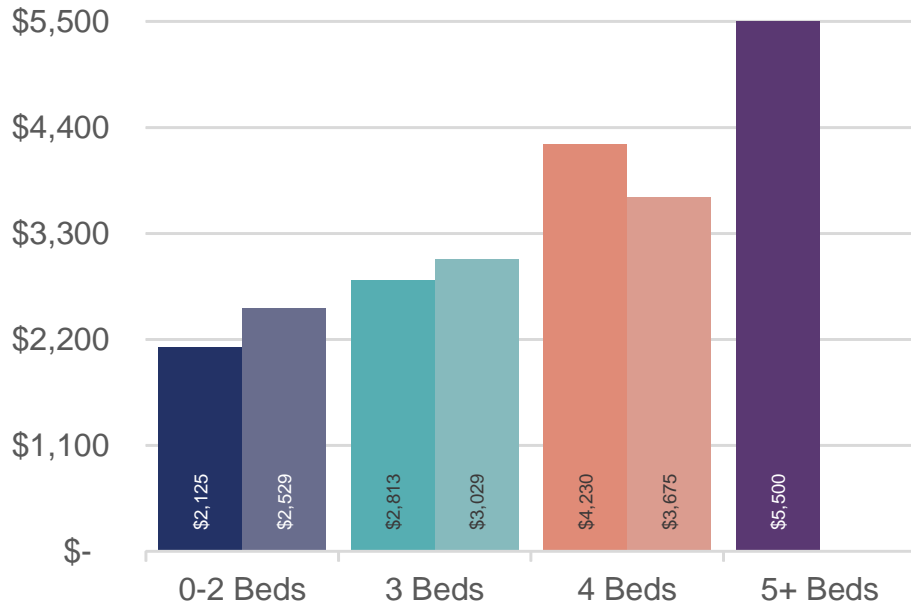
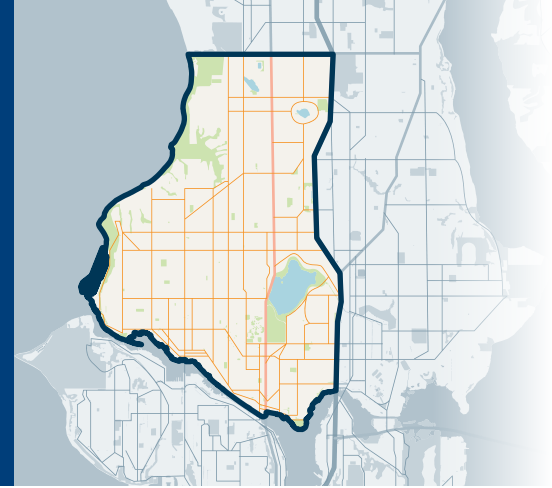




705
Ballard/Greenlake

SEATTLE METRO

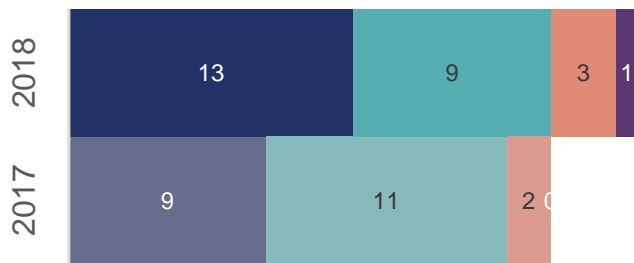
AUGUST 2018 | NWMLS Monthly Rental Data



Average Rental Price

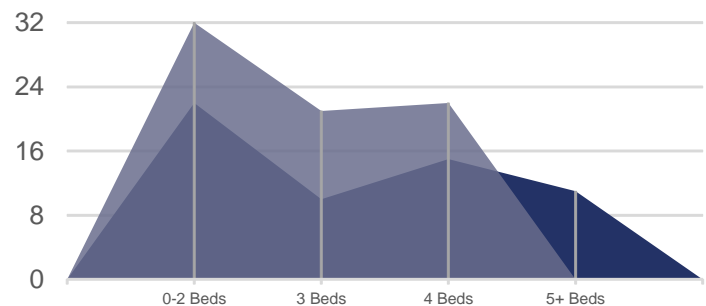
Bedrooms	Aug 2018	Aug 2017	Change
0-2	\$2,125	\$2,529	-16%
3	\$2,813	\$3,029	-7%
4	\$4,230	\$3,675	15%
5+	\$5,500	\$-	n/a

Number of Units Rented



	0-2 Beds	3 Beds	4 Beds	5+ Beds
Aug 2018	13	9	3	1
Aug 2017	9	11	2	0

Average Number of Days on Market

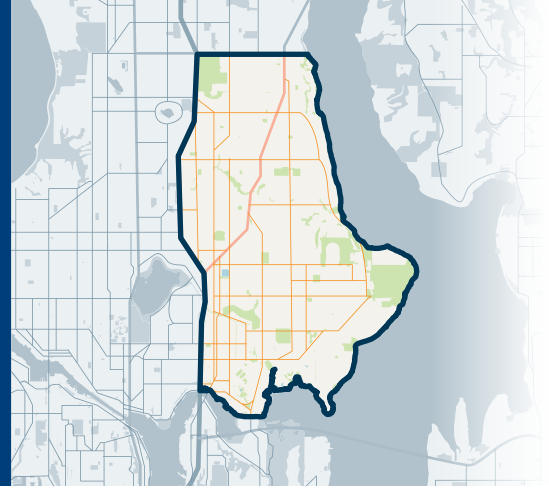


	0-2 Beds	3 Beds	4 Beds	5+ Beds
Aug 2018	22	10	15	11
Aug 2017	32	21	22	0



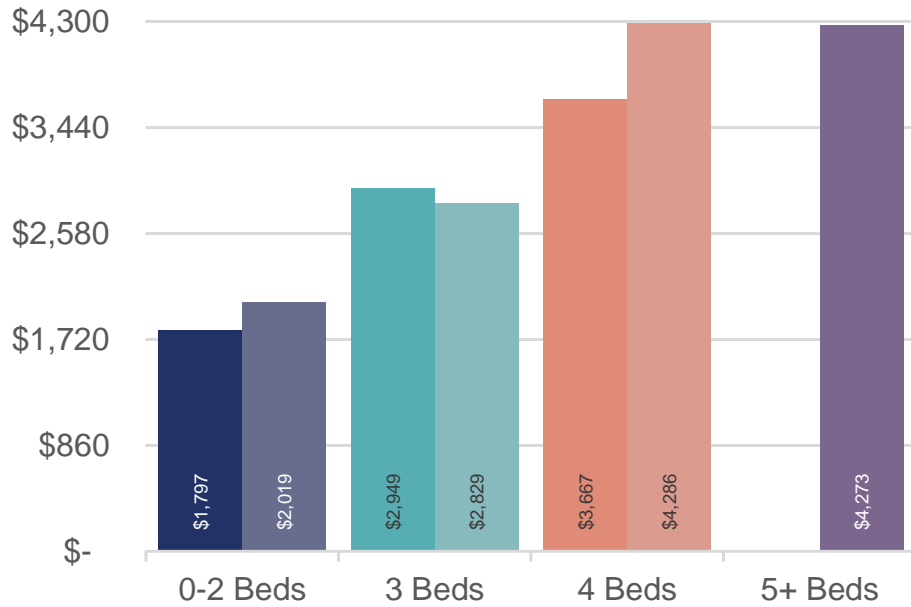
JMWGroup@Windermere.com

Seattle | Kirkland | windermere-pm.com | 206.621.2037



SEATTLE METRO


AUGUST 2018 | NWMLS Monthly Rental Data



Average Rental Price

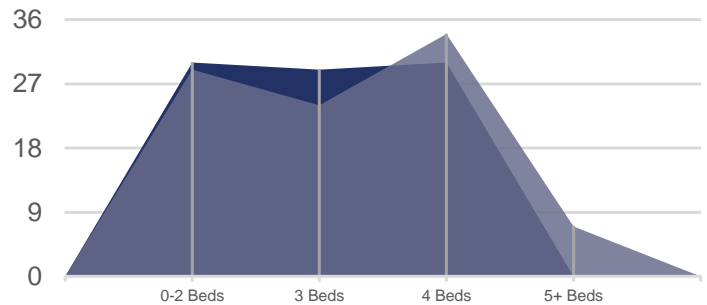
Bedrooms	Aug 2018	Aug 2017	Change
0-2	\$1,797	\$2,019	-11%
3	\$2,949	\$2,829	4%
4	\$3,667	\$4,286	-14%
5+	\$-	\$4,273	n/a

Number of Units Rented



	0-2 Beds	3 Beds	4 Beds	5+ Beds
Aug 2018	13	9	3	0
Aug 2017	7	8	4	2

Average Number of Days on Market



	0-2 Beds	3 Beds	4 Beds	5+ Beds
Aug 2018	30	29	30	0
Aug 2017	29	24	34	7