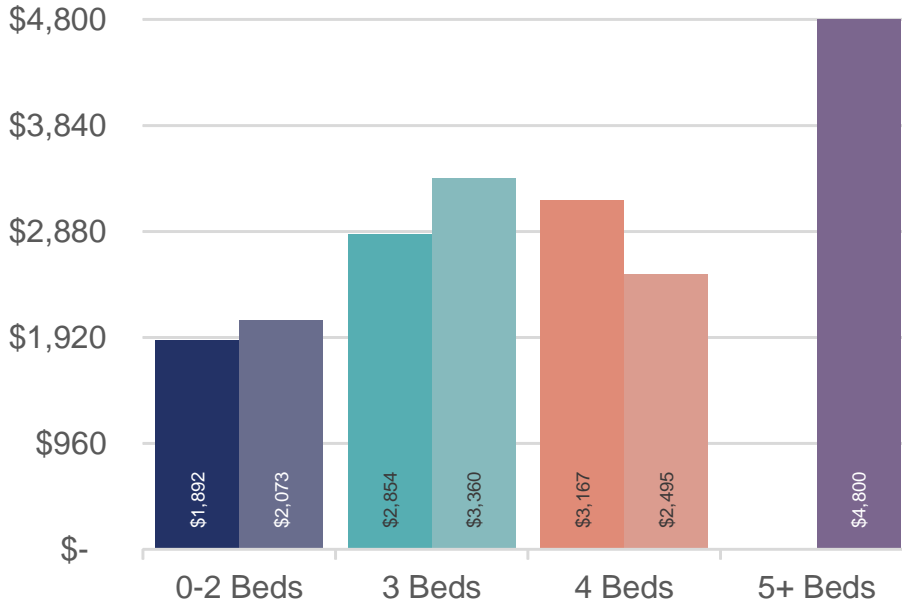
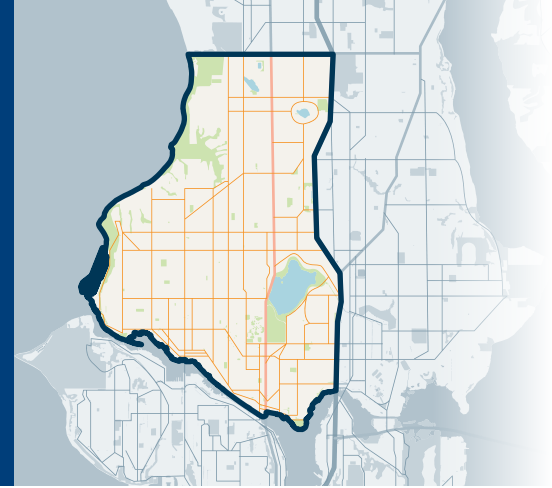




705 Ballard/Greenlake

SEATTLE METRO

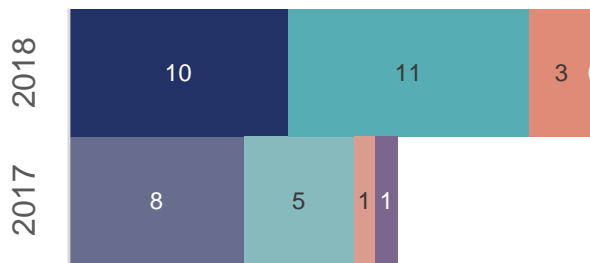
SEPTEMBER 2018 | NWMLS Monthly Rental Data



Average Rental Price

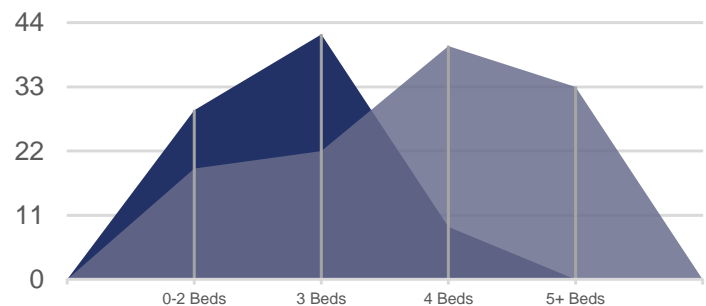
Bedrooms	Sep 2018	Sep 2017	Change
0-2	\$1,892	\$2,073	-9%
3	\$2,854	\$3,360	-15%
4	\$3,167	\$2,495	27%
5+	\$-	\$4,800	n/a

Number of Units Rented



	0-2 Beds	3 Beds	4 Beds	5+ Beds
Sep 2018	10	11	3	0
Sep 2017	8	5	1	1

Average Number of Days on Market



	0-2 Beds	3 Beds	4 Beds	5+ Beds
Sep 2018	29	42	9	0
Sep 2017	19	22	40	33

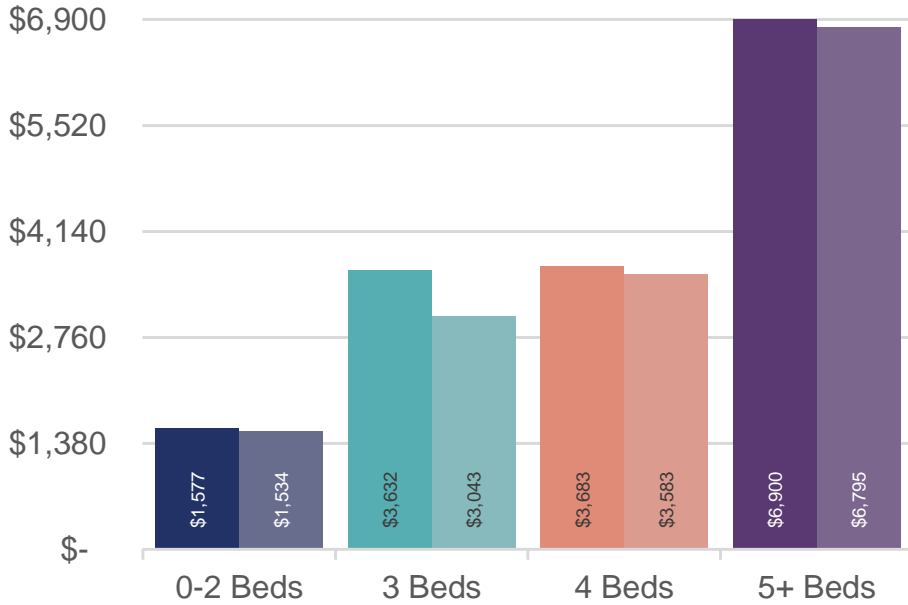
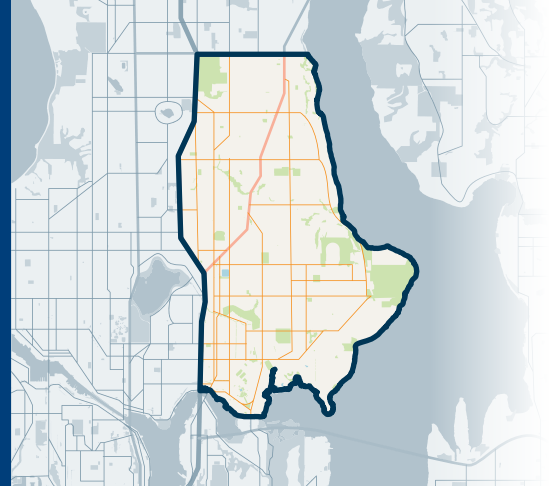


JMWGroup@Windermere.com

Seattle | Kirkland | windermere-pm.com | 206.621.2037

SEATTLE METRO

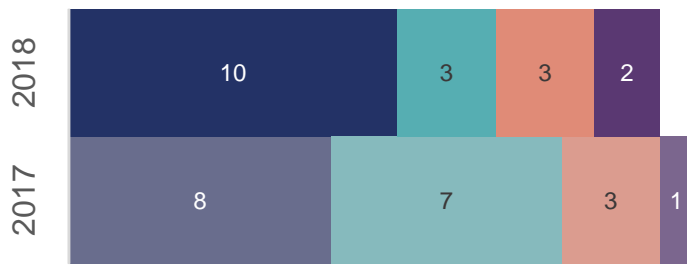
SEPTEMBER 2018 | NWMLS Monthly Rental Data



Average Rental Price

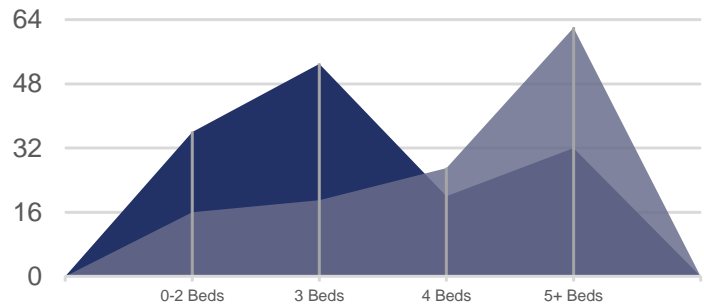
Bedrooms	Sep 2018	Sep 2017	Change
0-2	\$1,577	\$1,534	3%
3	\$3,632	\$3,043	19%
4	\$3,683	\$3,583	3%
5+	\$6,900	\$6,795	2%

Number of Units Rented



	0-2 Beds	3 Beds	4 Beds	5+ Beds
Sep 2018	10	3	3	2
Sep 2017	8	7	3	1

Average Number of Days on Market



	0-2 Beds	3 Beds	4 Beds	5+ Beds
Sep 2018	36	53	20	32
Sep 2017	16	19	27	62