

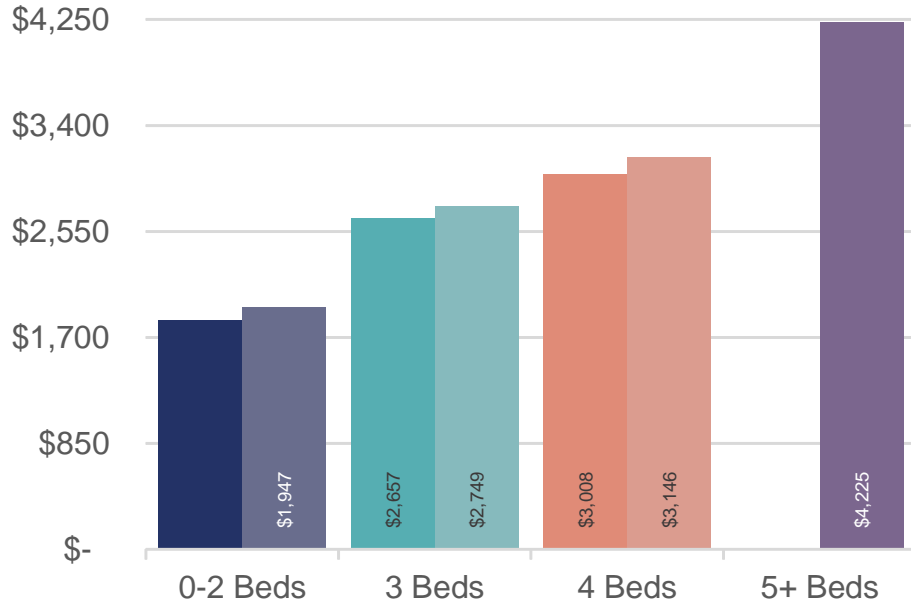
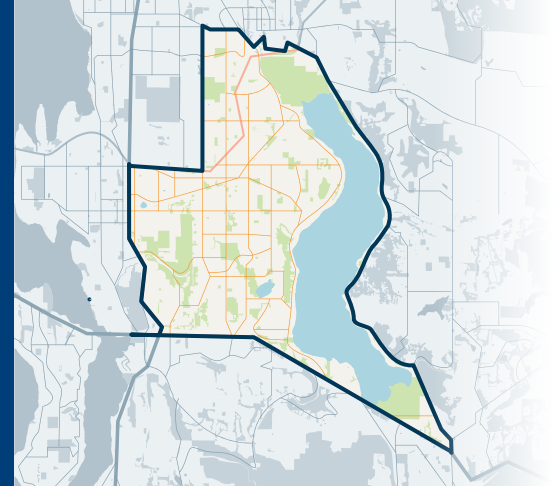


# 530

Bellevue/East of 405

# EASTSIDE

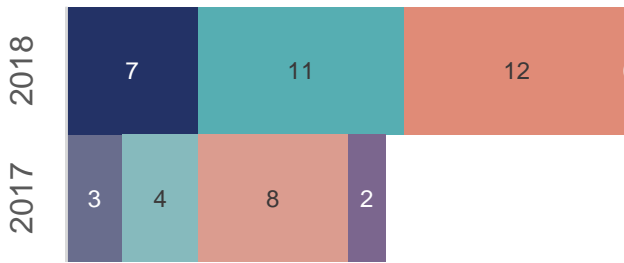
AUGUST 2018 | NWMLS Monthly Rental Data



Average Rental Price

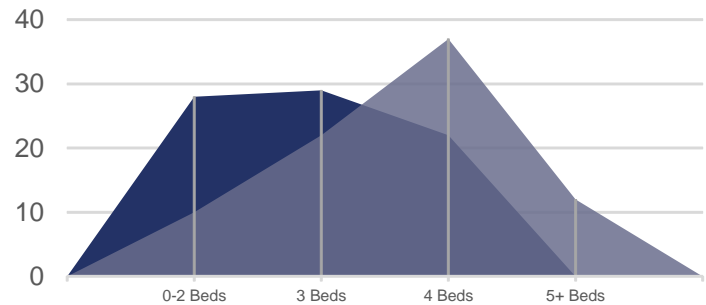
Bedrooms	Aug 2018	Aug 2017	Change
0-2	\$1,838	\$1,947	-6%
3	\$2,657	\$2,749	-3%
4	\$3,008	\$3,146	-4%
5+	\$-	\$4,225	n/a

Number of Units Rented



	0-2 Beds	3 Beds	4 Beds	5+ Beds
Aug 2018	7	11	12	0
Aug 2017	3	4	8	2

Average Number of Days on Market



	0-2 Beds	3 Beds	4 Beds	5+ Beds
Aug 2018	28	29	22	0
Aug 2017	10	22	37	12



[JMWGroup@Windermere.com](mailto:JMWGroup@Windermere.com)

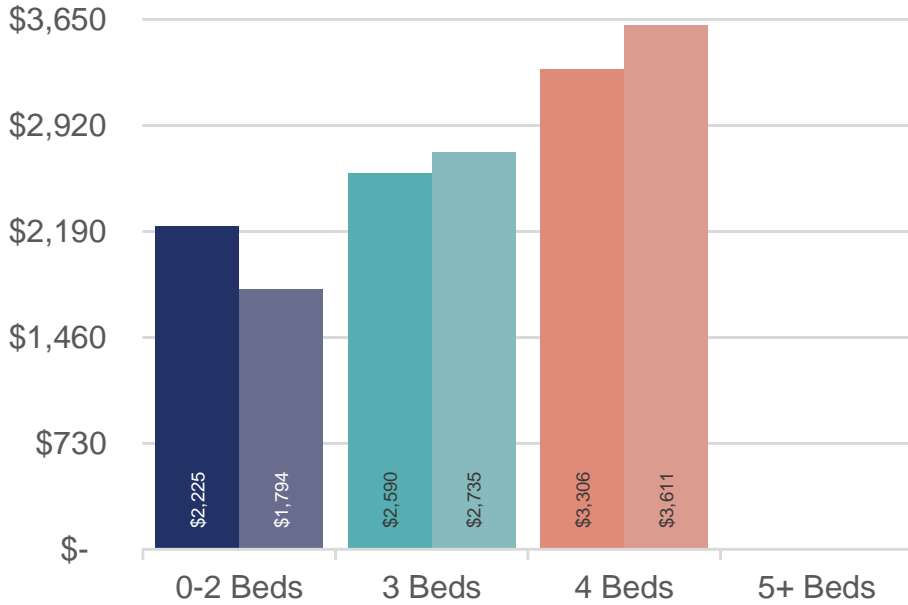
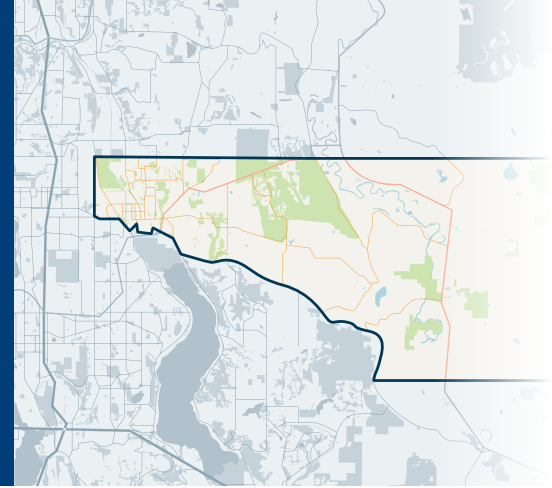
Seattle | Kirkland | [windermere-pm.com](http://windermere-pm.com) | 206.621.2037



550  
Redmond/Carnation

# EASTSIDE

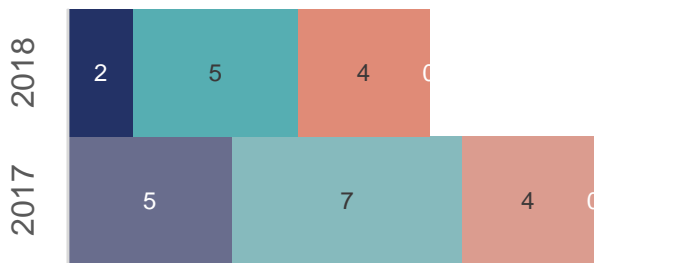
AUGUST 2018 | NWMLS Monthly Rental Data



Average Rental Price

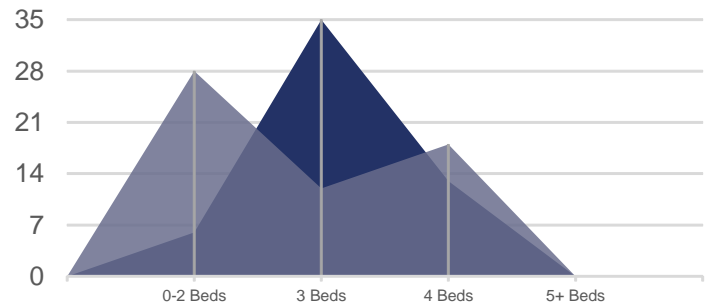
Bedrooms	Aug 2018	Aug 2017	Change
0-2	\$2,225	\$1,794	24%
3	\$2,590	\$2,735	-5%
4	\$3,306	\$3,611	-8%
5+	\$-	\$-	n/a

Number of Units Rented



	0-2 Beds	3 Beds	4 Beds	5+ Beds
Aug 2018	2	5	4	0
Aug 2017	5	7	4	0

Average Number of Days on Market



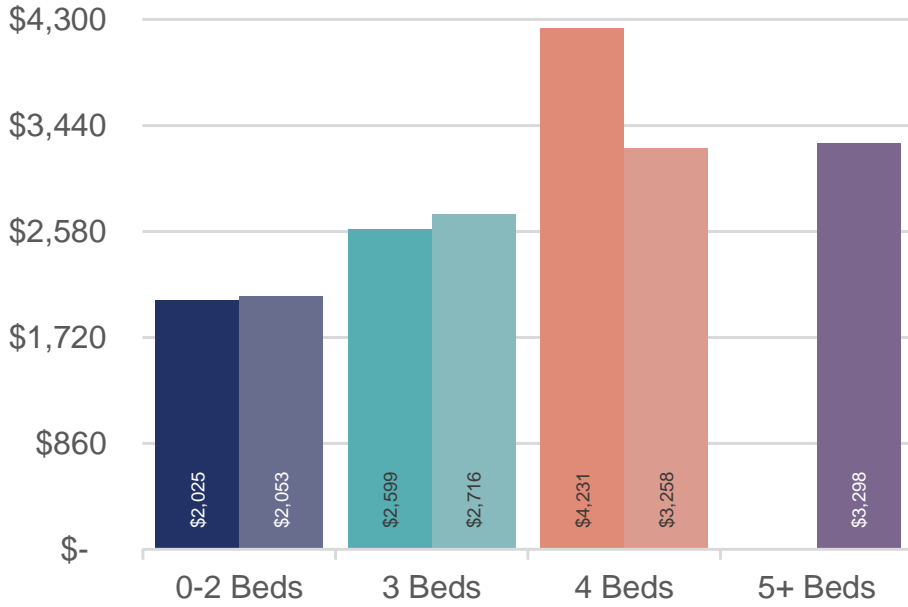
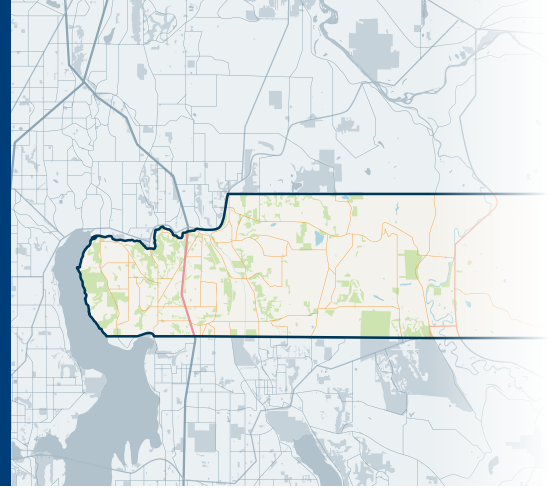
	0-2 Beds	3 Beds	4 Beds	5+ Beds
Aug 2018	6	35	13	0
Aug 2017	28	12	18	0



600  
Juanita/Woodinville

# EASTSIDE

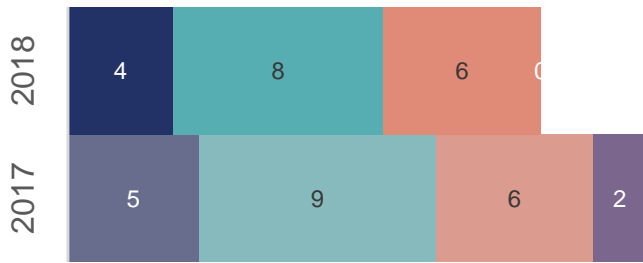
AUGUST 2018 | NWMLS Monthly Rental Data



Average Rental Price

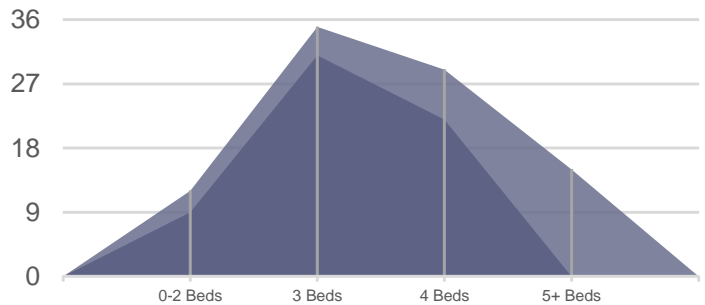
Bedrooms	Aug 2018	Aug 2017	Change
0-2	\$2,025	\$2,053	-1%
3	\$2,599	\$2,716	-4%
4	\$4,231	\$3,258	30%
5+	\$-	\$3,298	n/a

Number of Units Rented



	0-2 Beds	3 Beds	4 Beds	5+ Beds
Aug 2018	4	8	6	0
Aug 2017	5	9	6	2

Average Number of Days on Market



	0-2 Beds	3 Beds	4 Beds	5+ Beds
Aug 2018	9	31	22	0
Aug 2017	12	35	29	15