

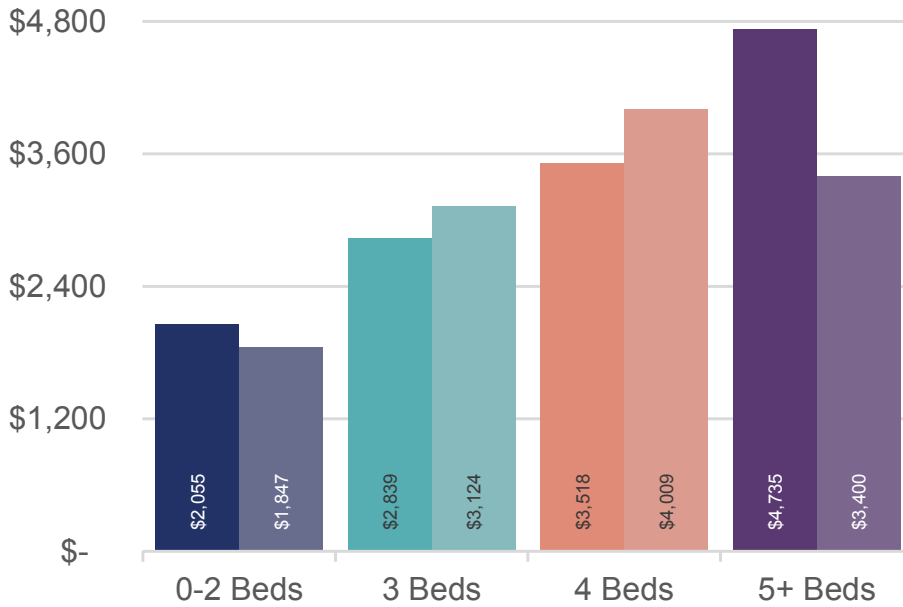
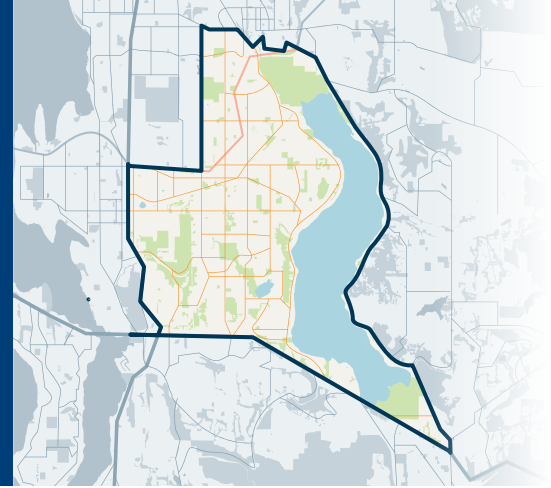


# 530

Bellevue/East of 405

# EASTSIDE


JULY 2018 | NWMLS Monthly Rental Data



Average Rental Price

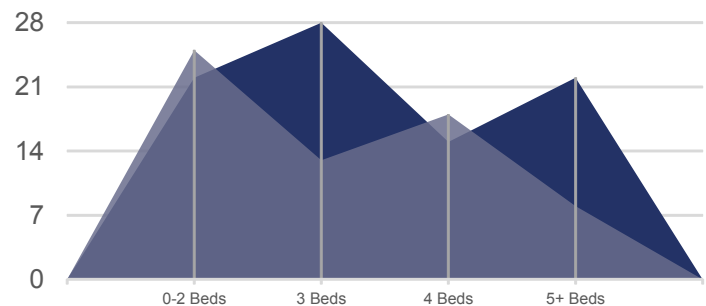
Bedrooms	Jul 2018	Jul 2017	Change
0-2	\$2,055	\$1,847	11%
3	\$2,839	\$3,124	-9%
4	\$3,518	\$4,009	-12%
5+	\$4,735	\$3,400	39%

Number of Units Rented



	0-2 Beds	3 Beds	4 Beds	5+ Beds
Jul 2018	5	5	5	5
Jul 2017	7	7	5	1

Average Number of Days on Market



	0-2 Beds	3 Beds	4 Beds	5+ Beds
Jul 2018	22	28	15	22
Jul 2017	25	13	18	8



[JMWGroup@Windermere.com](mailto:JMWGroup@Windermere.com)

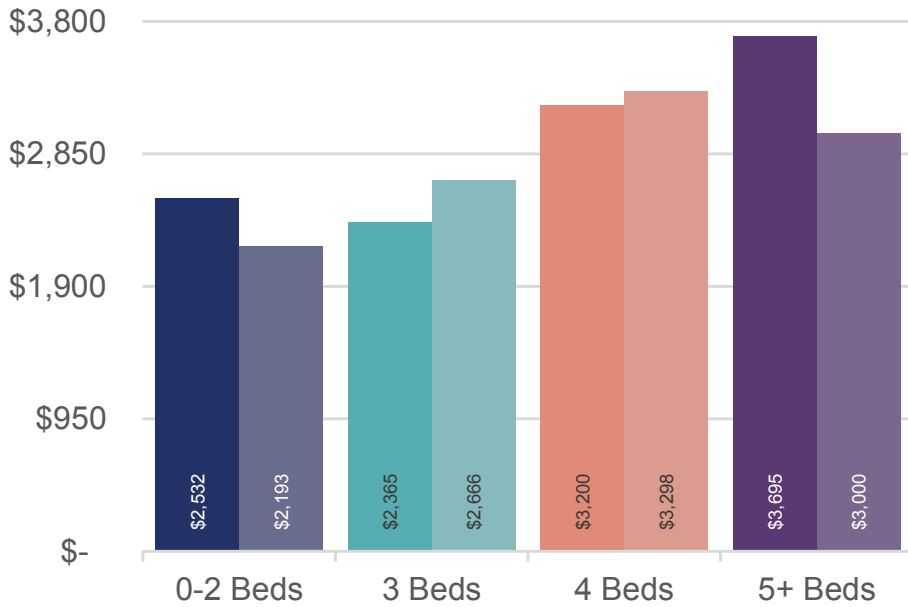
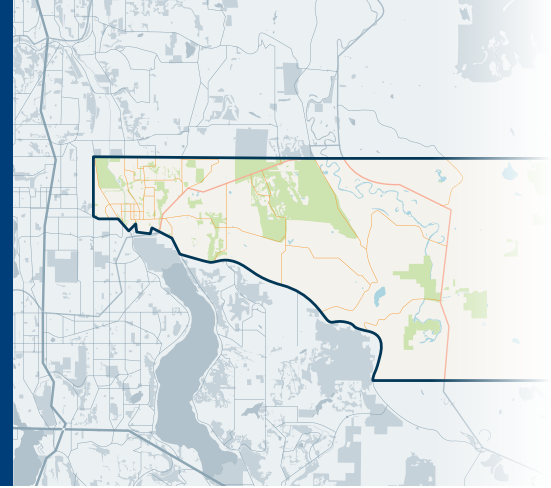
Seattle | Kirkland | [windermere-pm.com](http://windermere-pm.com) | 206.621.2037



# 550 Redmond/Carnation

# EASTSIDE


JULY 2018 | NWMLS Monthly Rental Data



Average Rental Price

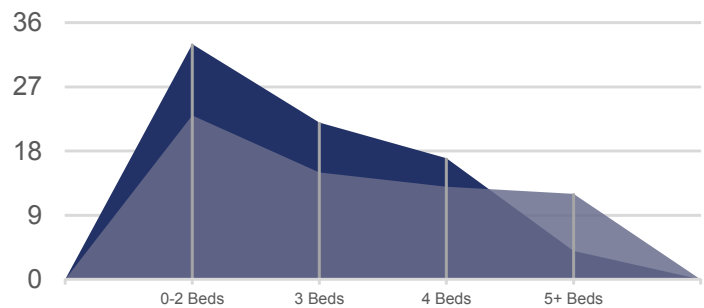
Bedrooms	Jul 2018	Jul 2017	Change
0-2	\$2,532	\$2,193	15%
3	\$2,365	\$2,666	-11%
4	\$3,200	\$3,298	-3%
5+	\$3,695	\$3,000	23%

Number of Units Rented



	0-2 Beds	3 Beds	4 Beds	5+ Beds
Jul 2018	3	3	3	1
Jul 2017	4	6	2	1

Average Number of Days on Market



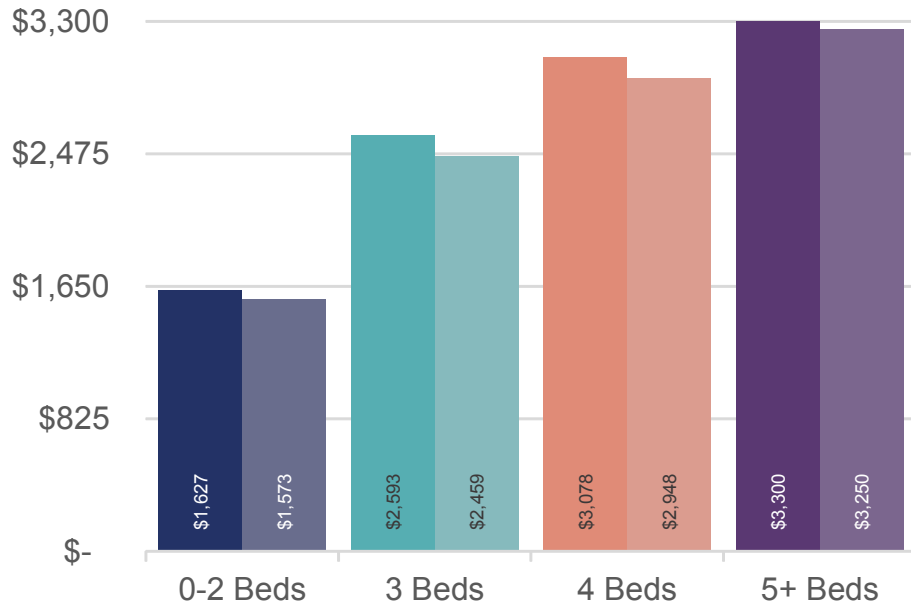
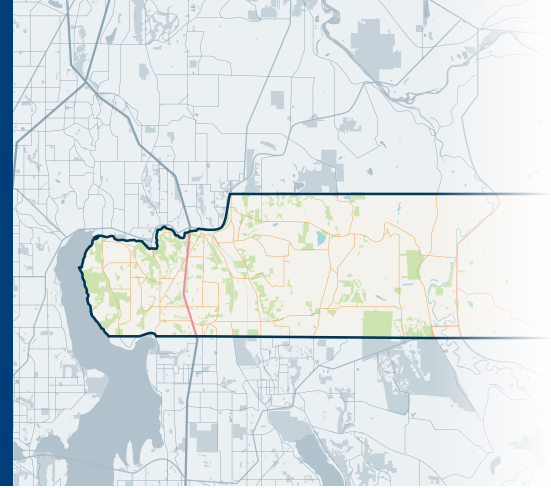
	0-2 Beds	3 Beds	4 Beds	5+ Beds
Jul 2018	33	22	17	4
Jul 2017	23	15	13	12



# 600 Juanita/Woodinville

# EASTSIDE

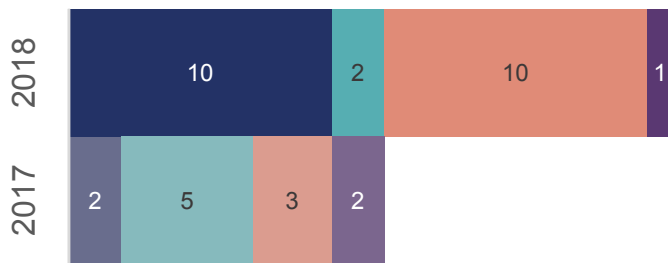
JULY 2018 | NWMLS Monthly Rental Data



Average Rental Price

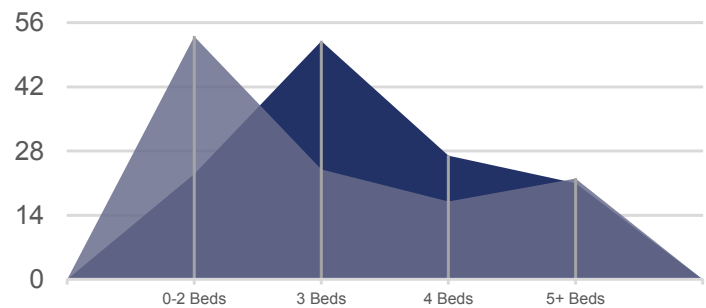
Bedrooms	Jul 2018	Jul 2017	Change
0-2	\$1,627	\$1,573	3%
3	\$2,593	\$2,459	5%
4	\$3,078	\$2,948	4%
5+	\$3,300	\$3,250	2%

Number of Units Rented



	0-2 Beds	3 Beds	4 Beds	5+ Beds
Jul 2018	10	2	10	1
Jul 2017	2	5	3	2

Average Number of Days on Market



	0-2 Beds	3 Beds	4 Beds	5+ Beds
Jul 2018	23	52	27	21
Jul 2017	53	24	17	22