

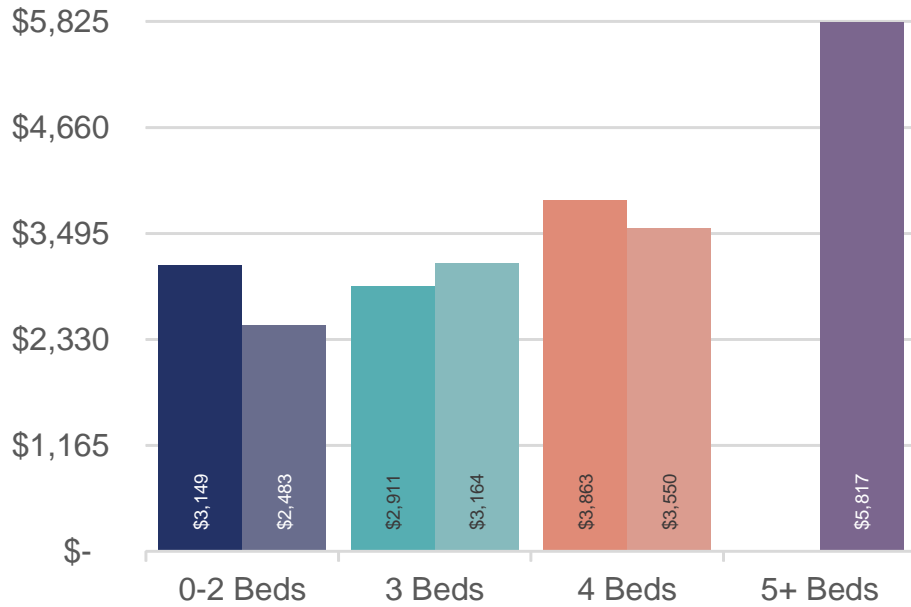
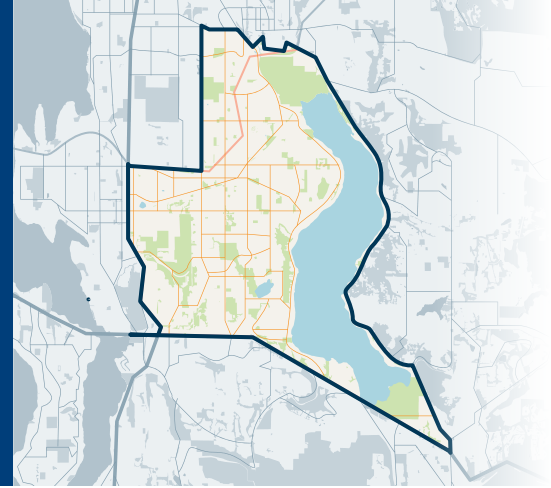


530

Bellevue/East of 405

EASTSIDE

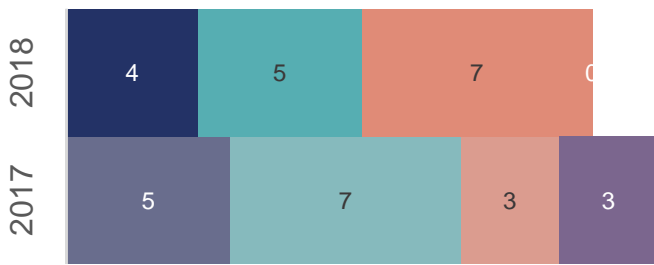
JUNE 2018 | NWMLS Monthly Rental Data



Average Rental Price

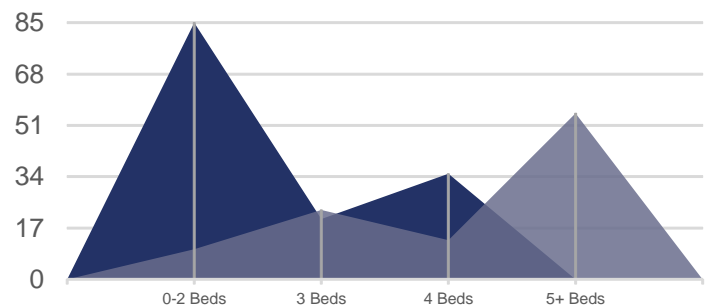
Bedrooms	Jun 2018	Jun 2017	Change
0-2	\$3,149	\$2,483	27%
3	\$2,911	\$3,164	-8%
4	\$3,863	\$3,550	9%
5+	\$-	\$5,817	n/a

Number of Units Rented



	0-2 Beds	3 Beds	4 Beds	5+ Beds
Jun 2018	4	5	7	0
Jun 2017	5	7	3	3

Average Number of Days on Market



	0-2 Beds	3 Beds	4 Beds	5+ Beds
Jun 2018	85	20	35	0
Jun 2017	10	23	13	55



JMWGroup@Windermere.com

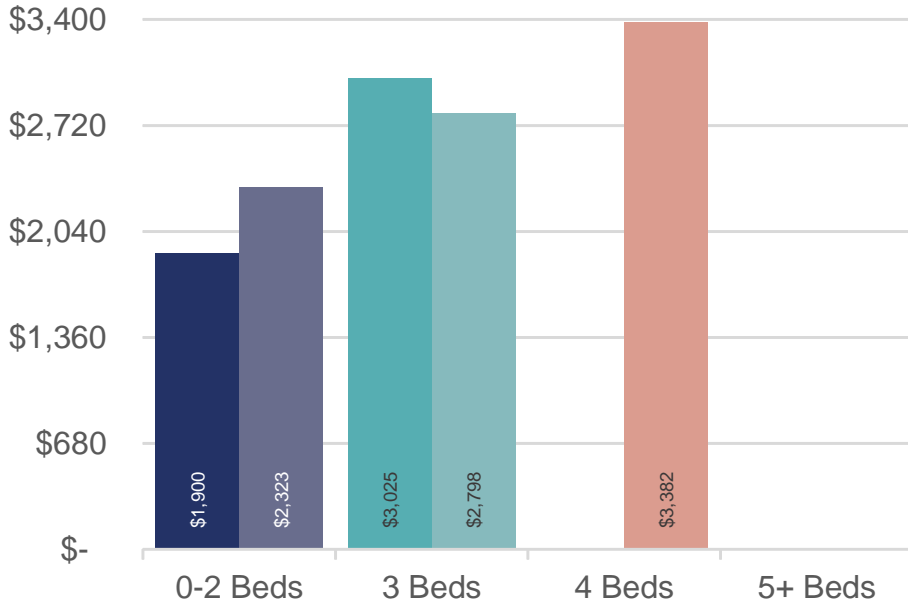
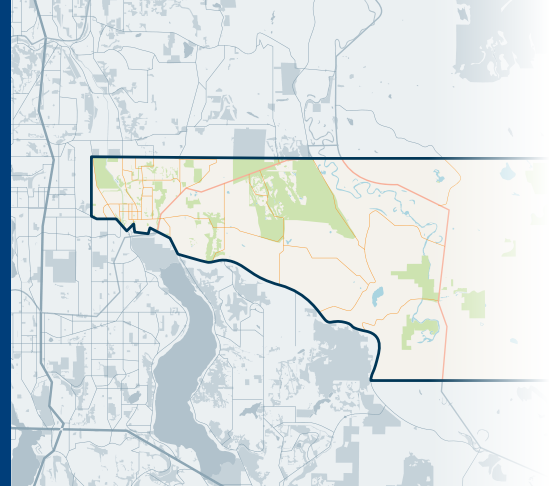
Seattle | Kirkland | windermere-pm.com | 206.621.2037



550
Redmond/Carnation

EASTSIDE


JUNE 2018 | NWMLS Monthly Rental Data



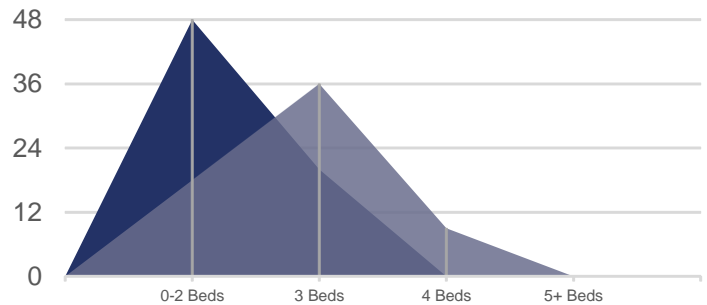
Average Rental Price

Bedrooms	Jun 2018	Jun 2017	Change
0-2	\$1,900	\$2,323	-18%
3	\$3,025	\$2,798	8%
4	\$-	\$3,382	n/a
5+	\$-	\$-	n/a

Number of Units Rented



Average Number of Days on Market



	0-2 Beds	3 Beds	4 Beds	5+ Beds
Jun 2018	4	3	0	0
Jun 2017	2	3	3	0

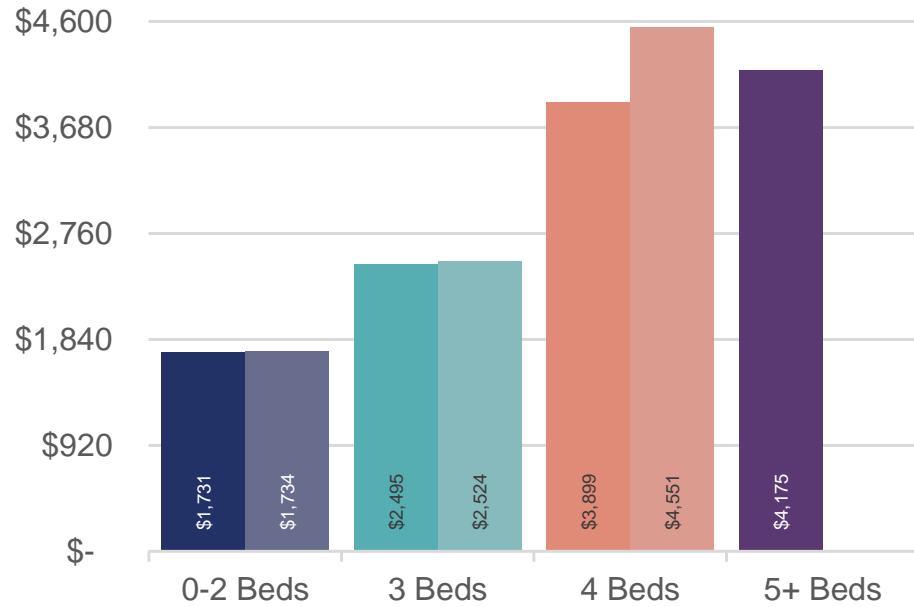
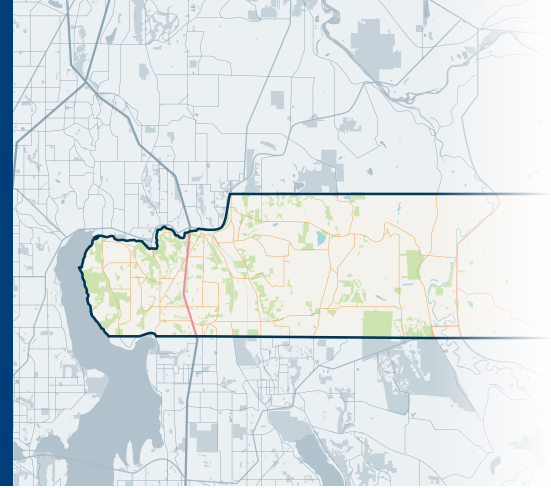
	0-2 Beds	3 Beds	4 Beds	5+ Beds
Jun 2018	48	20	0	0
Jun 2017	18	36	9	0



600 Juanita/Woodinville

EASTSIDE


JUNE 2018 | NWMLS Monthly Rental Data



Average Rental Price

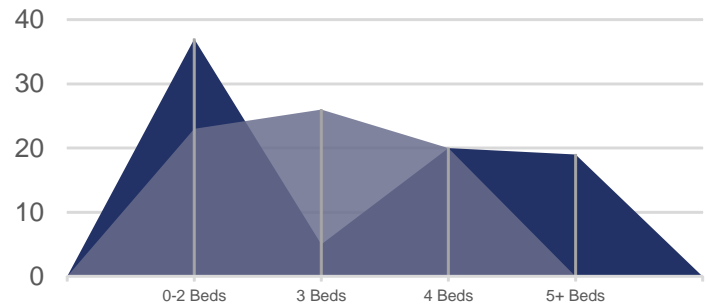
Bedrooms	Jun 2018	Jun 2017	Change
0-2	\$1,731	\$1,734	0%
3	\$2,495	\$2,524	-1%
4	\$3,899	\$4,551	-14%
5+	\$4,175	\$-	n/a

Number of Units Rented



	0-2 Beds	3 Beds	4 Beds	5+ Beds
Jun 2018	7	1	5	2
Jun 2017	8	6	7	0

Average Number of Days on Market



	0-2 Beds	3 Beds	4 Beds	5+ Beds
Jun 2018	37	5	20	19
Jun 2017	23	26	20	0