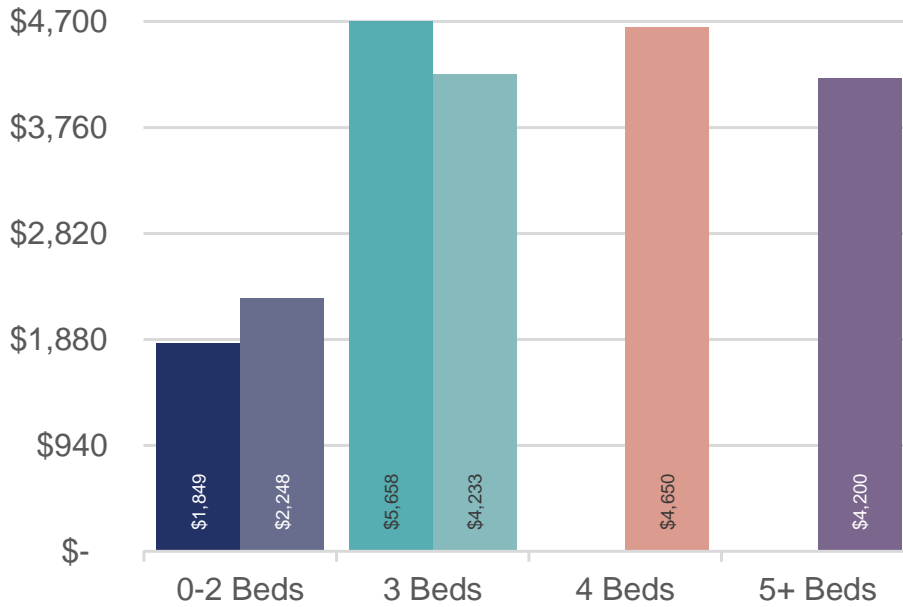
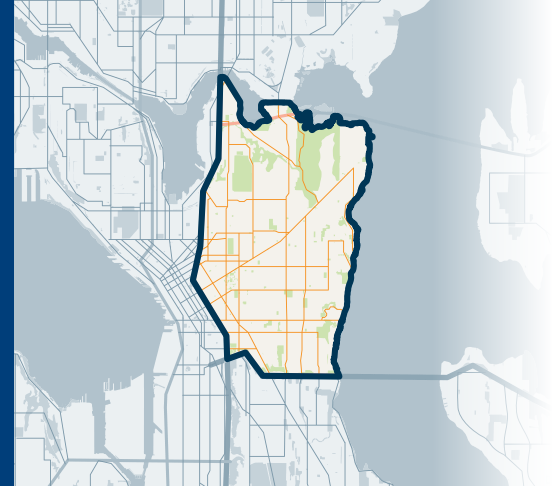


# SEATTLE METRO


SEPTEMBER 2018 | NWMLS Monthly Rental Data



Average Rental Price

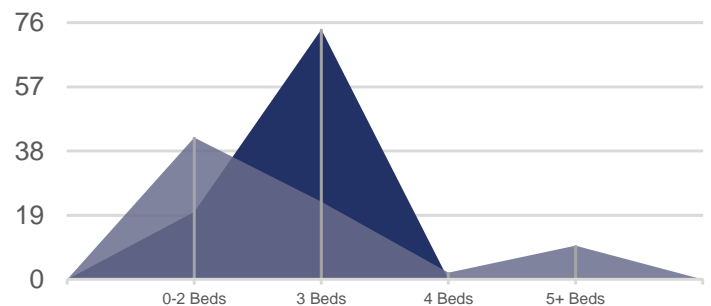
Bedrooms	Sep 2018	Sep 2017	Change
0-2	\$1,849	\$2,248	-18%
3	\$5,658	\$4,233	34%
4	\$-	\$4,650	n/a
5+	\$-	\$4,200	n/a

Number of Units Rented



	0-2 Beds	3 Beds	4 Beds	5+ Beds
Sep 2018	16	5	0	0
Sep 2017	9	3	1	1

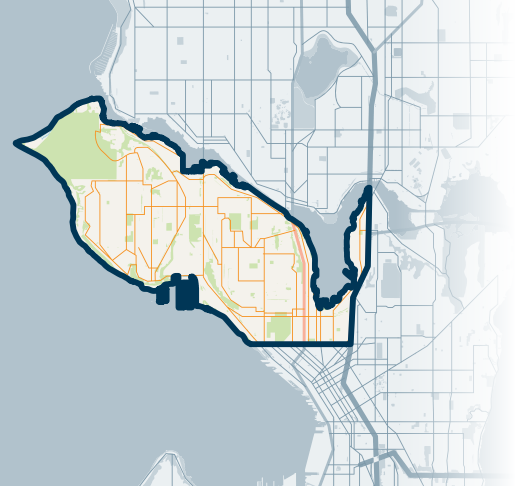
Average Number of Days on Market



	0-2 Beds	3 Beds	4 Beds	5+ Beds
Sep 2018	20	74	0	0
Sep 2017	42	23	2	10

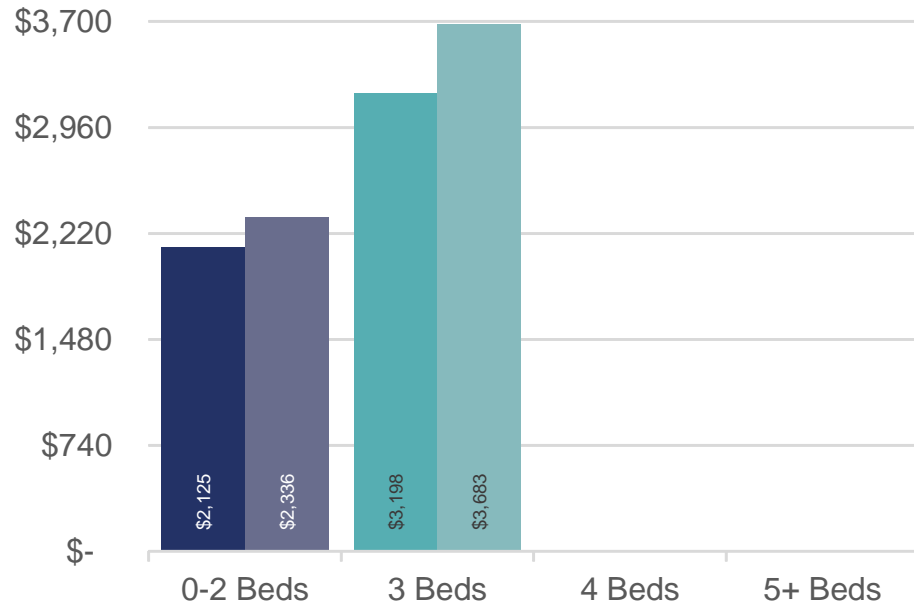


# 700 Queen Anne/Magnolia



# SEATTLE METRO


SEPTEMBER 2018 | NWMLS Monthly Rental Data



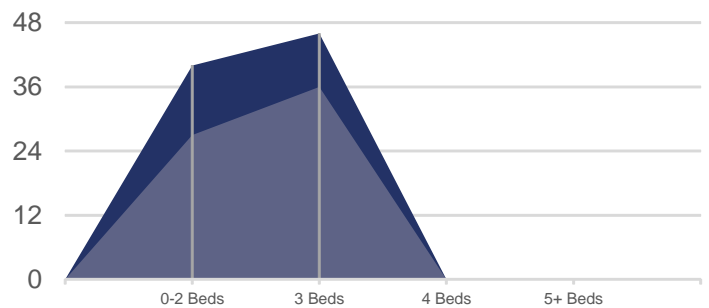
Average Rental Price

Bedrooms	Sep 2018	Sep 2017	Change
0-2	\$2,125	\$2,336	-9%
3	\$3,198	\$3,683	-13%
4	\$-	\$-	n/a
5+	\$-	\$-	n/a

Number of Units Rented



Average Number of Days on Market



	0-2 Beds	3 Beds	4 Beds	5+ Beds
Sep 2018	5	3	0	0
Sep 2017	8	3	0	0

	0-2 Beds	3 Beds	4 Beds	5+ Beds
Sep 2018	40	46	0	0
Sep 2017	27	36	0	0



[JMWGroup@Windermere.com](mailto:JMWGroup@Windermere.com)

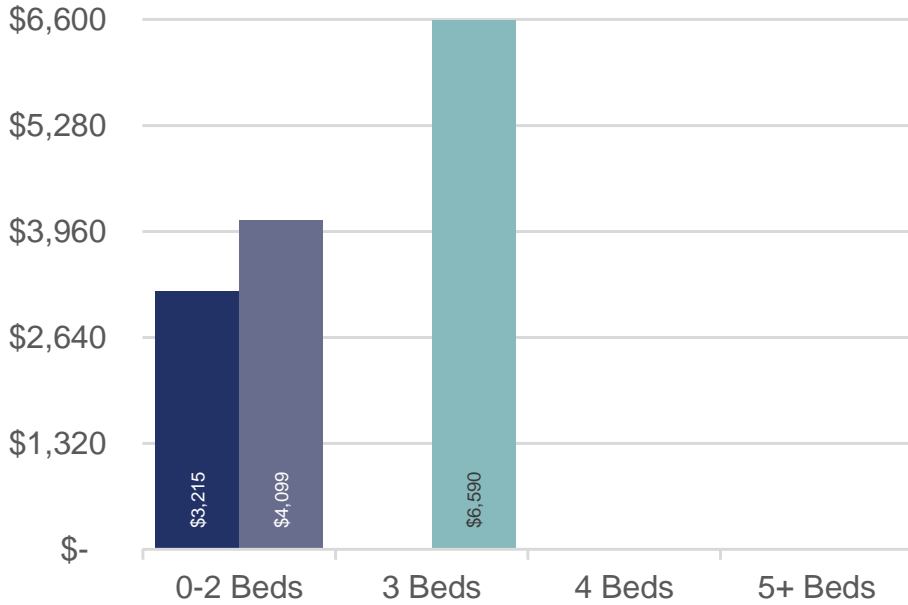
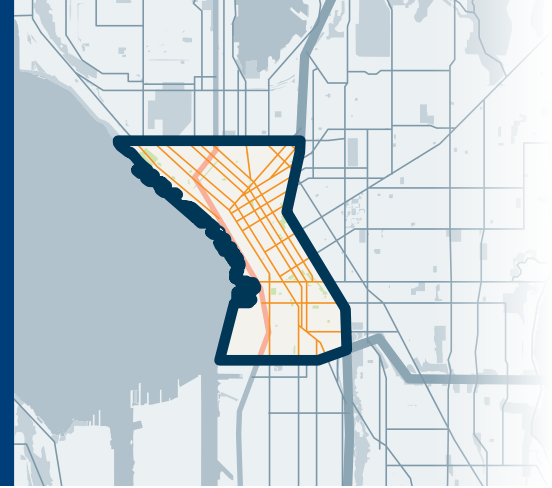
Seattle | Kirkland | [windermere-pm.com](http://windermere-pm.com) | 206.621.2037



# 701 Belltown/Downtown

# SEATTLE METRO

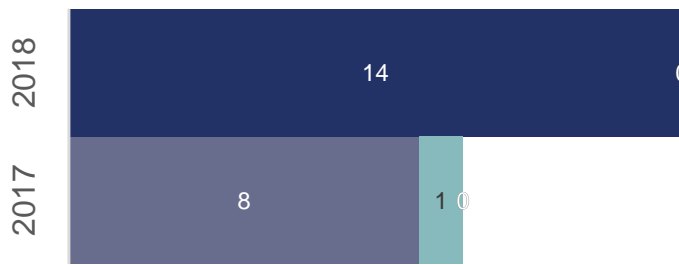
SEPTEMBER 2018 | NWMLS Monthly Rental Data



Average Rental Price

Bedrooms	Sep 2018	Sep 2017	Change
0-2	\$3,215	\$4,099	-22%
3	\$-	\$6,590	n/a
4	\$-	\$-	n/a
5+	\$-	\$-	n/a

Number of Units Rented



	0-2 Beds	3 Beds	4 Beds	5+ Beds
Sep 2018	14	0	0	0
Sep 2017	8	1	0	0

Average Number of Days on Market



	0-2 Beds	3 Beds	4 Beds	5+ Beds
Sep 2018	45	0	0	0
Sep 2017	34	91	0	0