

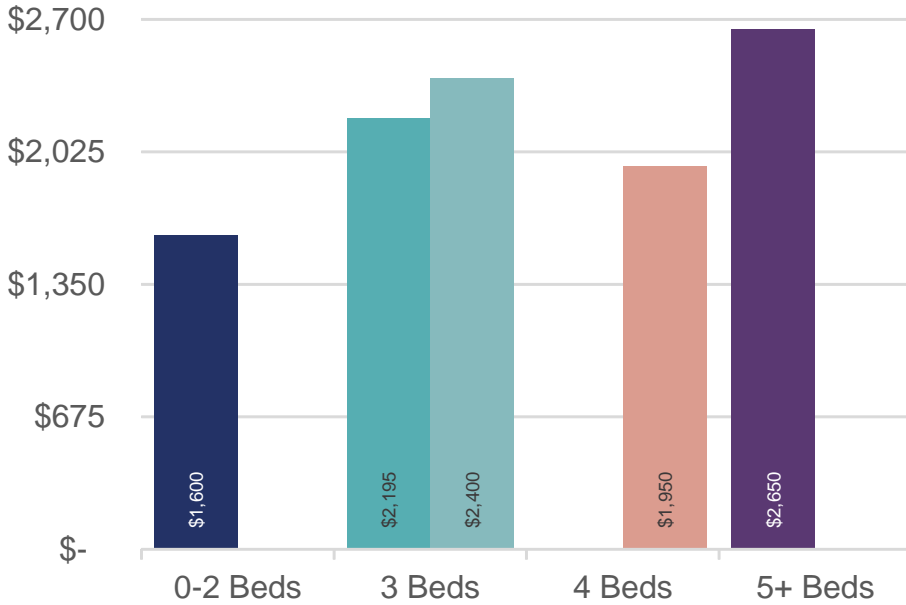
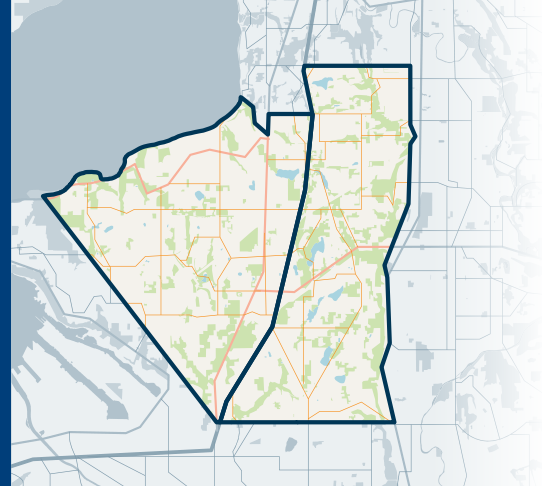


100&110

Jovita/Federal Way

SOUTH OF SEATTLE

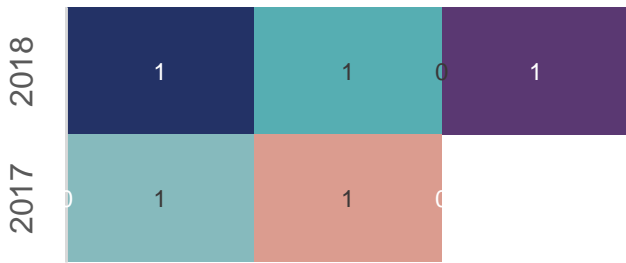
APRIL 2018 | NWMLS Monthly Rental Data



Average Rental Price

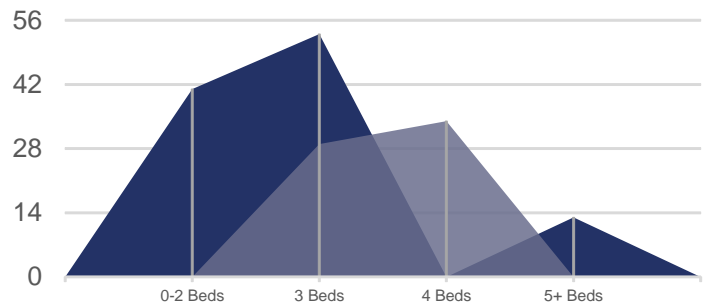
Bedrooms	Apr 2018	Apr 2017	Change
0-2	\$1,600	\$-	n/a
3	\$2,195	\$2,400	-9%
4	\$-	\$1,950	n/a
5+	\$2,650	\$-	n/a

Number of Units Rented



	0-2 Beds	3 Beds	4 Beds	5+ Beds
Apr 2018	1	1	0	1
Apr 2017	0	1	1	0

Average Number of Days on Market



	0-2 Beds	3 Beds	4 Beds	5+ Beds
Apr 2018	41	53	0	13
Apr 2017	0	29	34	0



JMWGroup@Windermere.com

Seattle | Kirkland | windermere-pm.com | 206.621.2037

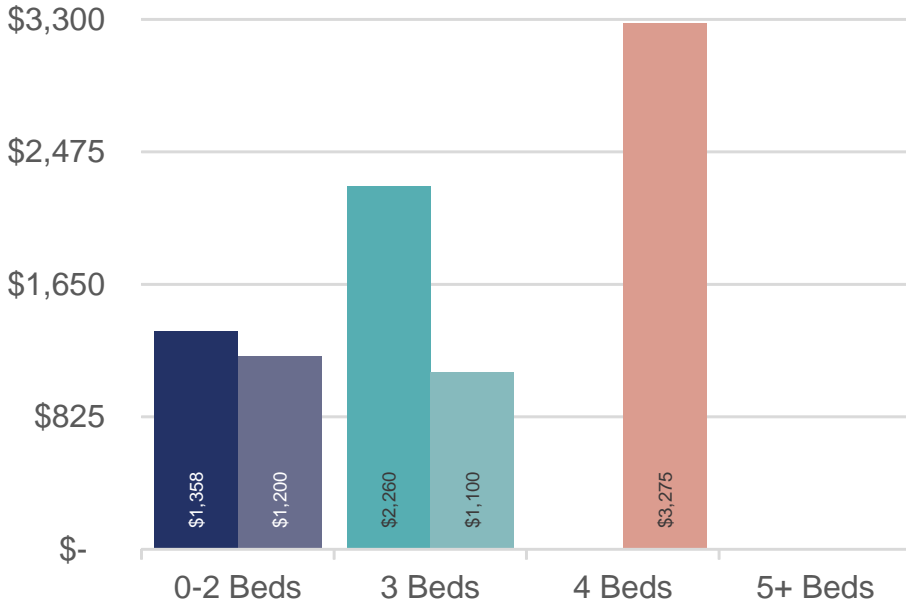
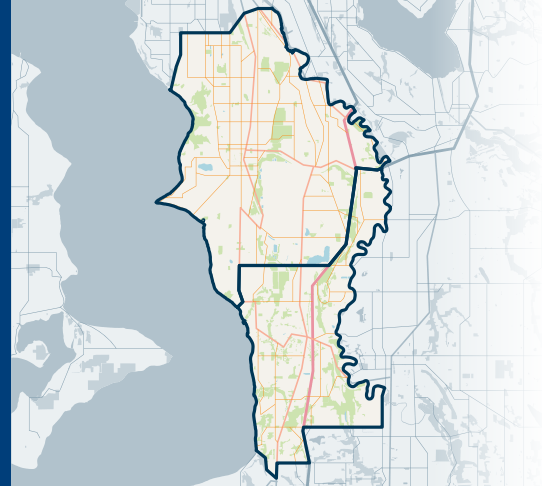


120&130

Des Moines/Redondo & Burien/Normandy

SOUTH OF SEATTLE

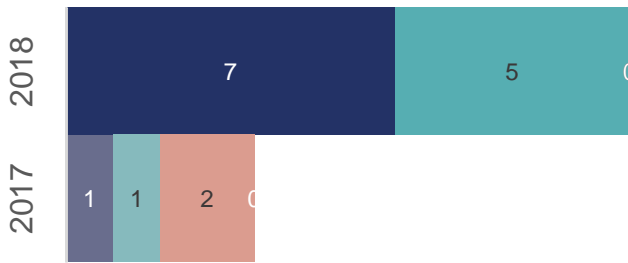
APRIL 2018 | NWMLS Monthly Rental Data



Average Rental Price

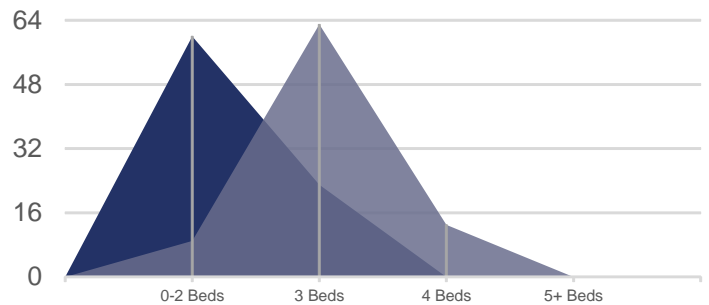
Bedrooms	Apr 2018	Apr 2017	Change
0-2	\$1,358	\$1,200	13%
3	\$2,260	\$1,100	105%
4	\$-	\$3,275	n/a
5+	\$-	\$-	n/a

Number of Units Rented



	0-2 Beds	3 Beds	4 Beds	5+ Beds
Apr 2018	7	5	0	0
Apr 2017	1	1	2	0

Average Number of Days on Market



	0-2 Beds	3 Beds	4 Beds	5+ Beds
Apr 2018	60	23	0	0
Apr 2017	9	63	13	0



JMWGroup@Windermere.com

Seattle | Kirkland | windermere-pm.com | 206.621.2037