

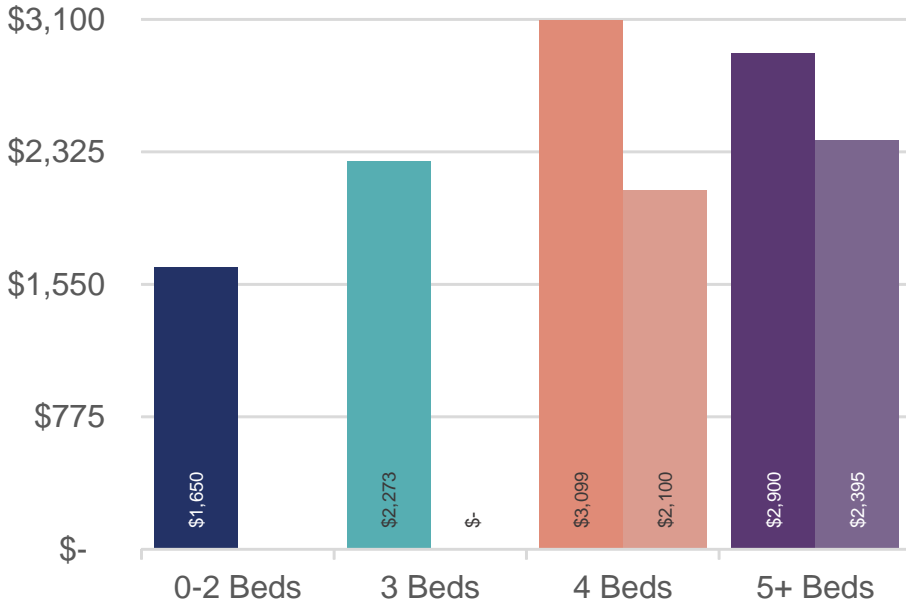
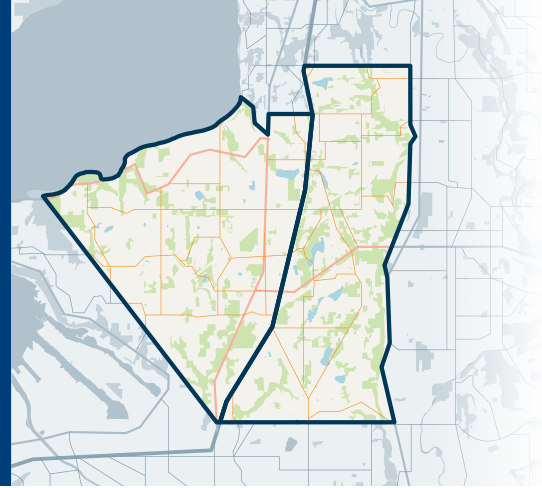


# 100&110

Jovita/Federal Way

# SOUTH OF SEATTLE

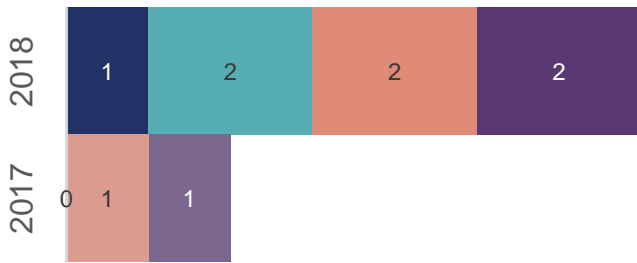
MARCH 2018 | NWMLS Monthly Rental Data



Average Rental Price

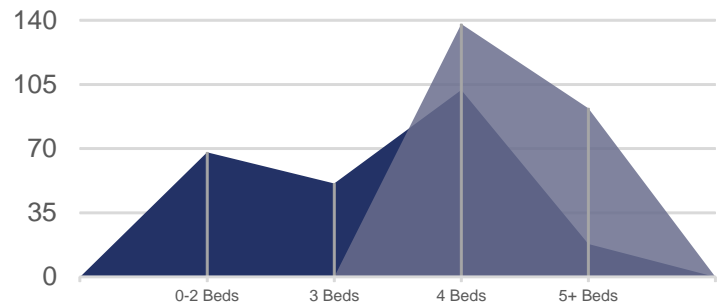
Bedrooms	Mar 2018	Mar 2017	Change
0-2	\$1,650	\$-	n/a
3	\$2,273	\$-	n/a
4	\$3,099	\$2,100	48%
5+	\$2,900	\$2,395	21%

Number of Units Rented



	0-2 Beds	3 Beds	4 Beds	5+ Beds
Mar 2018	1	2	2	2
Mar 2017	0	0	1	1

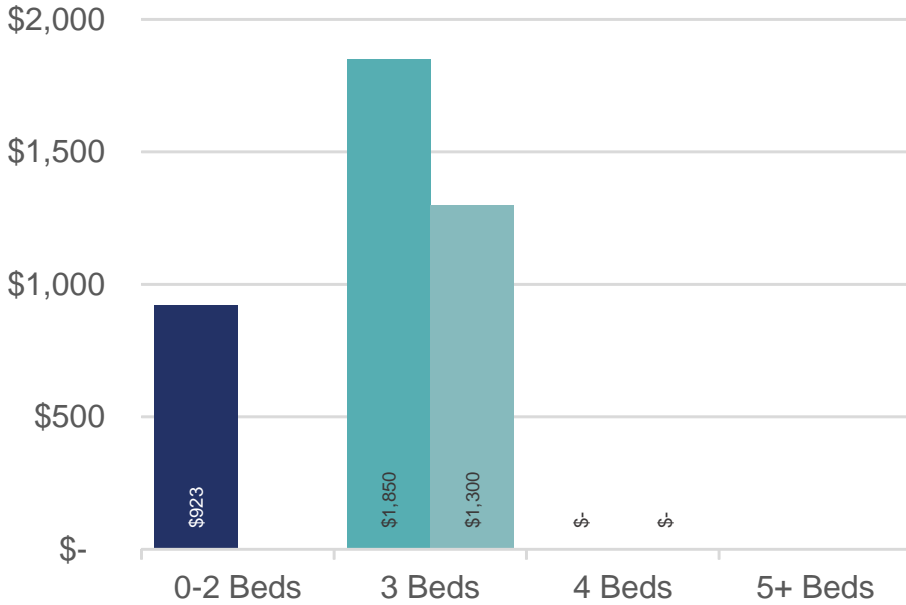
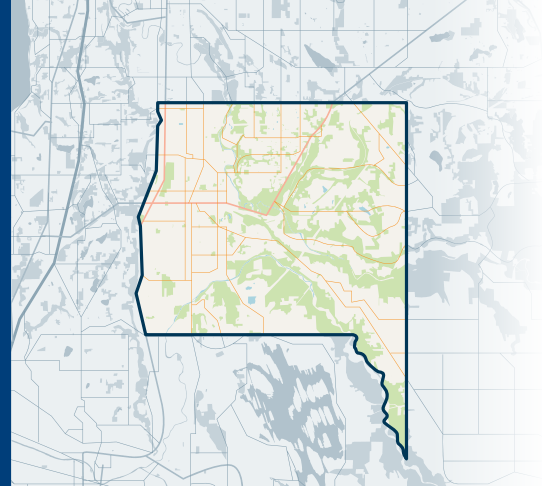
Average Number of Days on Market



	0-2 Beds	3 Beds	4 Beds	5+ Beds
Mar 2018	68	51	102	18
Mar 2017	0	0	138	92

# SOUTH OF SEATTLE


MARCH 2018 | NWMLS Monthly Rental Data



Average Rental Price

Bedrooms	Mar 2018	Mar 2017	Change
0-2	\$923	\$-	n/a
3	\$1,850	\$1,300	42%
4	\$-	\$-	n/a
5+	\$-	\$-	n/a

Number of Units Rented



	0-2 Beds	3 Beds	4 Beds	5+ Beds
Mar 2018	3	1	0	0
Mar 2017	0	1	0	0

Average Number of Days on Market



	0-2 Beds	3 Beds	4 Beds	5+ Beds
Mar 2018	15	10	0	0
Mar 2017	0	14	0	0