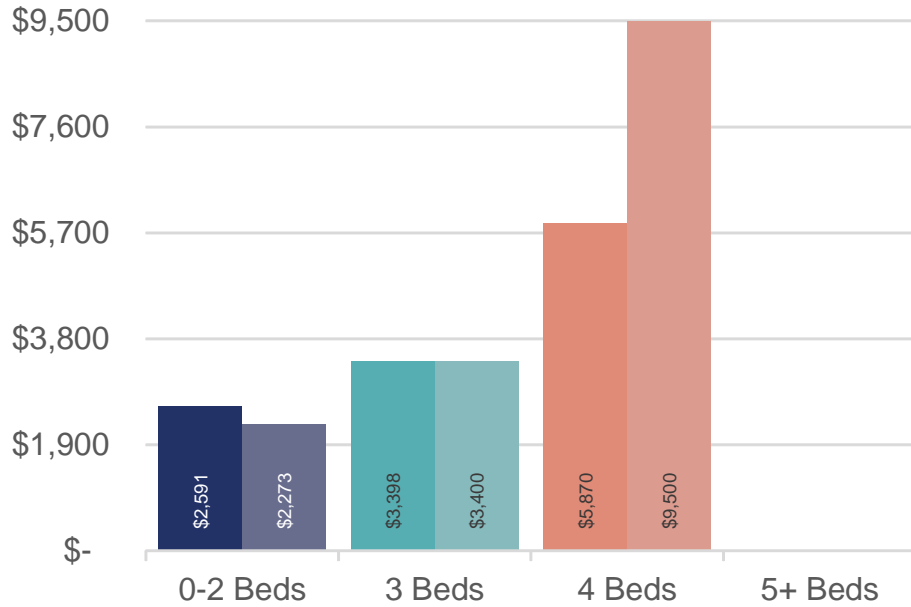




510
Mercer Island

EASTSIDE


AUGUST 2018 | NWMLS Monthly Rental Data



Average Rental Price

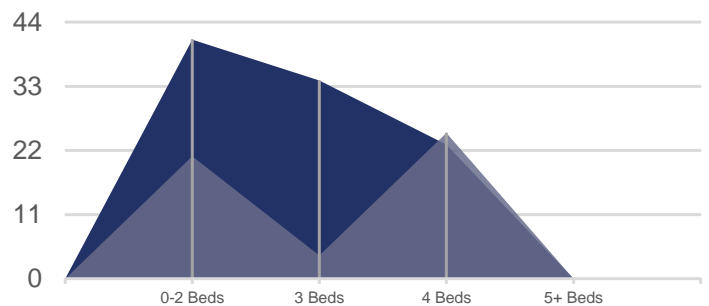
Bedrooms	Aug 2018	Aug 2017	Change
0-2	\$2,591	\$2,273	14%
3	\$3,398	\$3,400	0%
4	\$5,870	\$9,500	-38%
5+	\$-	\$-	n/a

Number of Units Rented



	0-2 Beds	3 Beds	4 Beds	5+ Beds
Aug 2018	4	2	5	0
Aug 2017	4	1	2	0

Average Number of Days on Market



	0-2 Beds	3 Beds	4 Beds	5+ Beds
Aug 2018	41	34	23	0
Aug 2017	21	4	25	0

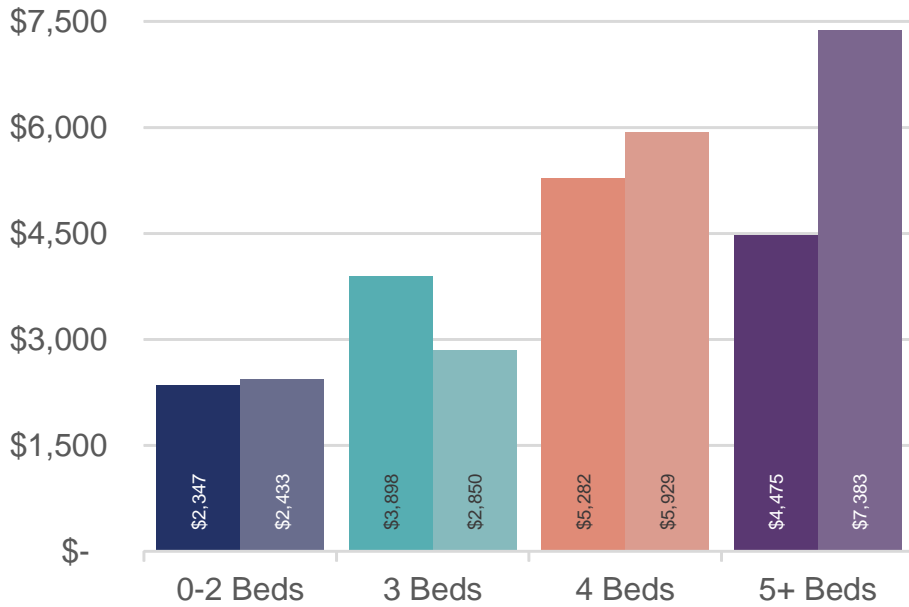
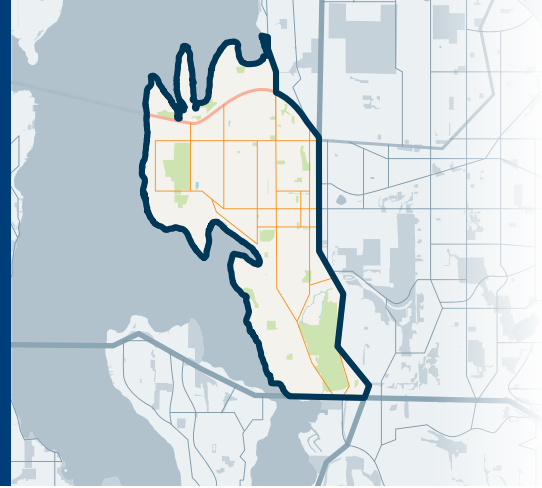


520

Bellevue/West of 405

EASTSIDE

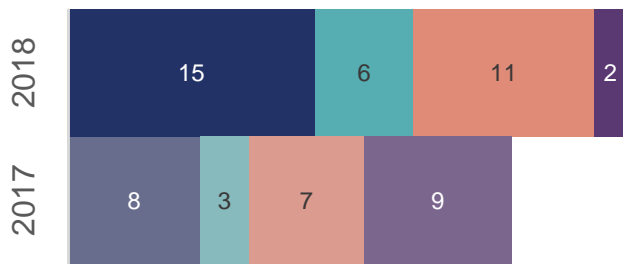
AUGUST 2018 | NWMLS Monthly Rental Data



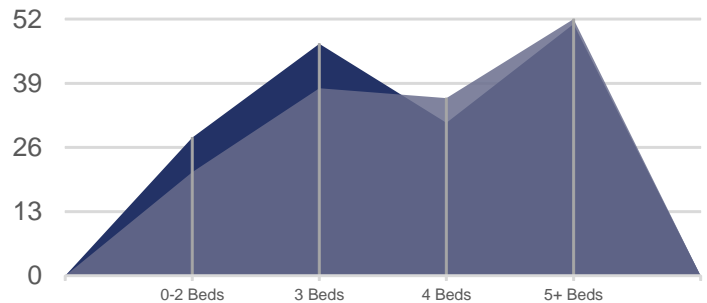
Average Rental Price

Bedrooms	Aug 2018	Aug 2017	Change
0-2	\$2,347	\$2,433	-4%
3	\$3,898	\$2,850	37%
4	\$5,282	\$5,929	-11%
5+	\$4,475	\$7,383	-39%

Number of Units Rented



Average Number of Days on Market



	0-2 Beds	3 Beds	4 Beds	5+ Beds
Aug 2018	15	6	11	2
Aug 2017	8	3	7	9

	0-2 Beds	3 Beds	4 Beds	5+ Beds
Aug 2018	28	47	31	51
Aug 2017	21	38	36	52



JMWGroup@Windermere.com

Seattle | Kirkland | windermere-pm.com | 206.621.2037

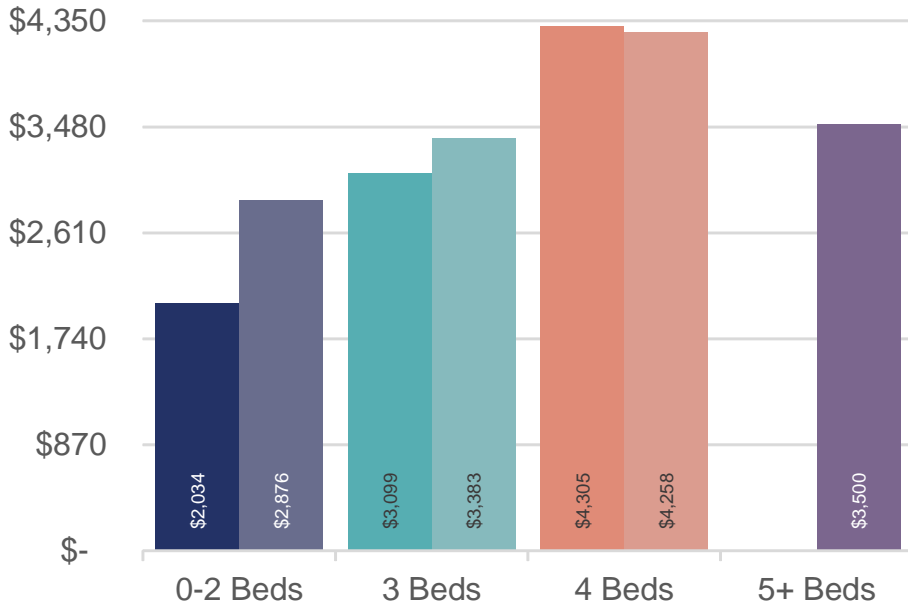
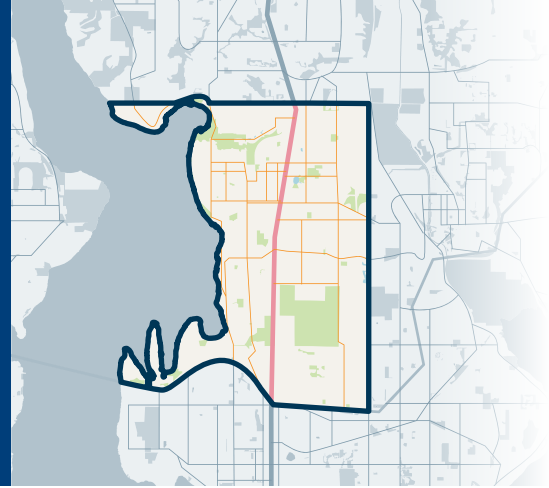


560

Kirkland/Bridle Trails

EASTSIDE

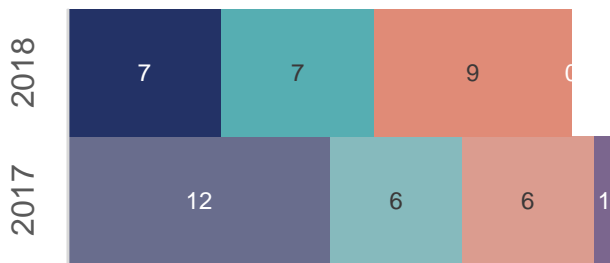
AUGUST 2018 | NWMLS Monthly Rental Data



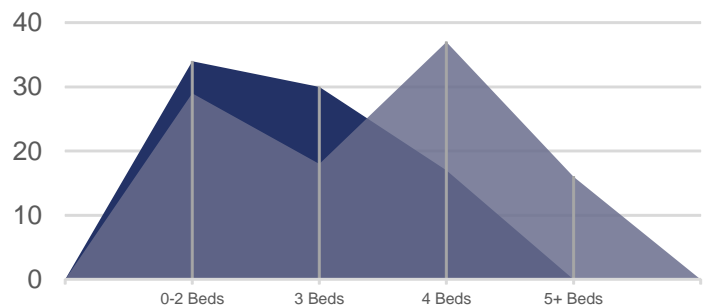
Average Rental Price

Bedrooms	Aug 2018	Aug 2017	Change
0-2	\$2,034	\$2,876	-29%
3	\$3,099	\$3,383	-8%
4	\$4,305	\$4,258	1%
5+	\$-	\$3,500	n/a

Number of Units Rented



Average Number of Days on Market



	0-2 Beds	3 Beds	4 Beds	5+ Beds
Aug 2018	7	7	9	0
Aug 2017	12	6	6	1

	0-2 Beds	3 Beds	4 Beds	5+ Beds
Aug 2018	34	30	17	0
Aug 2017	29	18	37	16