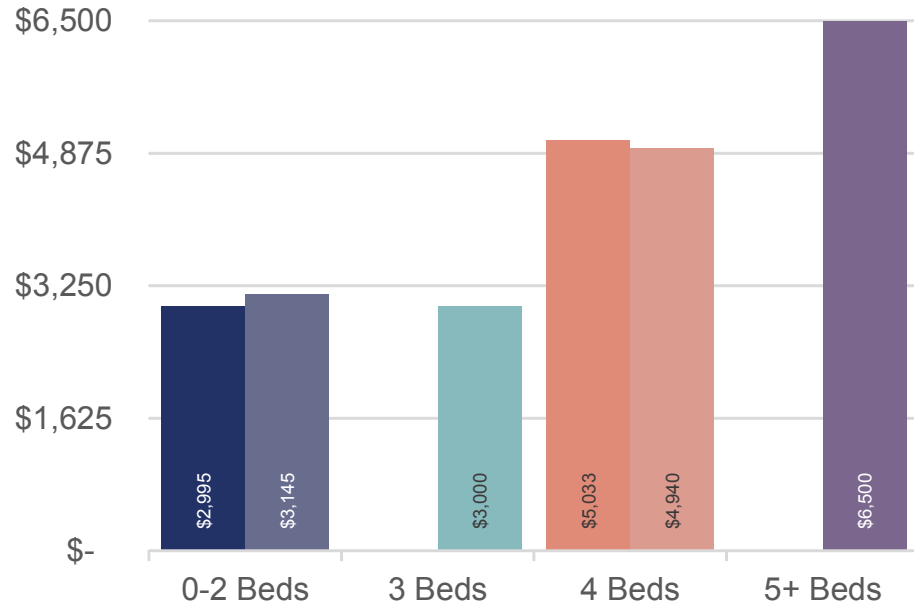


EASTSIDE

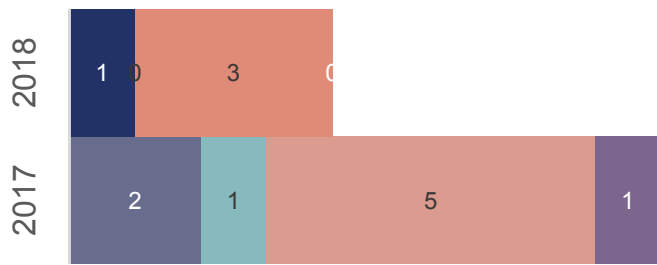
JULY 2018 | NWMLS Monthly Rental Data



Average Rental Price

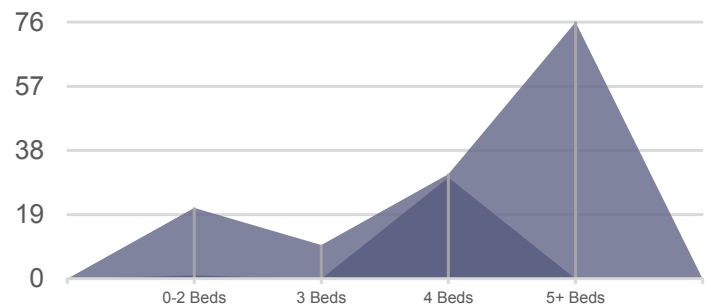
Bedrooms	Jul 2018	Jul 2017	Change
0-2	\$2,995	\$3,145	-5%
3	\$-	\$3,000	n/a
4	\$5,033	\$4,940	2%
5+	\$-	\$6,500	n/a

Number of Units Rented



	0-2 Beds	3 Beds	4 Beds	5+ Beds
Jul 2018	1	0	3	0
Jul 2017	2	1	5	1

Average Number of Days on Market



	0-2 Beds	3 Beds	4 Beds	5+ Beds
Jul 2018	1	0	30	0
Jul 2017	21	10	31	76

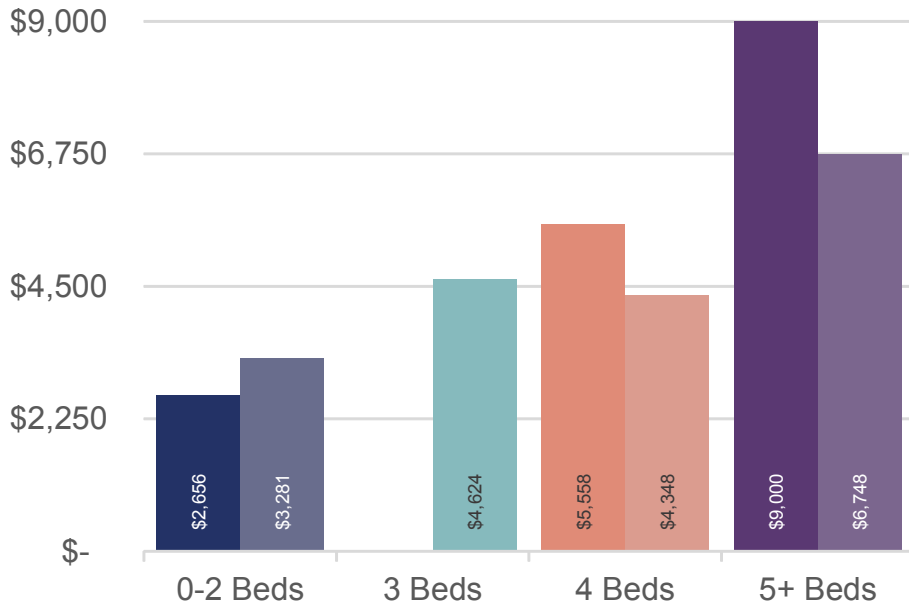
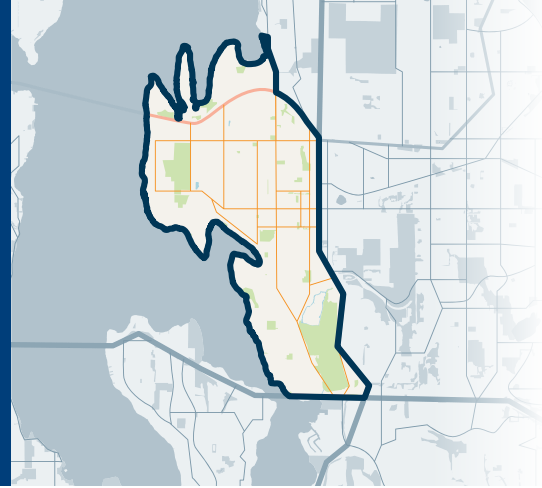


520

Bellevue/West of 405

EASTSIDE

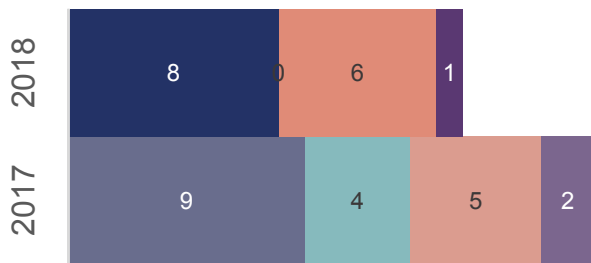
JULY 2018 | NWMLS Monthly Rental Data



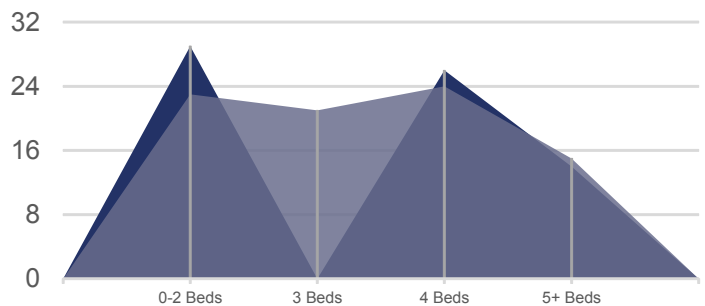
Average Rental Price

Bedrooms	Jul 2018	Jul 2017	Change
0-2	\$2,656	\$3,281	-19%
3	\$-	\$4,624	n/a
4	\$5,558	\$4,348	28%
5+	\$9,000	\$6,748	33%

Number of Units Rented



Average Number of Days on Market



	0-2 Beds	3 Beds	4 Beds	5+ Beds
Jul 2018	8	0	6	1
Jul 2017	9	4	5	2

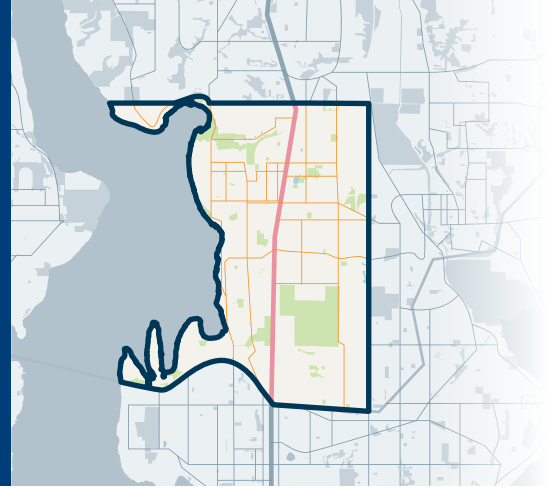
	0-2 Beds	3 Beds	4 Beds	5+ Beds
Jul 2018	29	0	26	14
Jul 2017	23	21	24	15



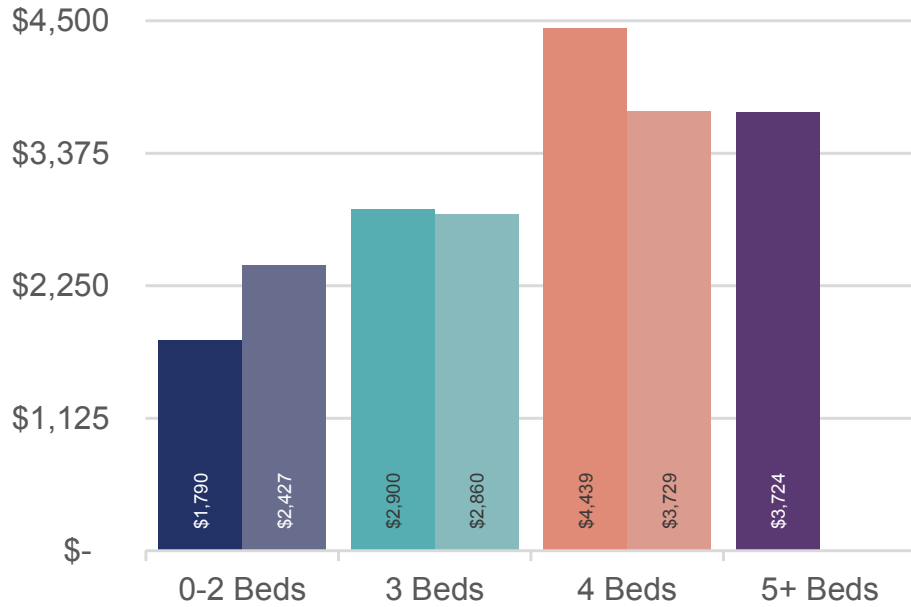
560

Kirkland/Bridle Trails

EASTSIDE



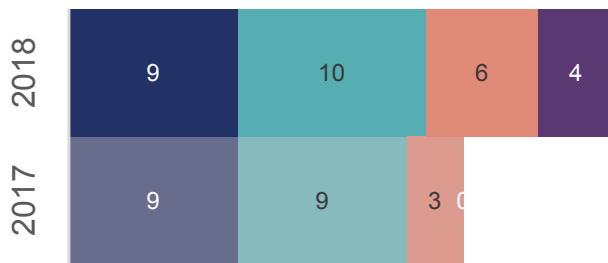
JULY 2018 | NWMLS Monthly Rental Data



Average Rental Price

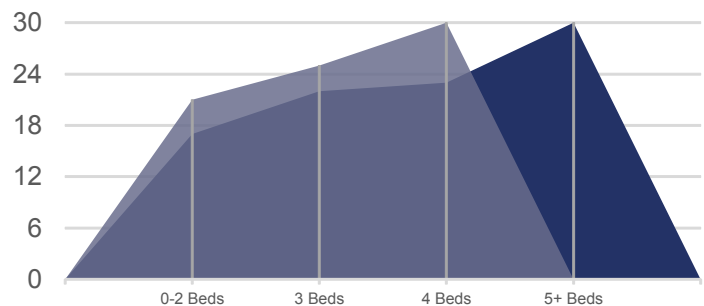
Bedrooms	Jul 2018	Jul 2017	Change
0-2	\$1,790	\$2,427	-26%
3	\$2,900	\$2,860	1%
4	\$4,439	\$3,729	19%
5+	\$3,724	\$-	n/a

Number of Units Rented



	0-2 Beds	3 Beds	4 Beds	5+ Beds
Jul 2018	9	10	6	4
Jul 2017	9	9	3	0

Average Number of Days on Market



	0-2 Beds	3 Beds	4 Beds	5+ Beds
Jul 2018	17	22	23	30
Jul 2017	21	25	30	0