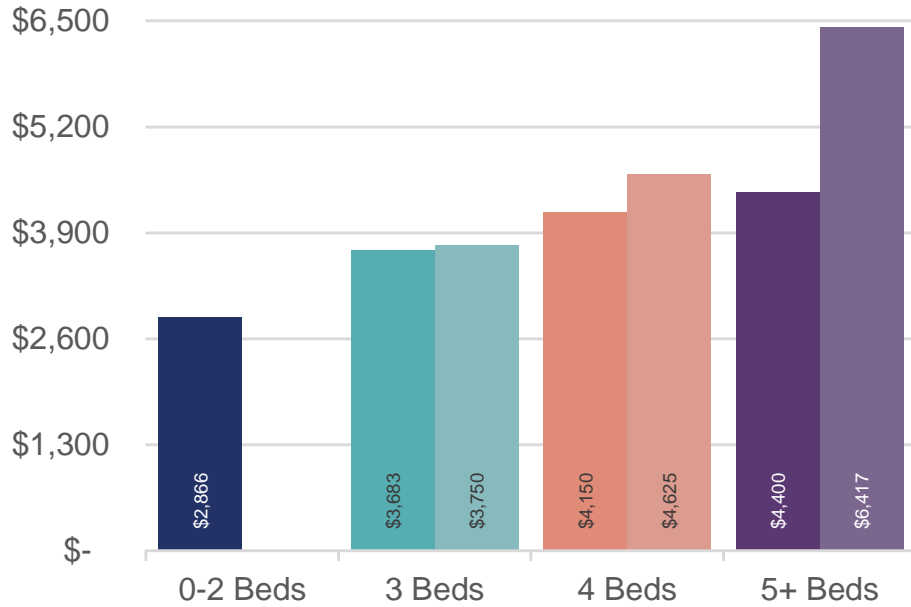




510
Mercer Island

EASTSIDE


JUNE 2018 | NWMLS Monthly Rental Data



Average Rental Price

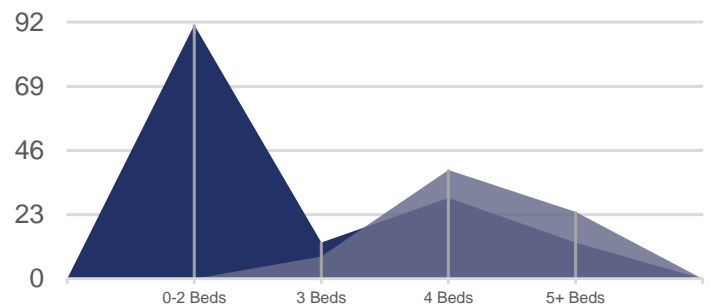
Bedrooms	Jun 2018	Jun 2017	Change
0-2	\$2,866	\$-	n/a
3	\$3,683	\$3,750	-2%
4	\$4,150	\$4,625	-10%
5+	\$4,400	\$6,417	-31%

Number of Units Rented



	0-2 Beds	3 Beds	4 Beds	5+ Beds
Jun 2018	4	3	2	1
Jun 2017	0	1	2	3

Average Number of Days on Market



	0-2 Beds	3 Beds	4 Beds	5+ Beds
Jun 2018	91	13	29	13
Jun 2017	0	8	39	24

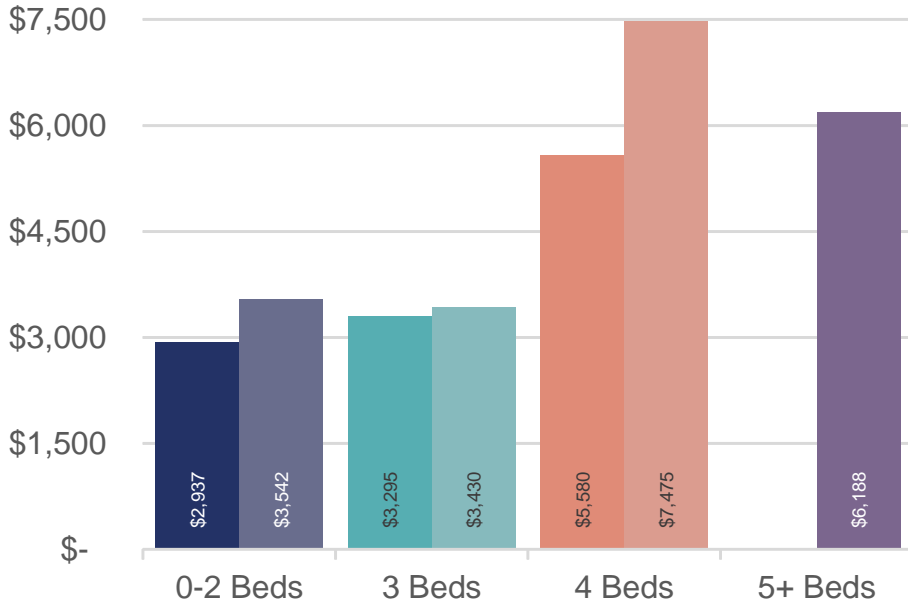
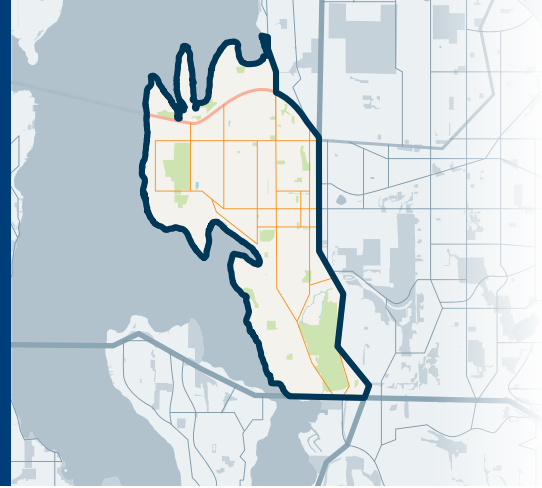


520

Bellevue/West of 405

EASTSIDE


JUNE 2018 | NWMLS Monthly Rental Data



Average Rental Price

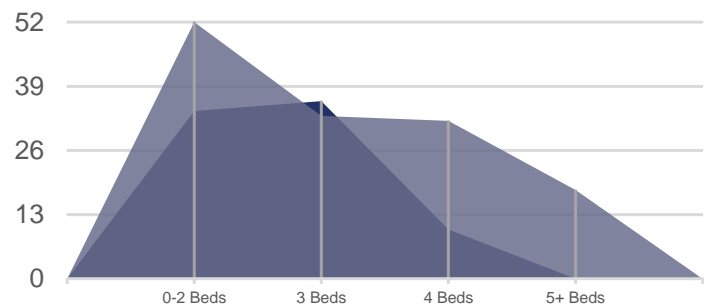
Bedrooms	Jun 2018	Jun 2017	Change
0-2	\$2,937	\$3,542	-17%
3	\$3,295	\$3,430	-4%
4	\$5,580	\$7,475	-25%
5+	\$-	\$6,188	n/a

Number of Units Rented



	0-2 Beds	3 Beds	4 Beds	5+ Beds
Jun 2018	7	2	5	0
Jun 2017	7	5	2	6

Average Number of Days on Market



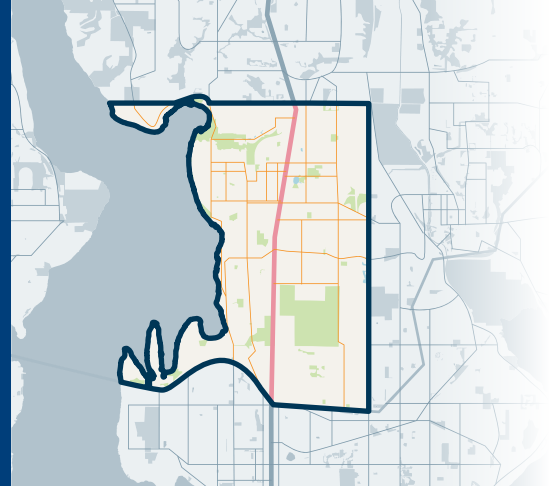
	0-2 Beds	3 Beds	4 Beds	5+ Beds
Jun 2018	34	36	10	0
Jun 2017	52	33	32	18



560

Kirkland/Bridle Trails

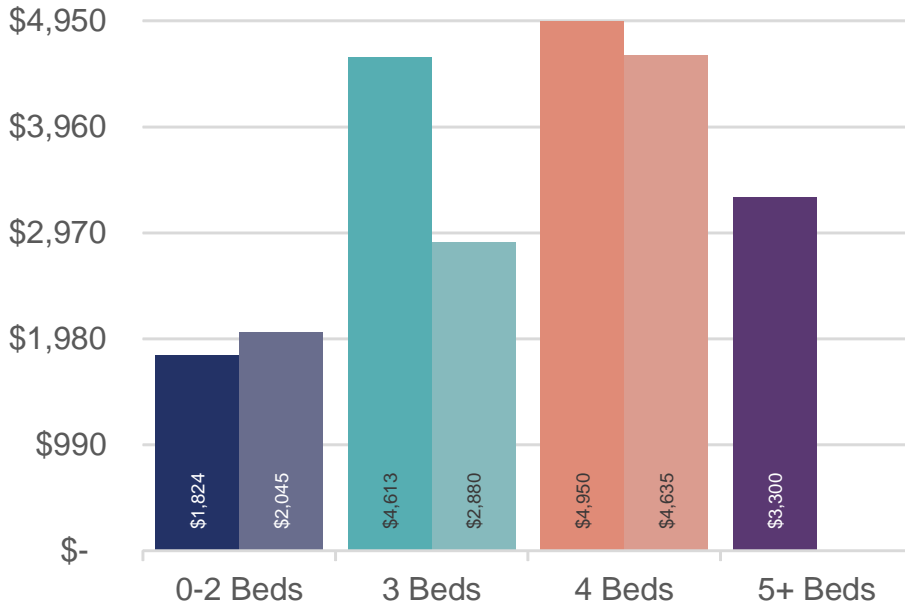
EASTSIDE




JUNE 2018 | NWMLS Monthly Rental Data

Average Rental Price

Bedrooms	Jun 2018	Jun 2017	Change
0-2	\$1,824	\$2,045	-11%
3	\$4,613	\$2,880	60%
4	\$4,950	\$4,635	7%
5+	\$3,300	\$-	n/a

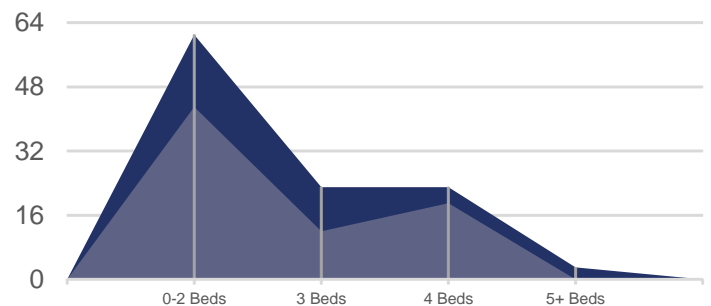


Number of Units Rented



	0-2 Beds	3 Beds	4 Beds	5+ Beds
Jun 2018	6	4	6	1
Jun 2017	5	3	4	0

Average Number of Days on Market



	0-2 Beds	3 Beds	4 Beds	5+ Beds
Jun 2018	61	23	23	3
Jun 2017	43	12	19	0