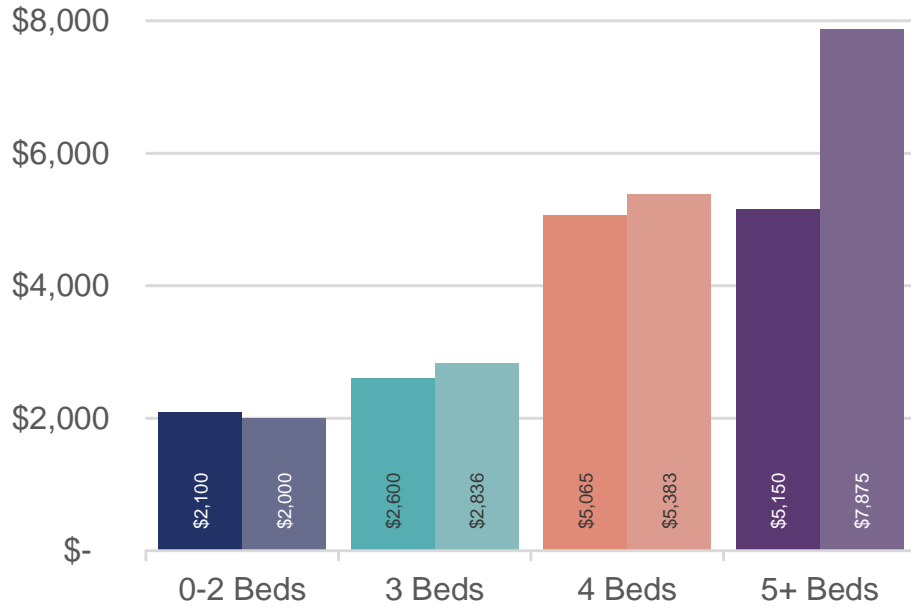


EASTSIDE

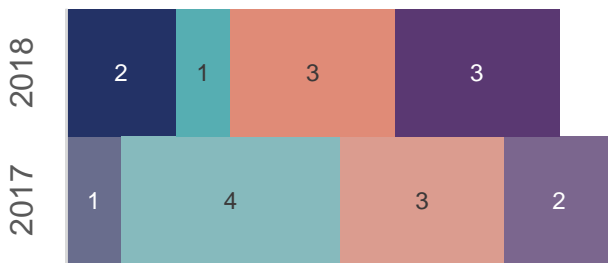
MARCH 2018 | NWMLS Monthly Rental Data



Average Rental Price

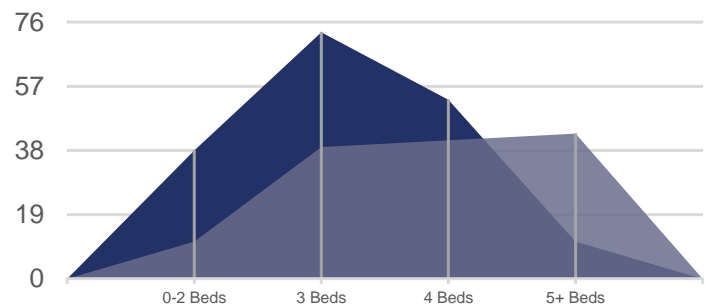
Bedrooms	Mar 2018	Mar 2017	Change
0-2	\$2,100	\$2,000	5%
3	\$2,600	\$2,836	-8%
4	\$5,065	\$5,383	-6%
5+	\$5,150	\$7,875	-35%

Number of Units Rented



	0-2 Beds	3 Beds	4 Beds	5+ Beds
Mar 2018	2	1	3	3
Mar 2017	1	4	3	2

Average Number of Days on Market



	0-2 Beds	3 Beds	4 Beds	5+ Beds
Mar 2018	38	73	53	11
Mar 2017	11	39	41	43

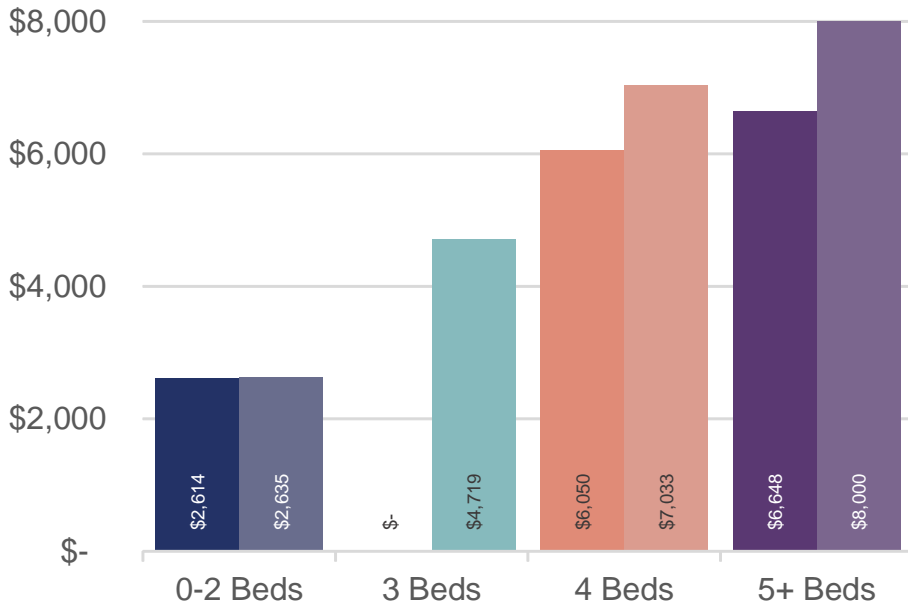
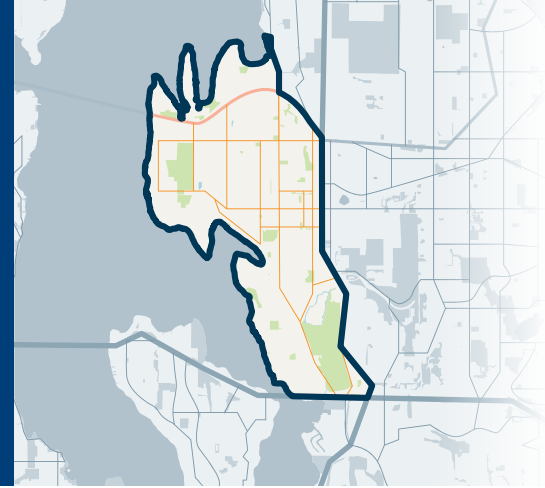


520

Bellevue/West of 405

EASTSIDE

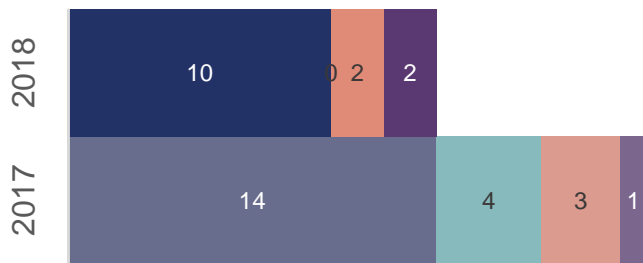
MARCH 2018 | NWMLS Monthly Rental Data



Average Rental Price

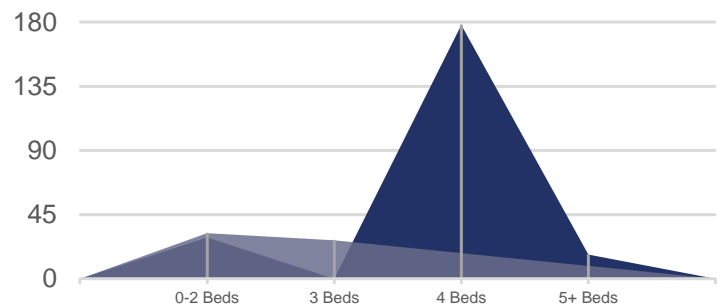
Bedrooms	Mar 2018	Mar 2017	Change
0-2	\$2,614	\$2,635	-1%
3	\$-	\$4,719	n/a
4	\$6,050	\$7,033	-14%
5+	\$6,648	\$8,000	-17%

Number of Units Rented



	0-2 Beds	3 Beds	4 Beds	5+ Beds
Mar 2018	10	0	2	2
Mar 2017	14	4	3	1

Average Number of Days on Market



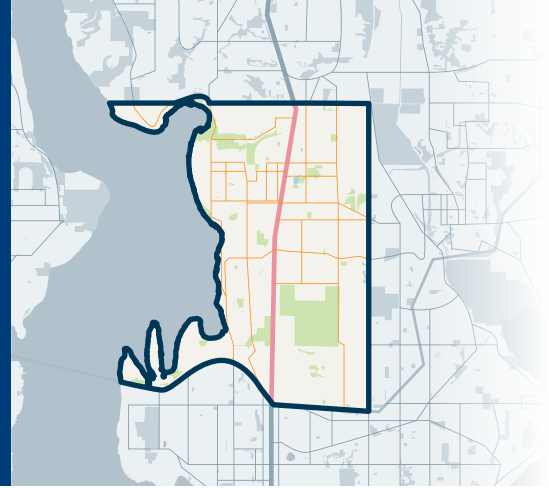
	0-2 Beds	3 Beds	4 Beds	5+ Beds
Mar 2018	29	0	178	17
Mar 2017	32	27	18	9



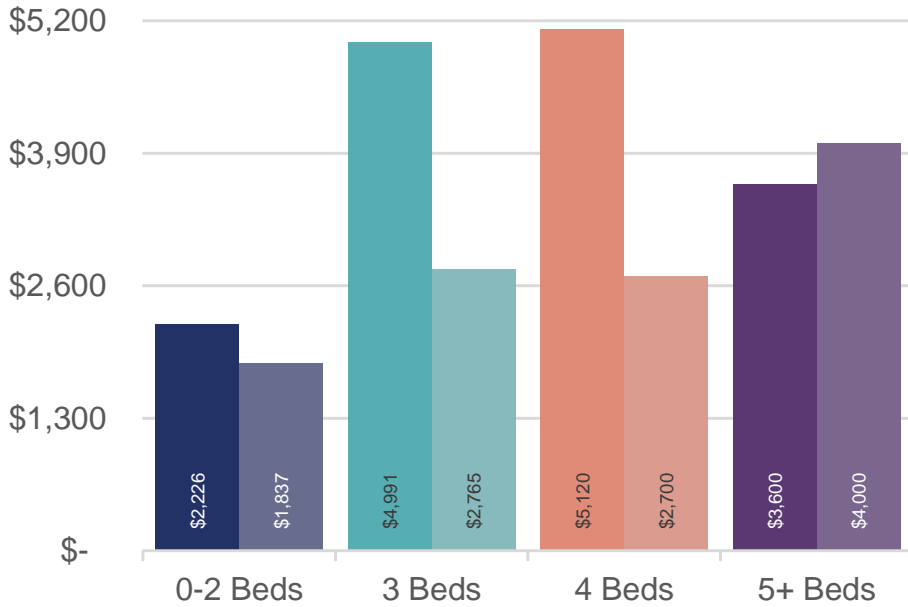
560

Kirkland/Bridle Trails

EASTSIDE



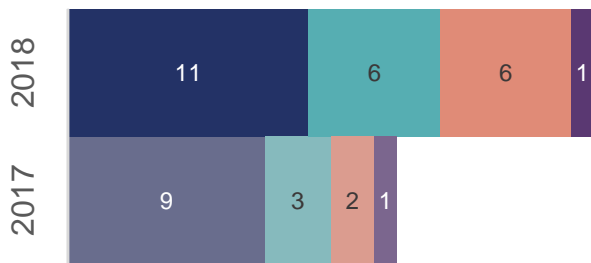
MARCH 2018 | NWMLS Monthly Rental Data



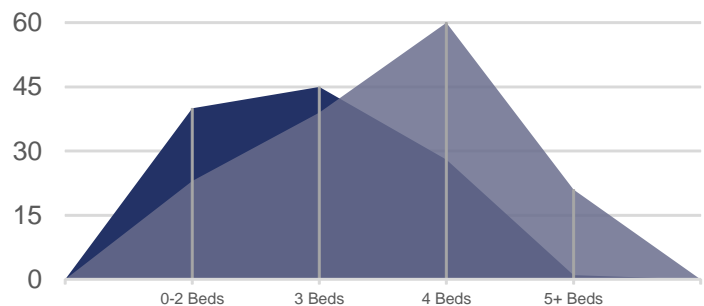
Average Rental Price

Bedrooms	Mar 2018	Mar 2017	Change
0-2	\$2,226	\$1,837	21%
3	\$4,991	\$2,765	81%
4	\$5,120	\$2,700	90%
5+	\$3,600	\$4,000	-10%

Number of Units Rented



Average Number of Days on Market



	0-2 Beds	3 Beds	4 Beds	5+ Beds
Mar 2018	11	6	6	1
Mar 2017	9	3	2	1

	0-2 Beds	3 Beds	4 Beds	5+ Beds
Mar 2018	40	45	28	1
Mar 2017	23	39	60	21