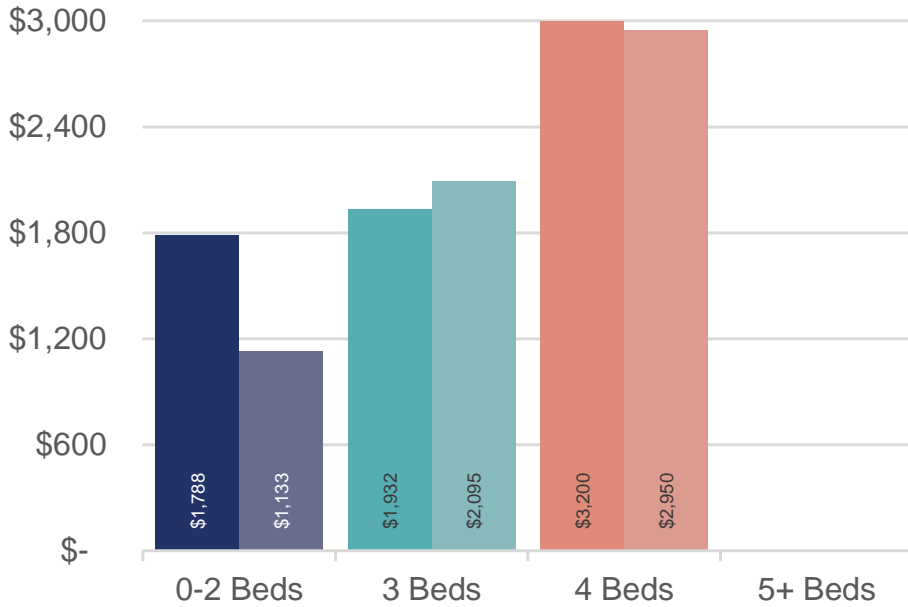


EASTSIDE



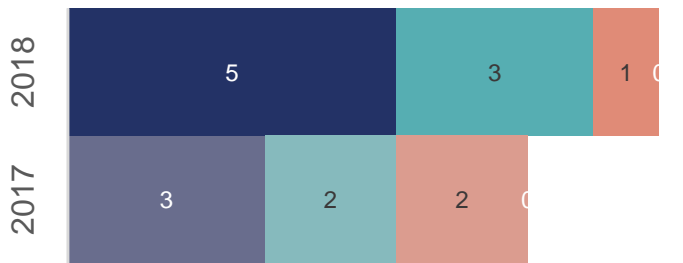
APRIL 2018 | NWMLS Monthly Rental Data



Average Rental Price

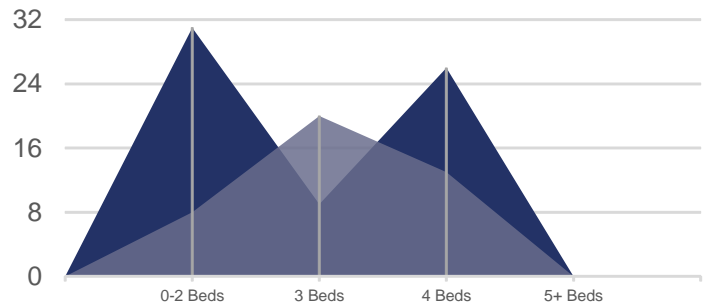
Bedrooms	Apr 2018	Apr 2017	Change
0-2	\$1,788	\$1,133	58%
3	\$1,932	\$2,095	-8%
4	\$3,200	\$2,950	8%
5+	\$-	\$-	n/a

Number of Units Rented



	0-2 Beds	3 Beds	4 Beds	5+ Beds
Apr 2018	5	3	1	0
Apr 2017	3	2	2	0

Average Number of Days on Market



	0-2 Beds	3 Beds	4 Beds	5+ Beds
Apr 2018	31	9	26	0
Apr 2017	8	20	13	0

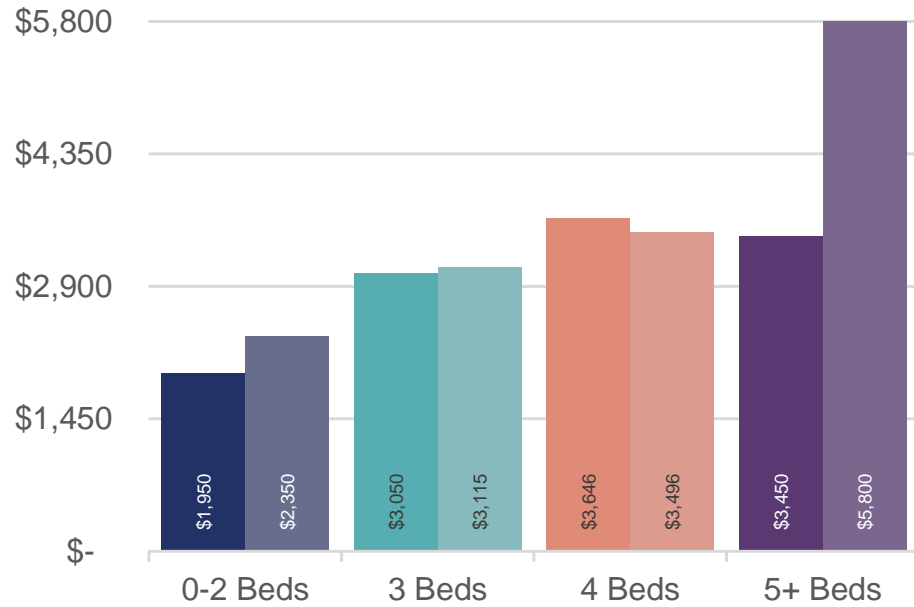
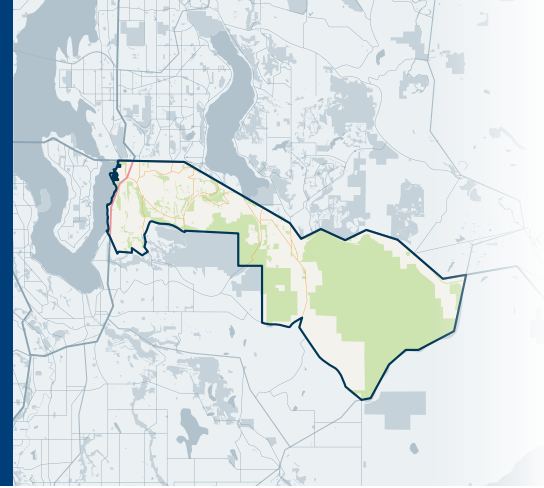


500

East Side/South of I-90

EASTSIDE


APRIL 2018 | NWMLS Monthly Rental Data



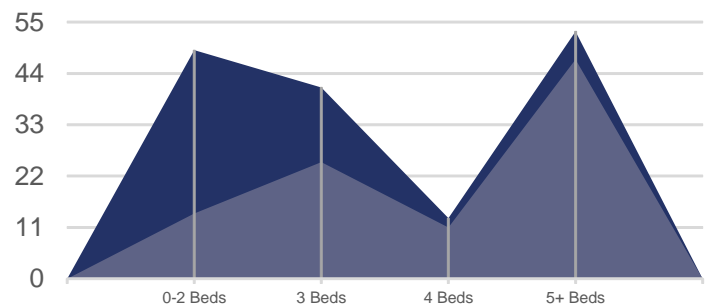
Average Rental Price

Bedrooms	Apr 2018	Apr 2017	Change
0-2	\$1,950	\$2,350	-17%
3	\$3,050	\$3,115	-2%
4	\$3,646	\$3,496	4%
5+	\$3,450	\$5,800	-41%

Number of Units Rented



Average Number of Days on Market



	0-2 Beds	3 Beds	4 Beds	5+ Beds
Apr 2018	4	3	5	1
Apr 2017	1	6	4	2

	0-2 Beds	3 Beds	4 Beds	5+ Beds
Apr 2018	49	41	13	53
Apr 2017	14	25	11	47



JMWGroup@Windermere.com

Seattle | Kirkland | windermere-pm.com | 206.621.2037

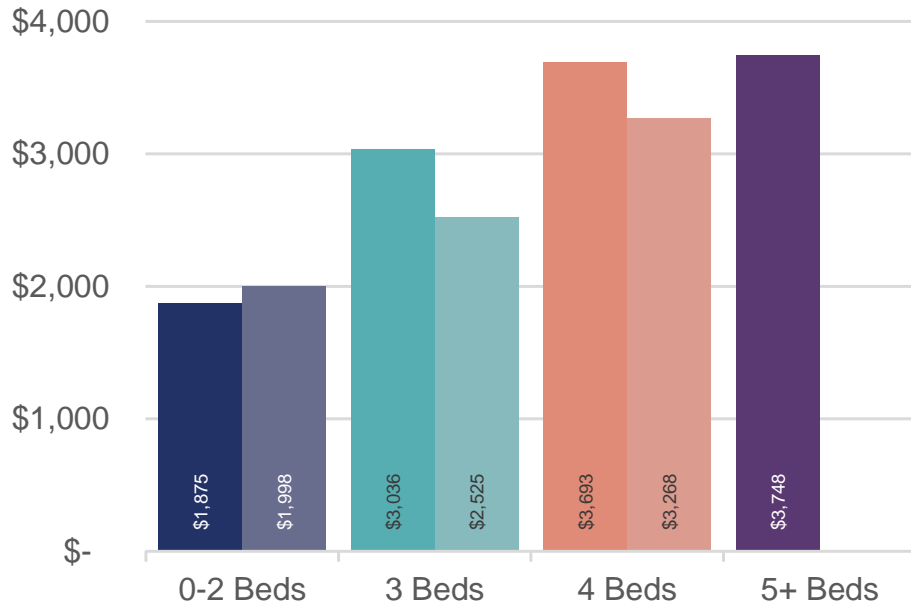
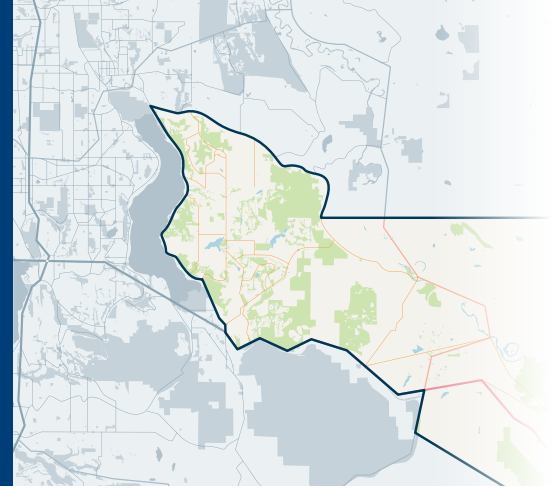


540

East of Lake Sammamish

EASTSIDE

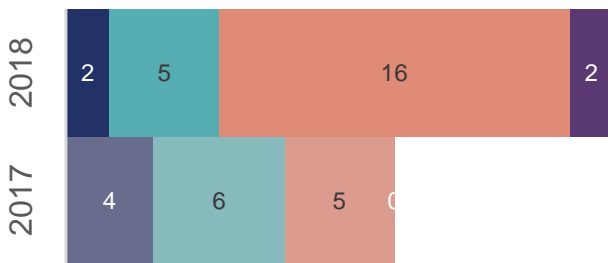
APRIL 2018 | NWMLS Monthly Rental Data



Average Rental Price

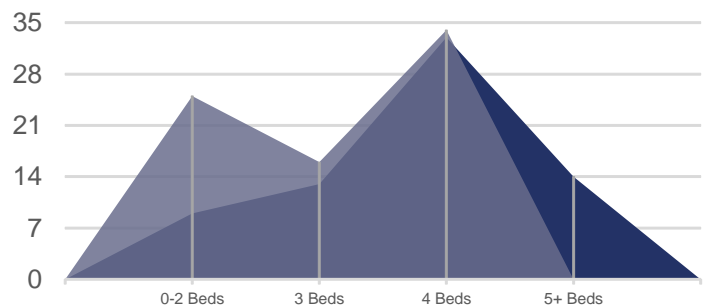
Bedrooms	Apr 2018	Apr 2017	Change
0-2	\$1,875	\$1,998	-6%
3	\$3,036	\$2,525	20%
4	\$3,693	\$3,268	13%
5+	\$3,748	\$-	n/a

Number of Units Rented



	0-2 Beds	3 Beds	4 Beds	5+ Beds
Apr 2018	2	5	16	2
Apr 2017	4	6	5	0

Average Number of Days on Market



	0-2 Beds	3 Beds	4 Beds	5+ Beds
Apr 2018	9	13	33	14
Apr 2017	25	16	34	0



JMWGroup@Windermere.com

Seattle | Kirkland | windermere-pm.com | 206.621.2037