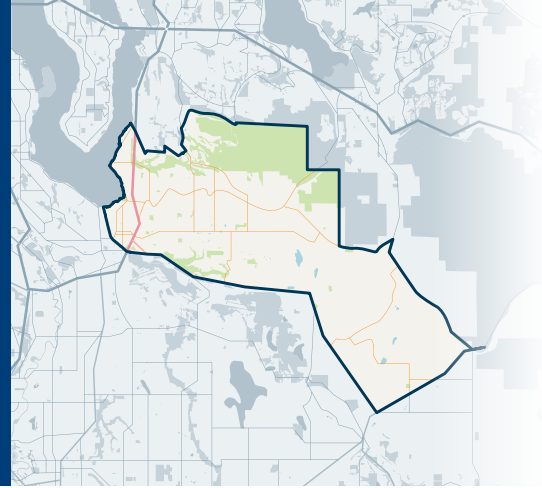
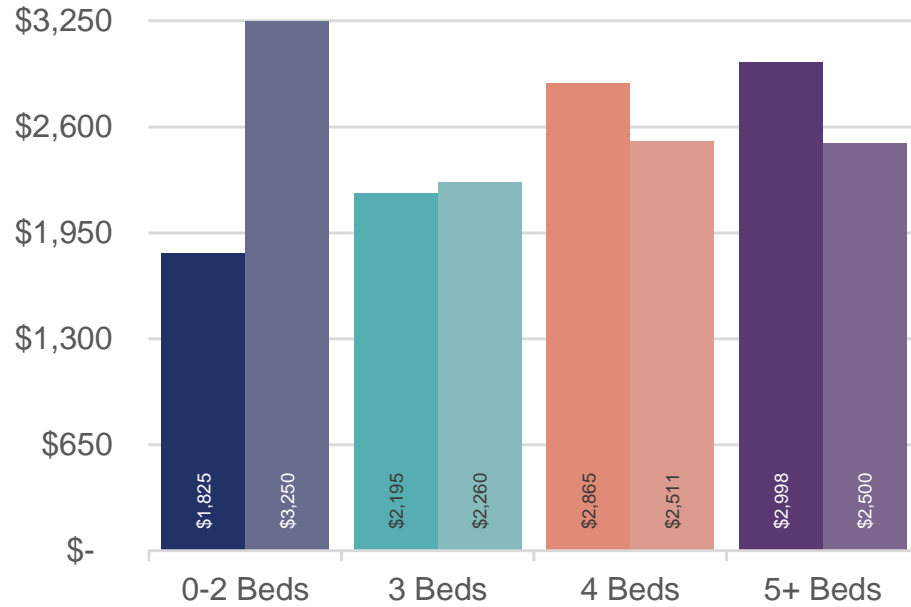


# EASTSIDE



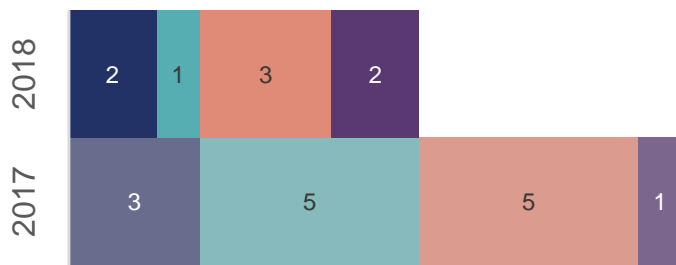
AUGUST 2018 | NWMLS Monthly Rental Data



Average Rental Price

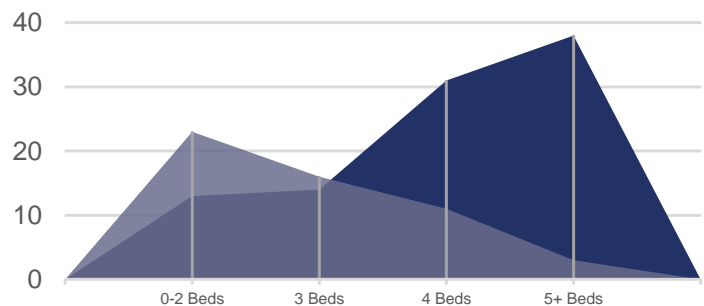
Bedrooms	Aug 2018	Aug 2017	Change
0-2	\$1,825	\$3,250	-44%
3	\$2,195	\$2,260	-3%
4	\$2,865	\$2,511	14%
5+	\$2,998	\$2,500	20%

Number of Units Rented



	0-2 Beds	3 Beds	4 Beds	5+ Beds
Aug 2018	2	1	3	2
Aug 2017	3	5	5	1

Average Number of Days on Market



	0-2 Beds	3 Beds	4 Beds	5+ Beds
Aug 2018	13	14	31	38
Aug 2017	23	16	11	3

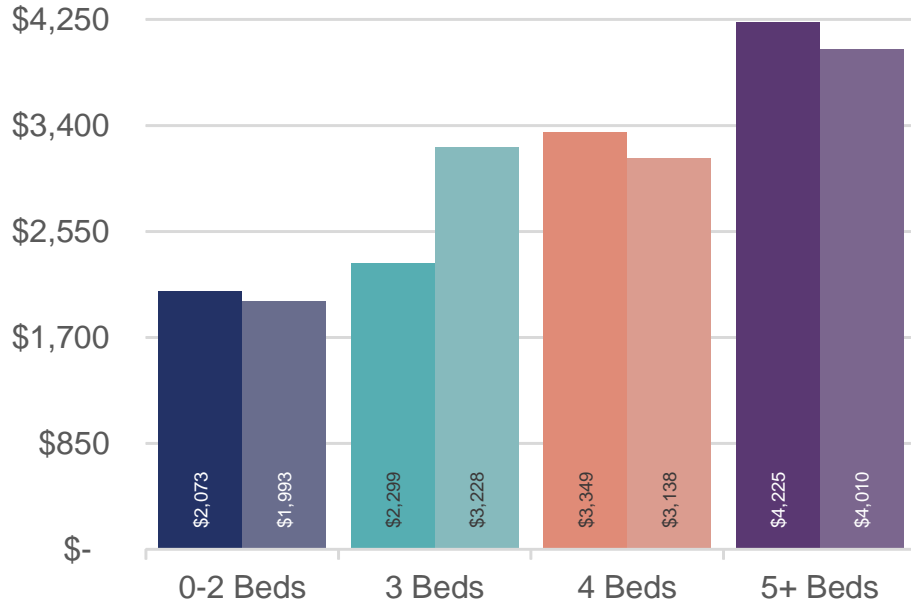
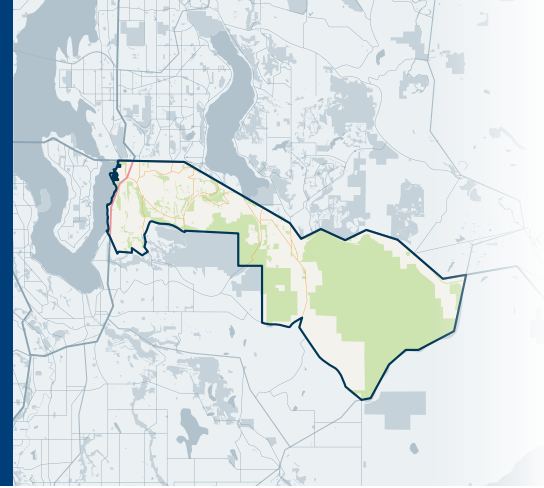


# 500

East Side/South of I-90

# EASTSIDE


AUGUST 2018 | NWMLS Monthly Rental Data



Average Rental Price

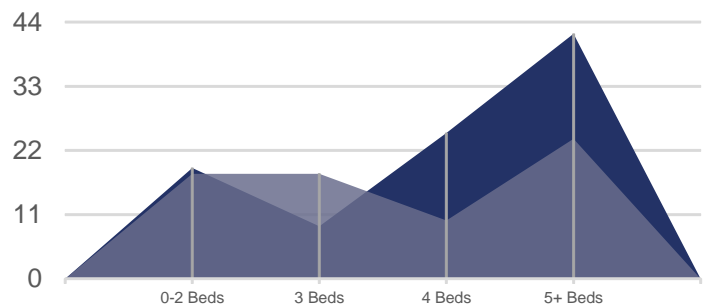
Bedrooms	Aug 2018	Aug 2017	Change
0-2	\$2,073	\$1,993	4%
3	\$2,299	\$3,228	-29%
4	\$3,349	\$3,138	7%
5+	\$4,225	\$4,010	5%

Number of Units Rented



	0-2 Beds	3 Beds	4 Beds	5+ Beds
Aug 2018	8	3	5	4
Aug 2017	9	7	4	5

Average Number of Days on Market



	0-2 Beds	3 Beds	4 Beds	5+ Beds
Aug 2018	19	9	25	42
Aug 2017	18	18	10	24

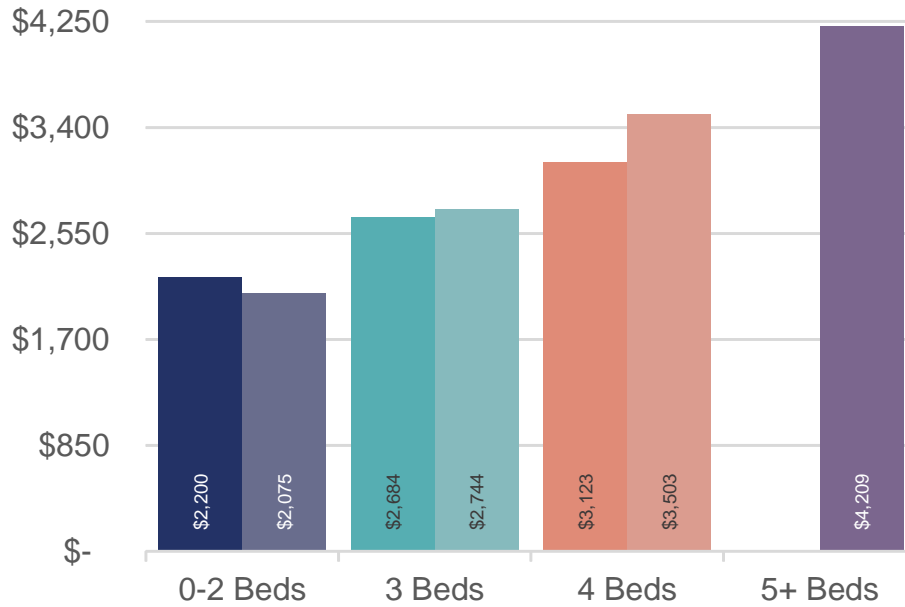
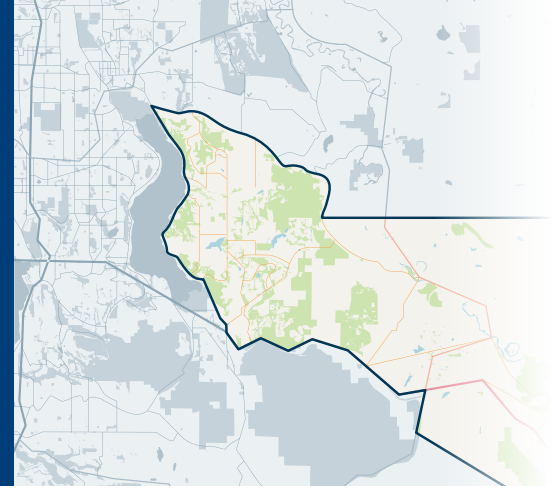


# 540

East of Lake Sammamish

# EASTSIDE

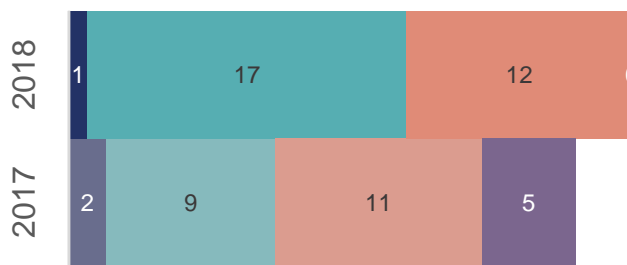
AUGUST 2018 | NWMLS Monthly Rental Data



Average Rental Price

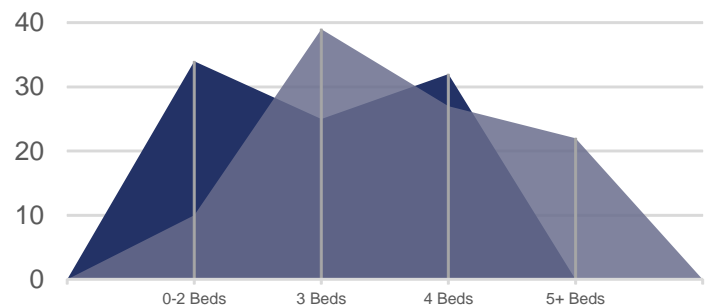
Bedrooms	Aug 2018	Aug 2017	Change
0-2	\$2,200	\$2,075	6%
3	\$2,684	\$2,744	-2%
4	\$3,123	\$3,503	-11%
5+	\$-	\$4,209	n/a

Number of Units Rented



	0-2 Beds	3 Beds	4 Beds	5+ Beds
Aug 2018	1	17	12	0
Aug 2017	2	9	11	5

Average Number of Days on Market



	0-2 Beds	3 Beds	4 Beds	5+ Beds
Aug 2018	34	25	32	0
Aug 2017	10	39	27	22



[JMWGroup@Windermere.com](mailto:JMWGroup@Windermere.com)

Seattle | Kirkland | [windermere-pm.com](http://windermere-pm.com) | 206.621.2037