

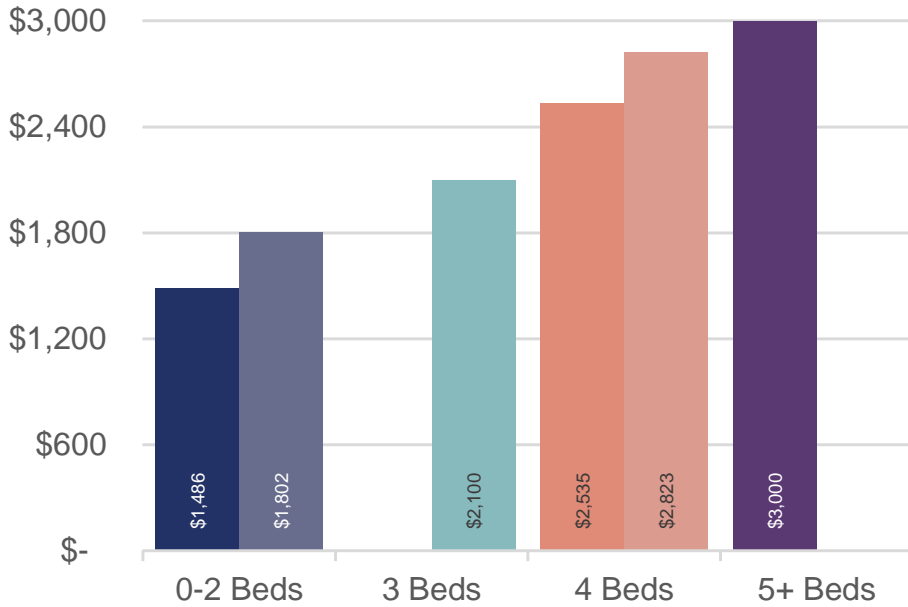


350  
Renton/Highlands

# EASTSIDE




SEPTEMBER 2018 | NWMLS Monthly Rental Data



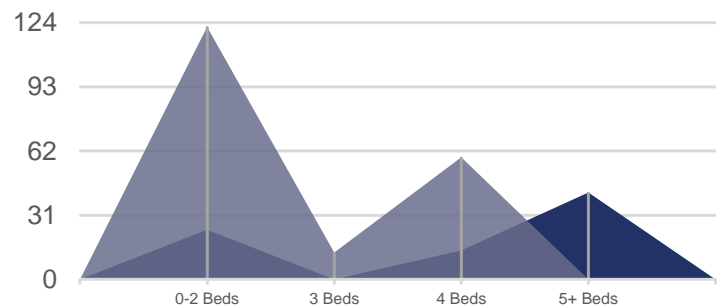
Average Rental Price

Bedrooms	Sep 2018	Sep 2017	Change
0-2	\$1,486	\$1,802	-18%
3	\$-	\$2,100	n/a
4	\$2,535	\$2,823	-10%
5+	\$3,000	\$-	n/a

Number of Units Rented



Average Number of Days on Market



	0-2 Beds	3 Beds	4 Beds	5+ Beds
Sep 2018	4	0	4	1
Sep 2017	2	1	2	0

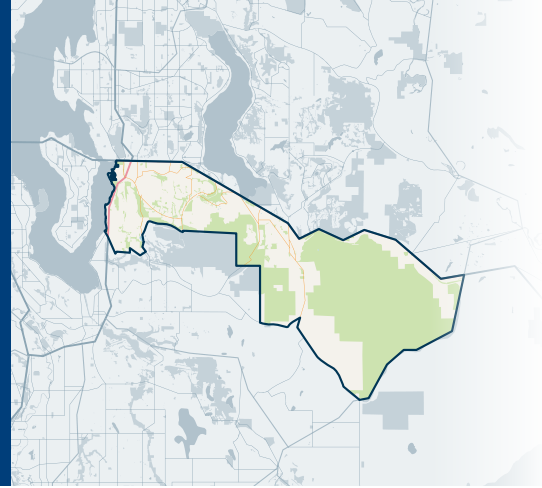
	0-2 Beds	3 Beds	4 Beds	5+ Beds
Sep 2018	24	0	14	42
Sep 2017	122	13	59	0



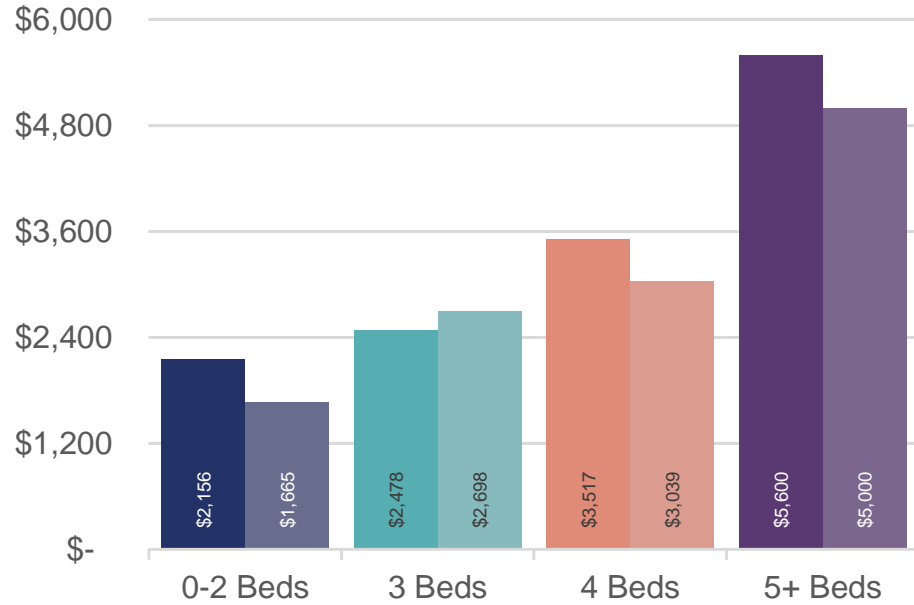
# 500

East Side/South of I-90

# EASTSIDE




SEPTEMBER 2018 | NWMLS Monthly Rental Data



Average Rental Price

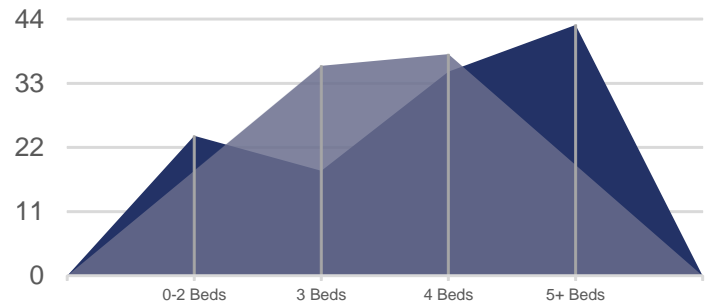
Bedrooms	Sep 2018	Sep 2017	Change
0-2	\$2,156	\$1,665	29%
3	\$2,478	\$2,698	-8%
4	\$3,517	\$3,039	16%
5+	\$5,600	\$5,000	12%

Number of Units Rented



	0-2 Beds	3 Beds	4 Beds	5+ Beds
Sep 2018	4	3	3	1
Sep 2017	6	3	5	1

Average Number of Days on Market



	0-2 Beds	3 Beds	4 Beds	5+ Beds
Sep 2018	24	18	35	43
Sep 2017	18	36	38	19



[JMWGroup@Windermere.com](mailto:JMWGroup@Windermere.com)

Seattle | Kirkland | [windermere-pm.com](http://windermere-pm.com) | 206.621.2037

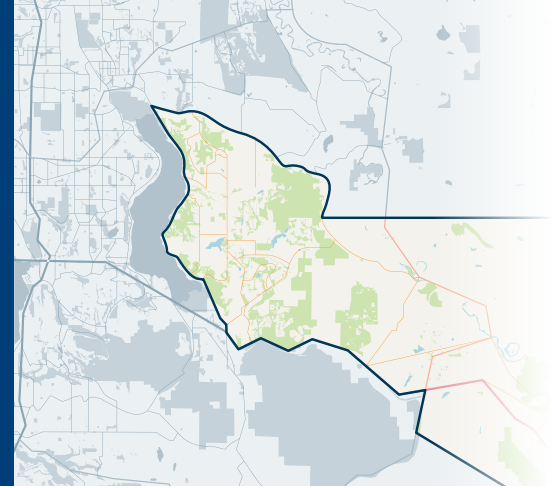


# 540

## East of Lake Sammamish

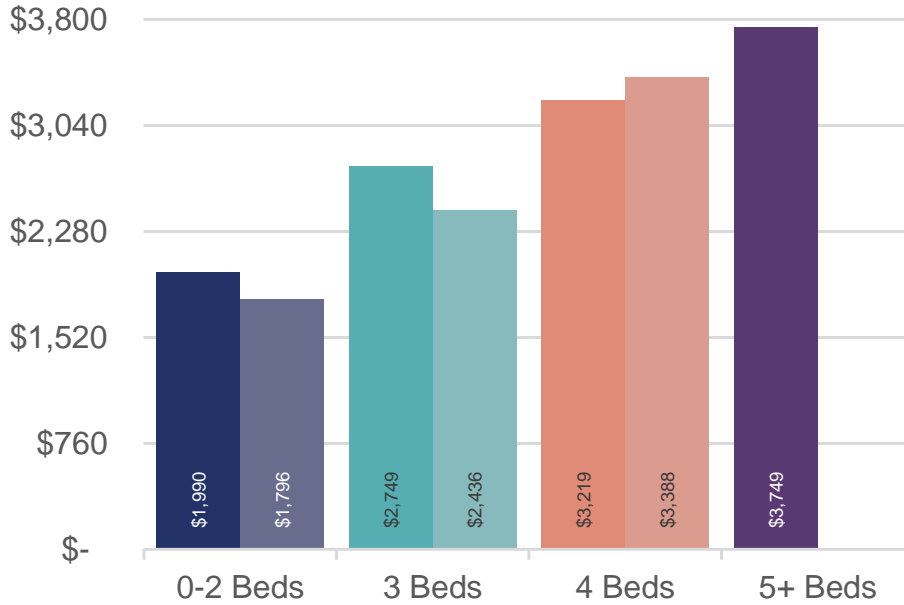
# EASTSIDE

SEPTEMBER 2018 | NWMLS Monthly Rental Data




### Average Rental Price

Bedrooms	Sep 2018	Sep 2017	Change
0-2	\$1,990	\$1,796	11%
3	\$2,749	\$2,436	13%
4	\$3,219	\$3,388	-5%
5+	\$3,749	\$-	n/a

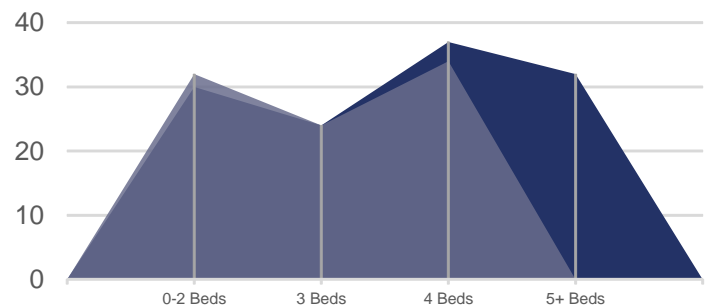


### Number of Units Rented



	0-2 Beds	3 Beds	4 Beds	5+ Beds
Sep 2018	6	4	12	4
Sep 2017	6	6	9	0

### Average Number of Days on Market



	0-2 Beds	3 Beds	4 Beds	5+ Beds
Sep 2018	30	24	37	32
Sep 2017	32	24	34	0



[JMWGroup@Windermere.com](mailto:JMWGroup@Windermere.com)

Seattle | Kirkland | [windermere-pm.com](http://windermere-pm.com) | 206.621.2037