

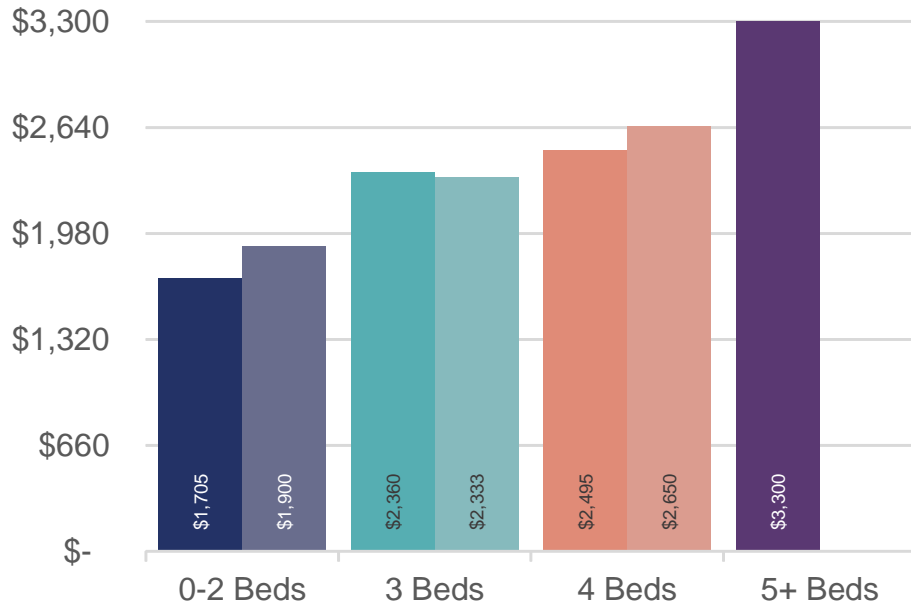
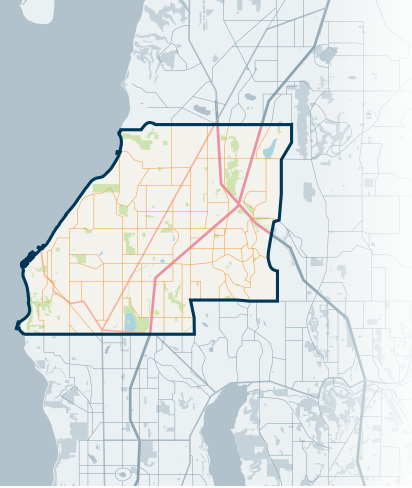


# 730

## Southwest Snohomish

# NORTH OF SEATTLE


JUNE 2018 | NWMLS Monthly Rental Data



Average Rental Price

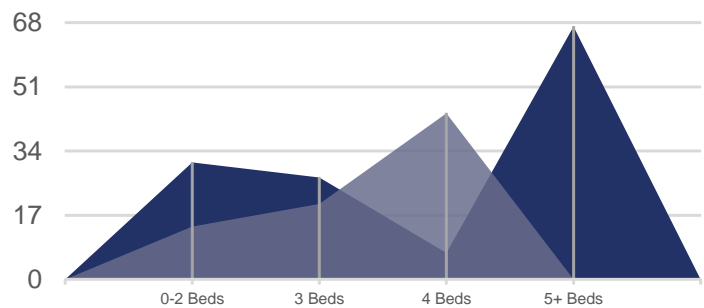
Bedrooms	Jun 2018	Jun 2017	Change
0-2	\$1,705	\$1,900	-10%
3	\$2,360	\$2,333	1%
4	\$2,495	\$2,650	-6%
5+	\$3,300	\$-	n/a

Number of Units Rented



	0-2 Beds	3 Beds	4 Beds	5+ Beds
Jun 2018	5	7	1	1
Jun 2017	1	3	1	0

Average Number of Days on Market



	0-2 Beds	3 Beds	4 Beds	5+ Beds
Jun 2018	31	27	7	67
Jun 2017	14	20	44	0

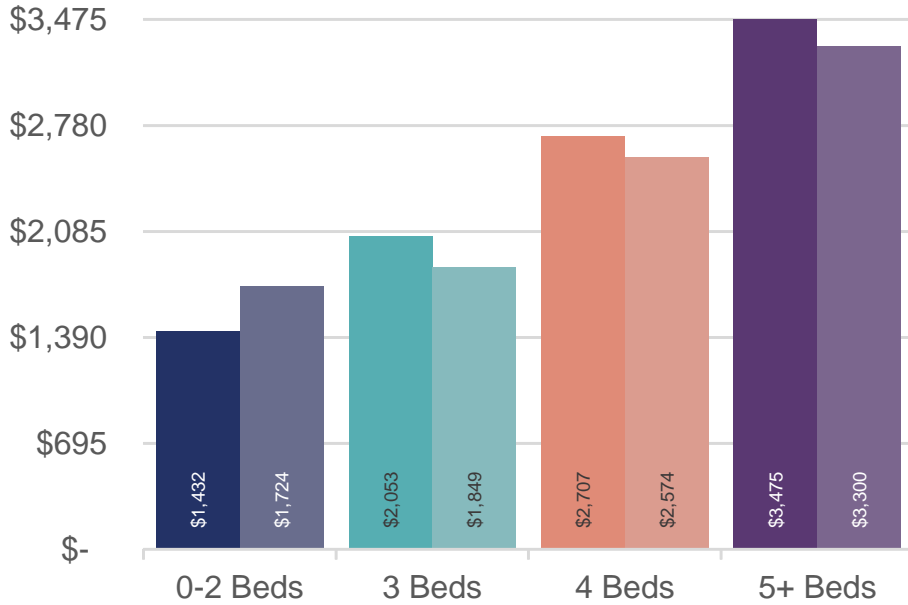
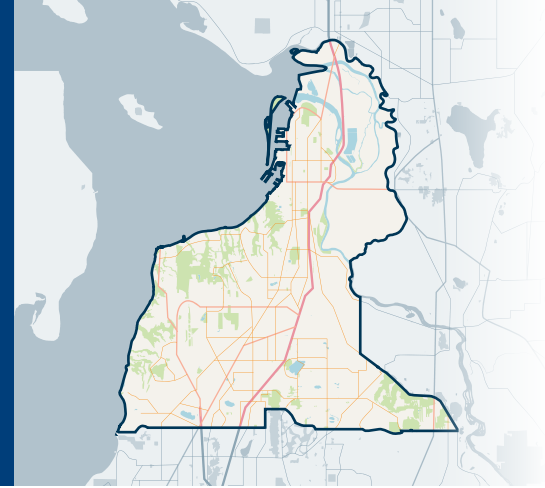


[JMWGroup@Windermere.com](mailto:JMWGroup@Windermere.com)

Seattle | Kirkland | [windermere-pm.com](http://windermere-pm.com) | 206.621.2037

# NORTH OF SEATTLE


JUNE 2018 | NWMLS Monthly Rental Data



Average Rental Price

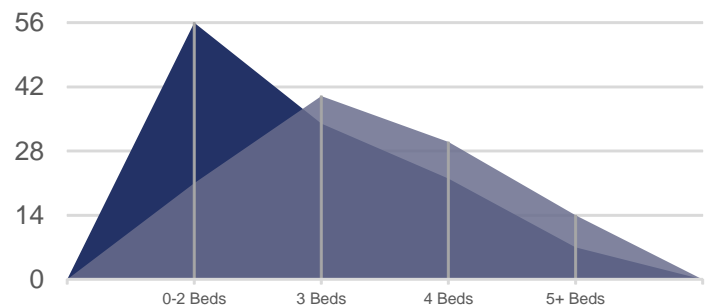
Bedrooms	Jun 2018	Jun 2017	Change
0-2	\$1,432	\$1,724	-17%
3	\$2,053	\$1,849	11%
4	\$2,707	\$2,574	5%
5+	\$3,475	\$3,300	5%

Number of Units Rented



	0-2 Beds	3 Beds	4 Beds	5+ Beds
Jun 2018	13	14	6	2
Jun 2017	6	4	4	1

Average Number of Days on Market



	0-2 Beds	3 Beds	4 Beds	5+ Beds
Jun 2018	56	34	22	7
Jun 2017	21	40	30	14