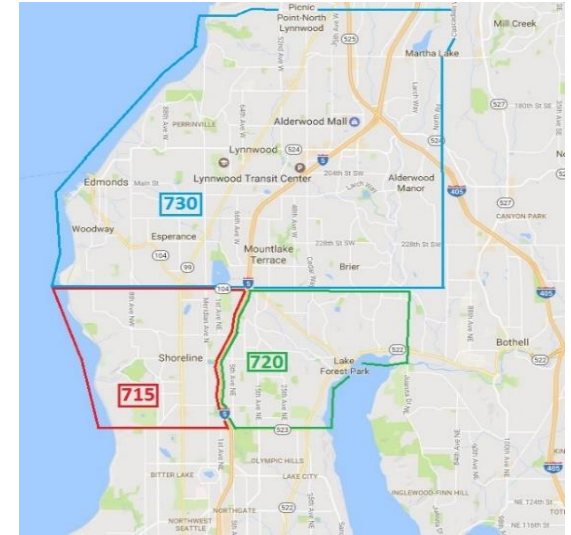


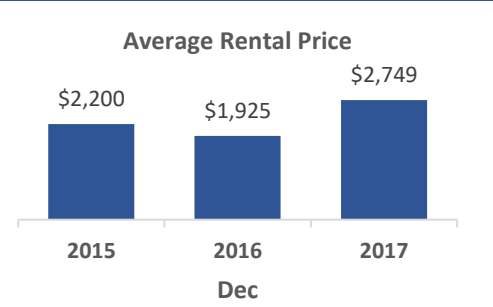


JMW Group
 206-621-2037 | 425-213-1300
www.windermere-pm.withwre.com



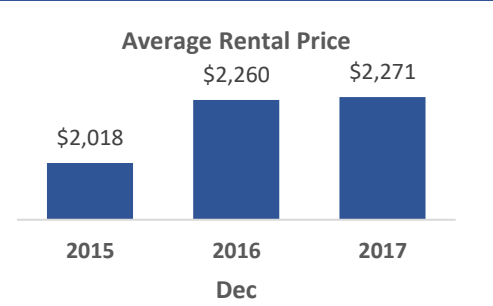
MLS Area: 715-720 Rich. Beach/Shoreline, LF Park **Year Over Year Comparison**

2017	Jan	Feb	Mar	Apr	May	Jun	Jul	Aug	Sep	Oct	Nov	Dec
Average Rental Price	\$2,900	\$2,408	\$2,148	\$1,911	\$2,700	\$2,750	\$2,209	\$2,124	\$2,346	\$2,368	\$2,548	\$2,749
Average Price Per Sq Ft	\$1.01	\$1.36	\$1.23	\$1.34	\$1.42	\$1.60	\$1.86	\$1.31	\$1.28	\$1.54	\$1.25	\$1.11
Average Sq Ft	2,885	1,774	1,751	1,423	1,906	1,717	1,189	1,616	1,836	1,540	2,042	2,472
Total Rented	1	9	6	8	3	3	8	6	8	8	5	5
Average Days on Market	47	20	14	16	25	16	19	23	35	51	33	75



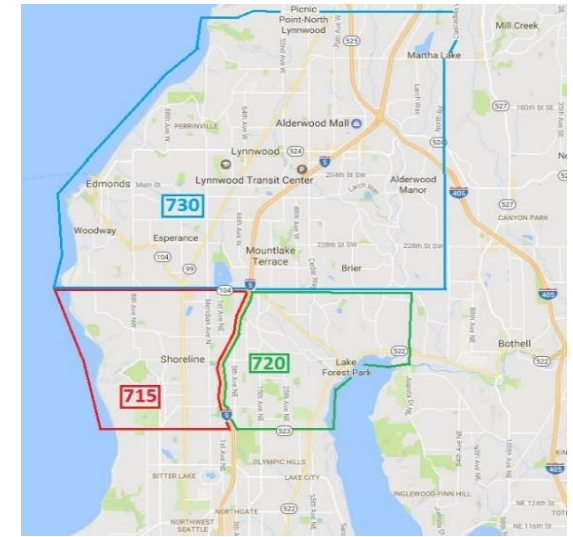
MLS Area: 730 Southwest Snohomish **Year Over Year Comparison**

2017	Jan	Feb	Mar	Apr	May	Jun	Jul	Aug	Sep	Oct	Nov	Dec
Average Rental Price	\$2,302	\$2,318	\$2,246	\$2,089	\$2,053	\$2,263	\$2,248	\$2,219	\$2,219	\$2,095	\$2,711	\$2,271
Average Price Per Sq Ft	\$1.53	\$1.24	\$1.55	\$1.21	\$1.53	\$1.38	\$1.48	\$1.56	\$1.33	\$1.25	\$1.33	\$1.24
Average Sq Ft	1,502	1,865	1,445	1,728	1,346	1,642	1,514	1,419	1,663	1,678	2,034	1,838
Total Rented	13	12	14	15	13	4	15	13	16	14	15	20
Average Days on Market	34	31	30	25	16	23	15	24	30	34	38	37





JMW Group
 206-621-2037 | 425-213-1300
www.windermere-pm.withwre.com



MLS Area: Combined Area Totals **Year Over Year Comparison**

2017	Jan	Feb	Mar	Apr	May	Jun	Jul	Aug	Sep	Oct	Nov	Dec
Average Rental Price	\$2,601	\$2,363	\$2,197	\$2,000	\$2,377	\$2,507	\$2,229	\$2,172	\$2,283	\$2,232	\$2,630	\$2,510
Average Price Per Sq Ft	\$1.19	\$1.30	\$1.37	\$1.27	\$1.46	\$1.49	\$1.65	\$1.43	\$1.30	\$1.39	\$1.29	\$1.16
Average Sq Ft	2,194	1,820	1,598	1,576	1,626	1,680	1,352	1,518	1,750	1,609	2,038	2,155
Total Rented	14	21	20	23	16	7	23	19	24	22	20	25
Average Days on Market	41	26	22	21	21	20	17	24	33	43	36	56

