

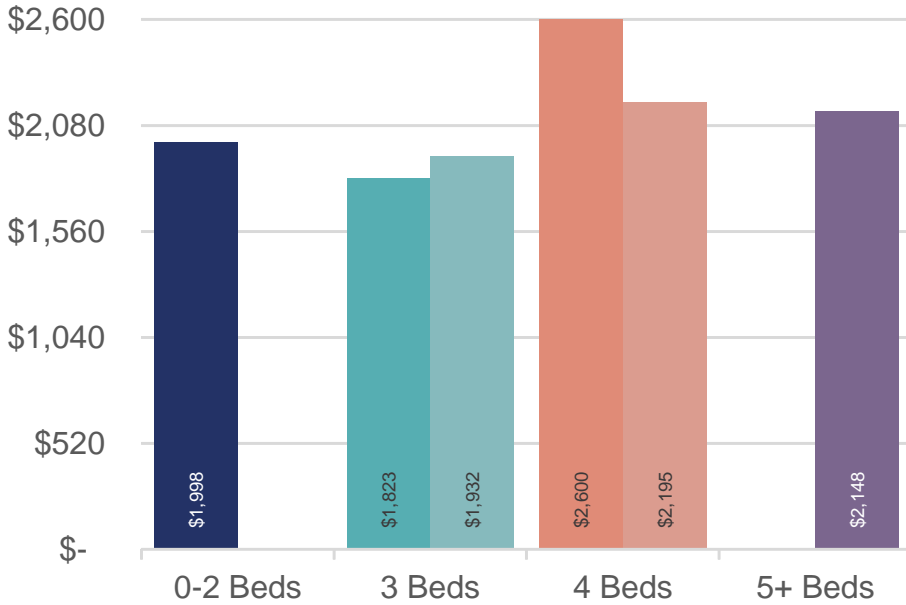
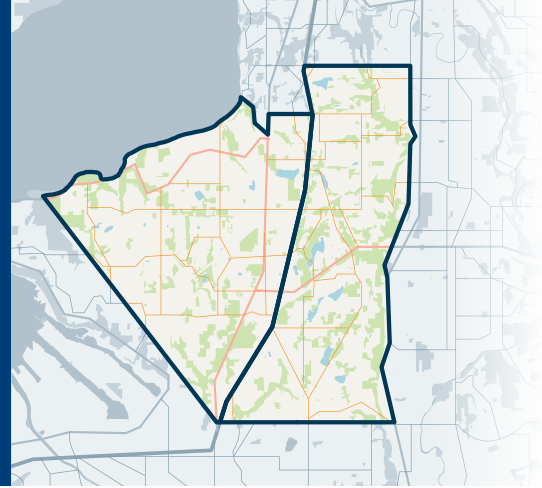


# 100&110

Jovita/Federal Way

# SOUTH OF SEATTLE

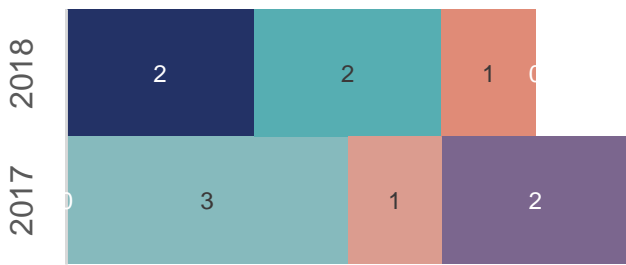
OCTOBER 2018 | NWMLS Monthly Rental Data



Average Rental Price

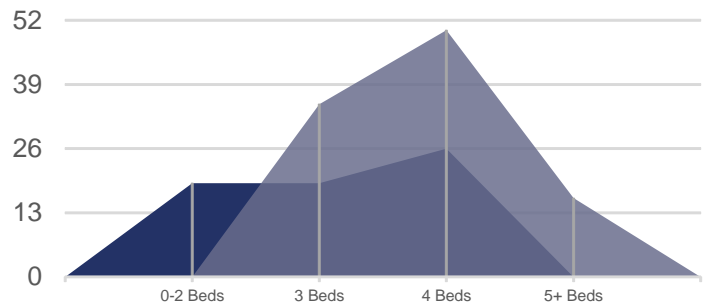
Bedrooms	Oct 2018	Oct 2017	Change
0-2	\$1,998	\$-	n/a
3	\$1,823	\$1,932	-6%
4	\$2,600	\$2,195	18%
5+	\$-	\$2,148	n/a

Number of Units Rented



	0-2 Beds	3 Beds	4 Beds	5+ Beds
Oct 2018	2	2	1	0
Oct 2017	0	3	1	2

Average Number of Days on Market



	0-2 Beds	3 Beds	4 Beds	5+ Beds
Oct 2018	19	19	26	0
Oct 2017	0	35	50	16

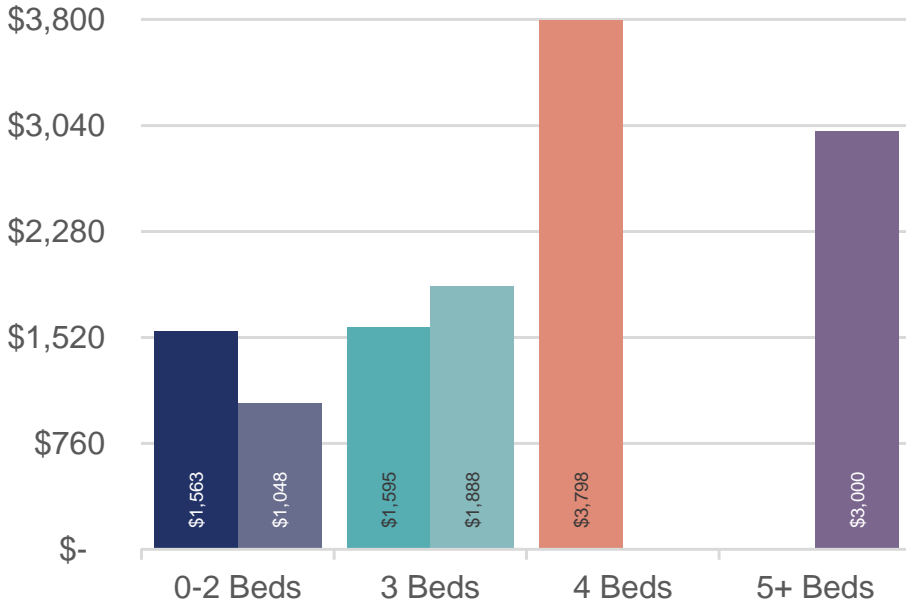
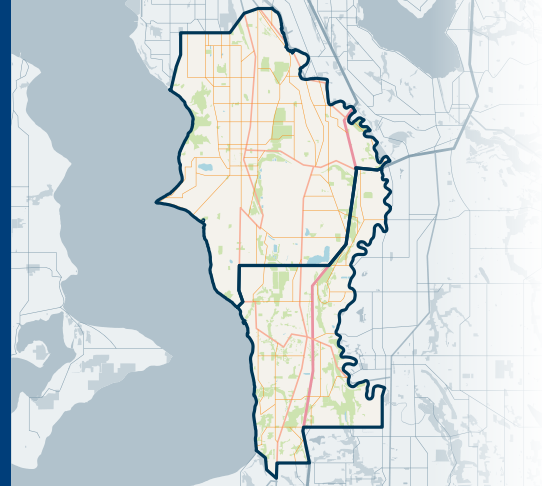


# 120&130

Des Moines/Redondo & Burien/Normandy

# SOUTH OF SEATTLE

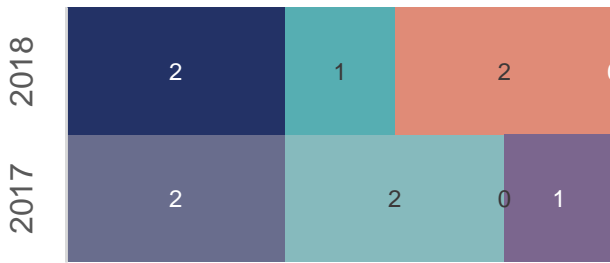
OCTOBER 2018 | NWMLS Monthly Rental Data



Average Rental Price

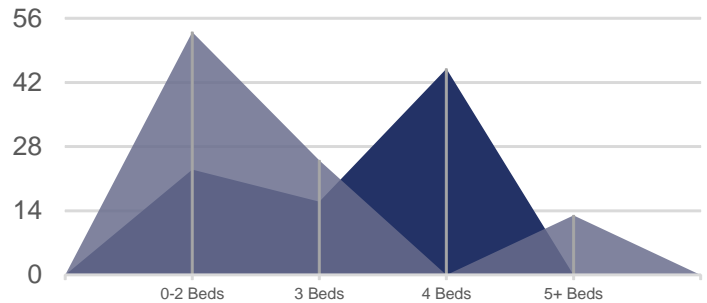
Bedrooms	Oct 2018	Oct 2017	Change
0-2	\$1,563	\$1,048	49%
3	\$1,595	\$1,888	-16%
4	\$3,798	\$-	n/a
5+	\$-	\$3,000	n/a

Number of Units Rented



	0-2 Beds	3 Beds	4 Beds	5+ Beds
Oct 2018	2	1	2	0
Oct 2017	2	2	0	1

Average Number of Days on Market



	0-2 Beds	3 Beds	4 Beds	5+ Beds
Oct 2018	23	16	45	0
Oct 2017	53	25	0	13

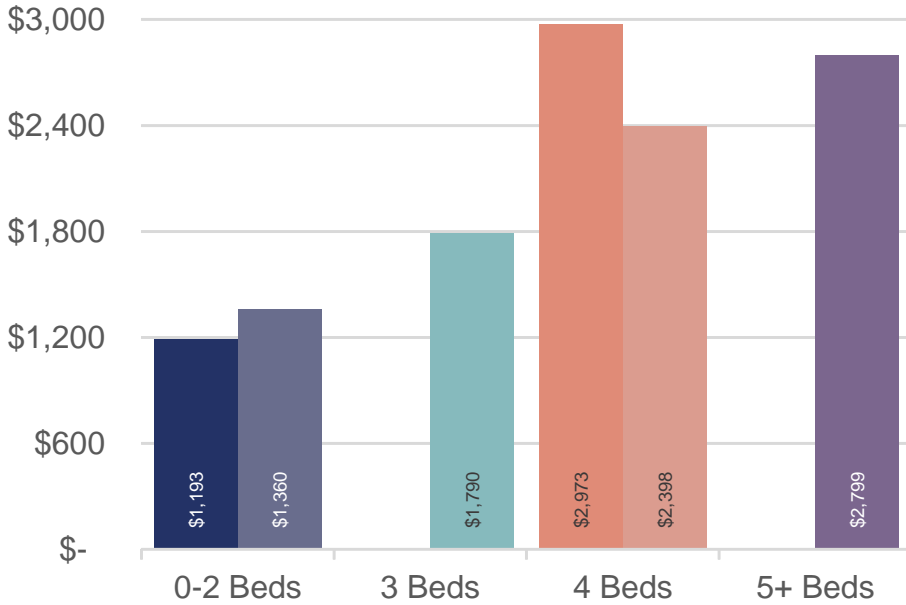
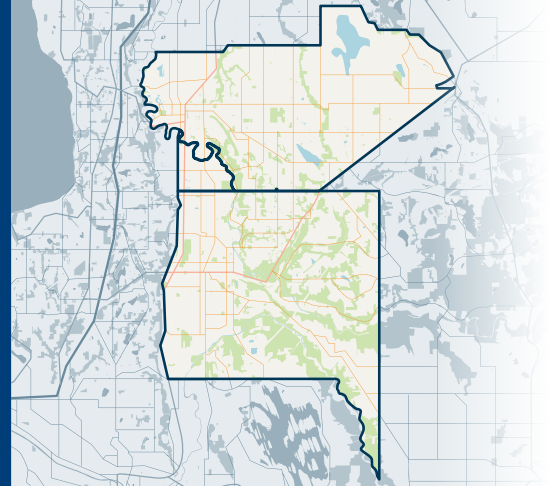


# 310&330

Auburn & Kent

# SOUTH OF SEATTLE


OCTOBER 2018 | NWMLS Monthly Rental Data



Average Rental Price

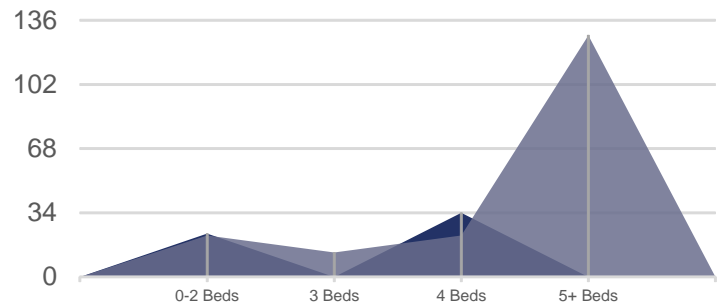
Bedrooms	Oct 2018	Oct 2017	Change
0-2	\$1,193	\$1,360	-12%
3	\$-	\$1,790	n/a
4	\$2,973	\$2,398	24%
5+	\$-	\$2,799	n/a

Number of Units Rented



	0-2 Beds	3 Beds	4 Beds	5+ Beds
Oct 2018	4	0	4	0
Oct 2017	4	3	3	1

Average Number of Days on Market



	0-2 Beds	3 Beds	4 Beds	5+ Beds
Oct 2018	23	0	34	0
Oct 2017	22	13	22	128



[JMWGroup@Windermere.com](mailto:JMWGroup@Windermere.com)

Seattle | Kirkland | [windermere-pm.com](http://windermere-pm.com) | 206.621.2037

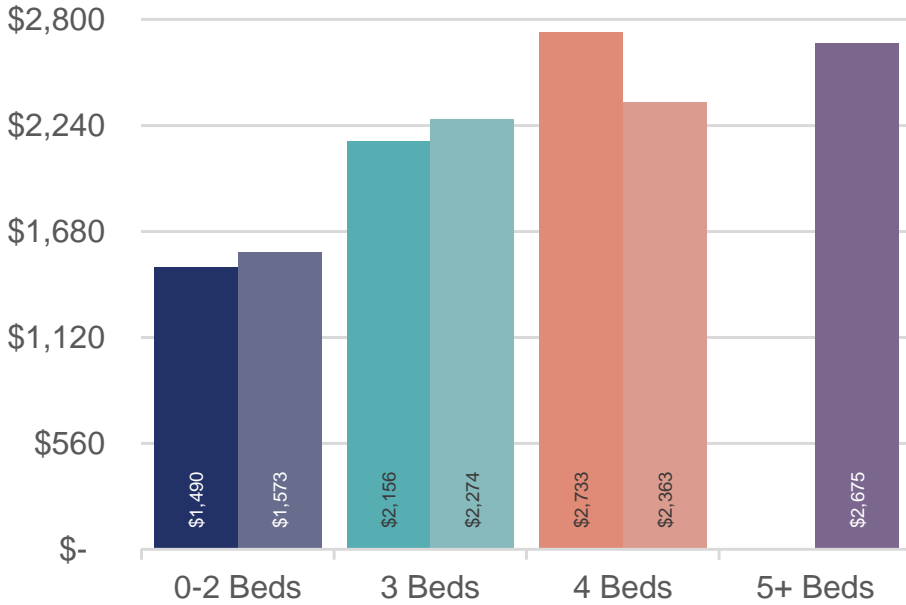
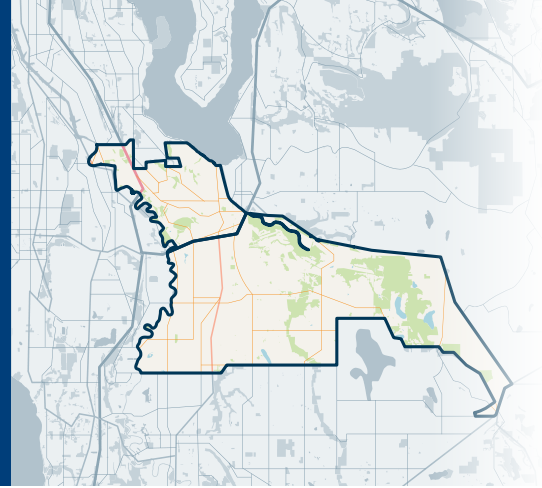


# 340&360

Renton/Skyway Area

# SOUTH OF SEATTLE


OCTOBER 2018 | NWMLS Monthly Rental Data



Average Rental Price

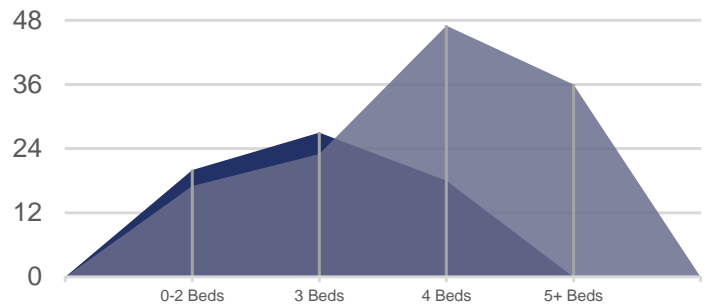
Bedrooms	Oct 2018	Oct 2017	Change
0-2	\$1,490	\$1,573	-5%
3	\$2,156	\$2,274	-5%
4	\$2,733	\$2,363	16%
5+	\$-	\$2,675	n/a

Number of Units Rented



	0-2 Beds	3 Beds	4 Beds	5+ Beds
Oct 2018	3	8	3	0
Oct 2017	2	6	3	1

Average Number of Days on Market



	0-2 Beds	3 Beds	4 Beds	5+ Beds
Oct 2018	20	27	18	0
Oct 2017	17	23	47	36



[JMWGroup@Windermere.com](mailto:JMWGroup@Windermere.com)

Seattle | Kirkland | [windermere-pm.com](http://windermere-pm.com) | 206.621.2037