

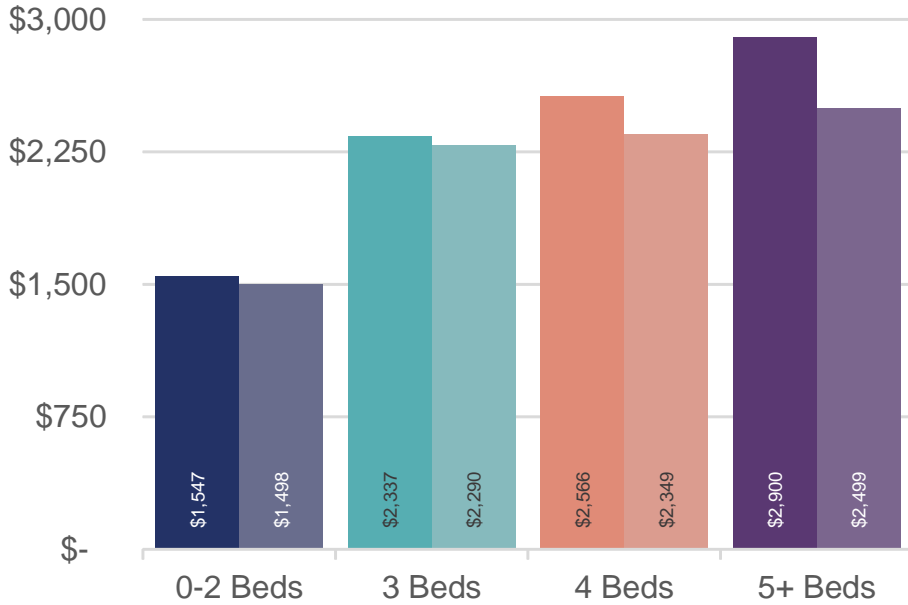
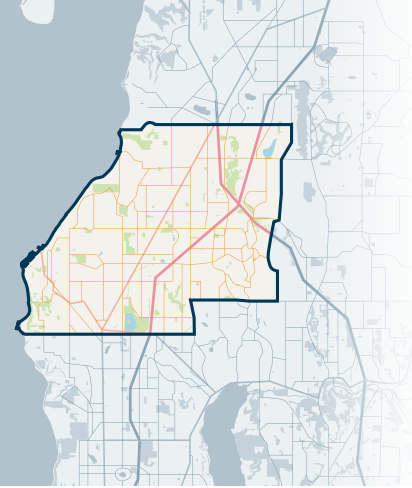


730

Southwest Snohomish

NORTH OF SEATTLE


APRIL 2018 | NWMLS Monthly Rental Data



Average Rental Price

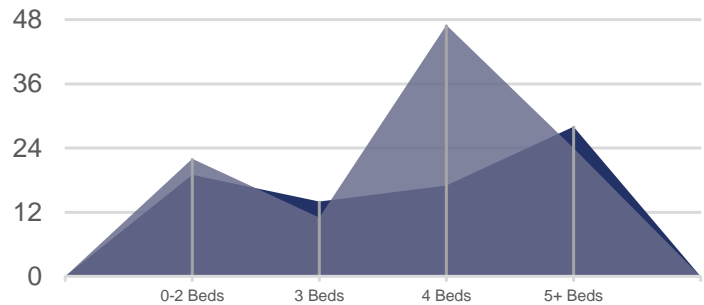
Bedrooms	Apr 2018	Apr 2017	Change
0-2	\$1,547	\$1,498	3%
3	\$2,337	\$2,290	2%
4	\$2,566	\$2,349	9%
5+	\$2,900	\$2,499	16%

Number of Units Rented



	0-2 Beds	3 Beds	4 Beds	5+ Beds
Apr 2018	3	6	6	1
Apr 2017	5	6	4	1

Average Number of Days on Market



	0-2 Beds	3 Beds	4 Beds	5+ Beds
Apr 2018	19	14	17	28
Apr 2017	22	11	47	24

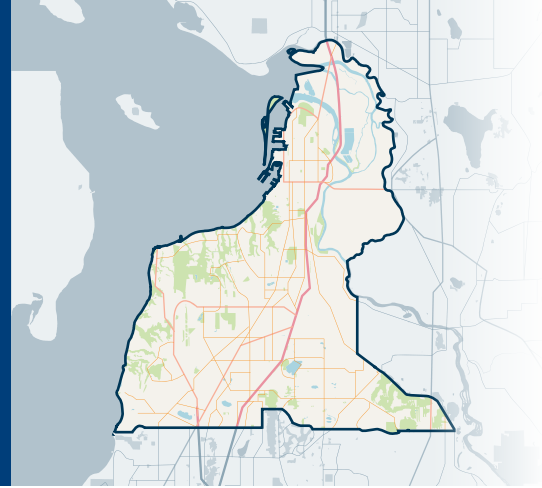


JMWGroup@Windermere.com

Seattle | Kirkland | windermere-pm.com | 206.621.2037

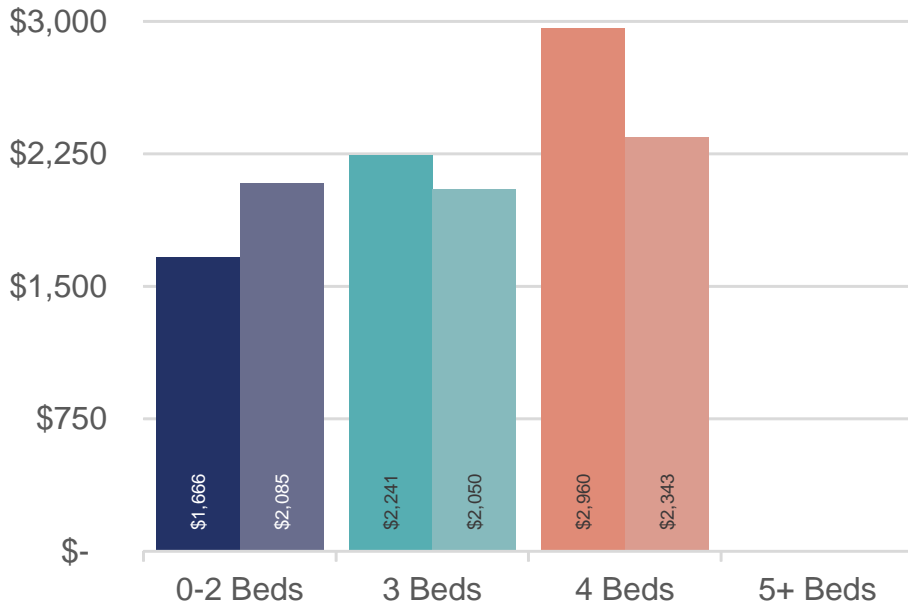


740
Everett/Mukilteo



NORTH OF SEATTLE

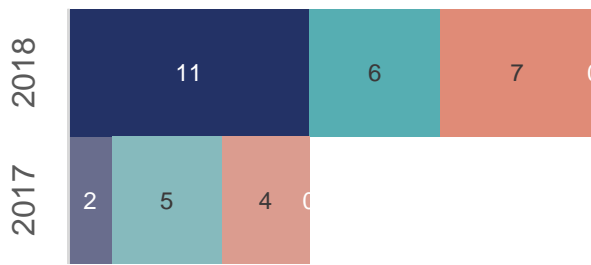
APRIL 2018 | NWMLS Monthly Rental Data



Average Rental Price

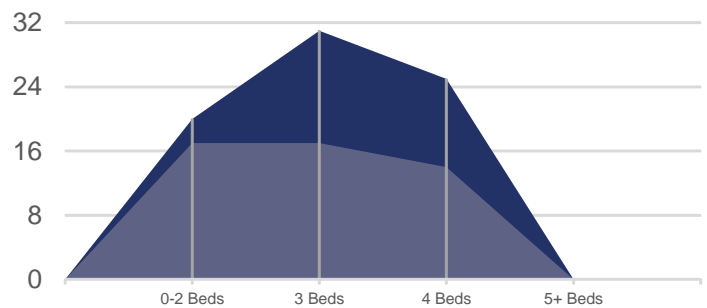
Bedrooms	Apr 2018	Apr 2017	Change
0-2	\$1,666	\$2,085	-20%
3	\$2,241	\$2,050	9%
4	\$2,960	\$2,343	26%
5+	\$-	\$-	n/a

Number of Units Rented



	0-2 Beds	3 Beds	4 Beds	5+ Beds
Apr 2018	11	6	7	0
Apr 2017	2	5	4	0

Average Number of Days on Market



	0-2 Beds	3 Beds	4 Beds	5+ Beds
Apr 2018	20	31	25	0
Apr 2017	17	17	14	0



JMWGroup@Windermere.com

Seattle | Kirkland | windermere-pm.com | 206.621.2037