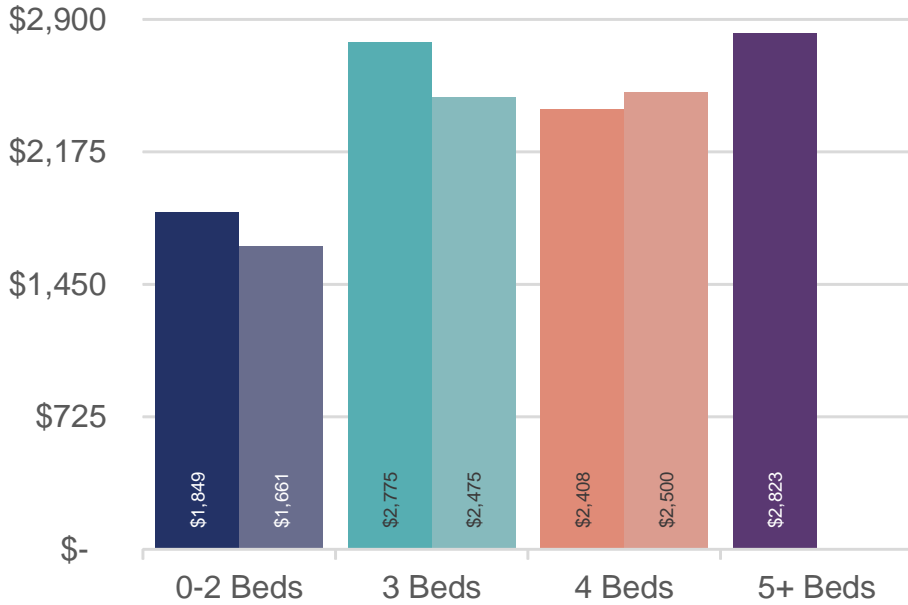
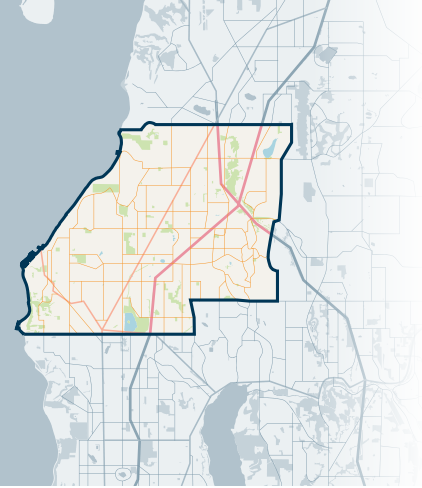


NORTH OF SEATTLE

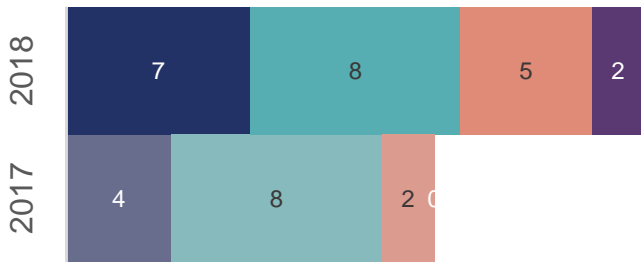
MARCH 2018 | NWMLS Monthly Rental Data



Average Rental Price

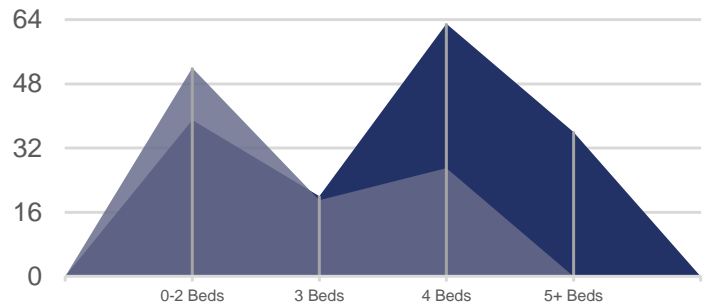
Bedrooms	Mar 2018	Mar 2017	Change
0-2	\$1,849	\$1,661	11%
3	\$2,775	\$2,475	12%
4	\$2,408	\$2,500	-4%
5+	\$2,823	\$-	n/a

Number of Units Rented



	0-2 Beds	3 Beds	4 Beds	5+ Beds
Mar 2018	7	8	5	2
Mar 2017	4	8	2	0

Average Number of Days on Market



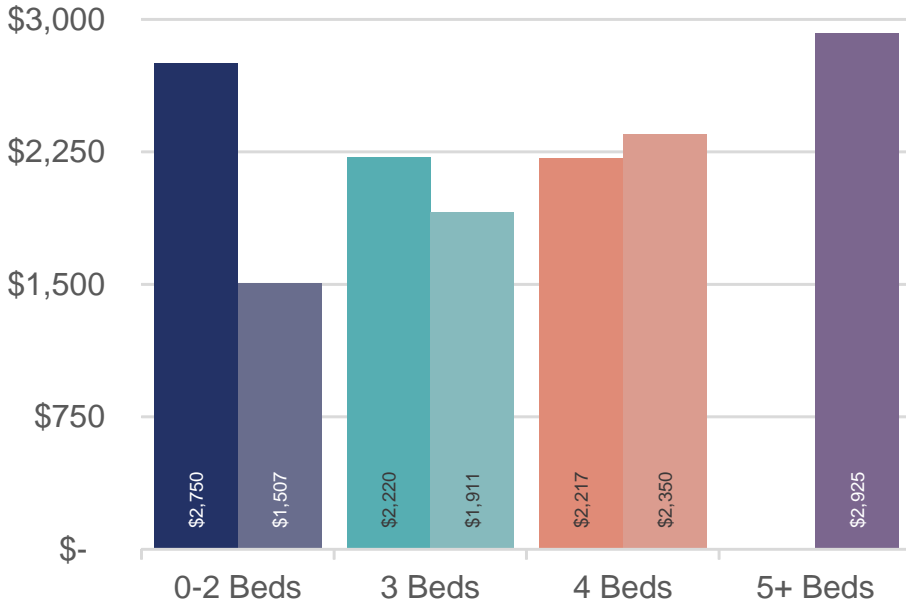
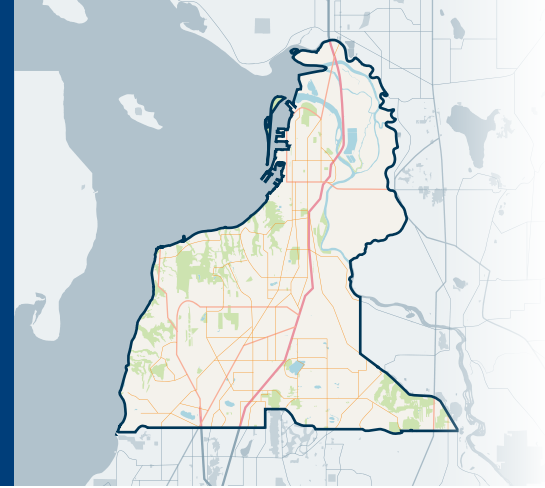
	0-2 Beds	3 Beds	4 Beds	5+ Beds
Mar 2018	39	20	63	36
Mar 2017	52	19	27	0



740
Everett/Mukilteo

NORTH OF SEATTLE


MARCH 2018 | NWMLS Monthly Rental Data



Average Rental Price

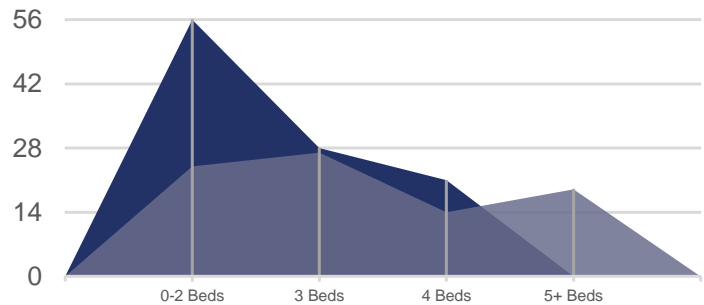
Bedrooms	Mar 2018	Mar 2017	Change
0-2	\$2,750	\$1,507	82%
3	\$2,220	\$1,911	16%
4	\$2,217	\$2,350	-6%
5+	\$-	\$2,925	n/a

Number of Units Rented



	0-2 Beds	3 Beds	4 Beds	5+ Beds
Mar 2018	12	14	3	0
Mar 2017	12	11	3	2

Average Number of Days on Market



	0-2 Beds	3 Beds	4 Beds	5+ Beds
Mar 2018	56	28	21	0
Mar 2017	24	27	14	19