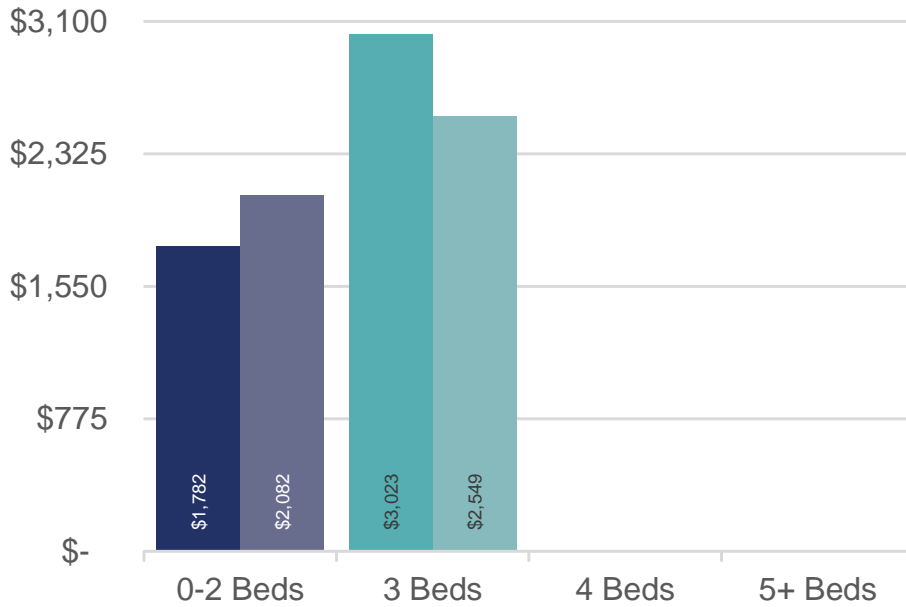
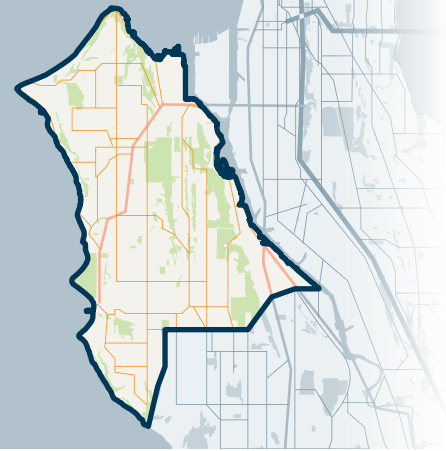


SEATTLE METRO


APRIL 2018 | NWMLS Monthly Rental Data



Average Rental Price

Bedrooms	Apr 2018	Apr 2017	Change
0-2	\$1,782	\$2,082	-14%
3	\$3,023	\$2,549	19%
4	\$-	\$-	n/a
5+	\$-	\$-	n/a

Number of Units Rented



	0-2 Beds	3 Beds	4 Beds	5+ Beds
Apr 2018	5	4	0	0
Apr 2017	3	5	0	0

Average Number of Days on Market



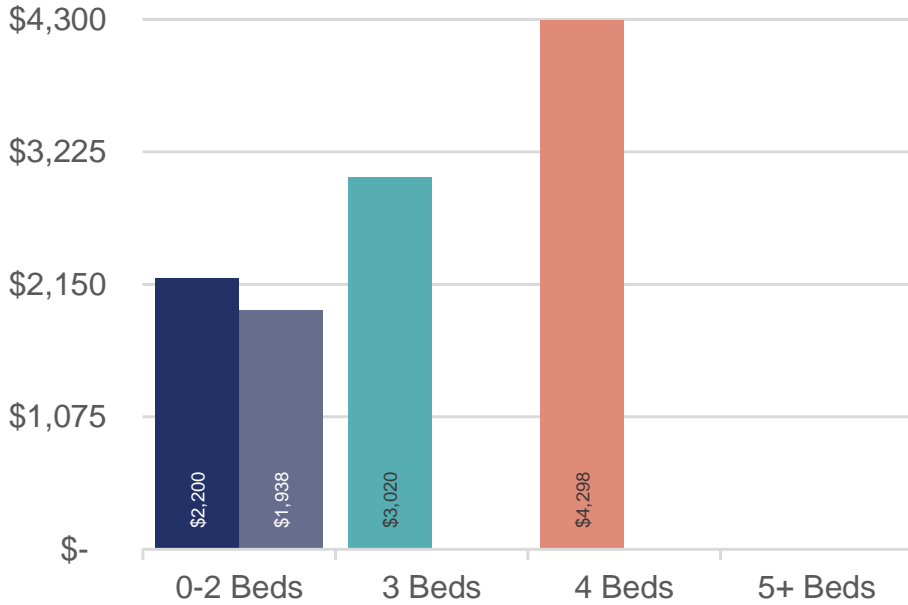
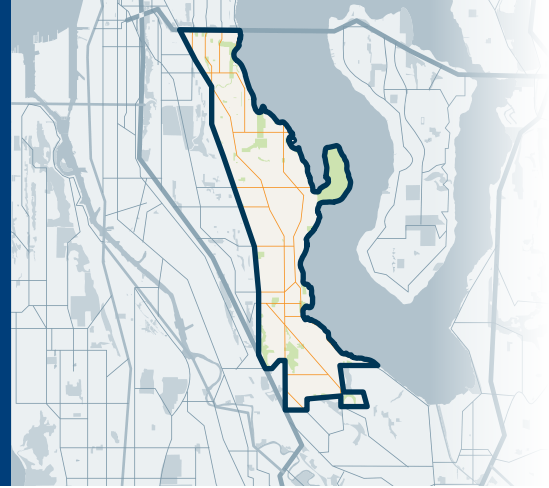
	0-2 Beds	3 Beds	4 Beds	5+ Beds
Apr 2018	18	20	0	0
Apr 2017	16	33	0	0



380
Southeast Seattle

SEATTLE METRO

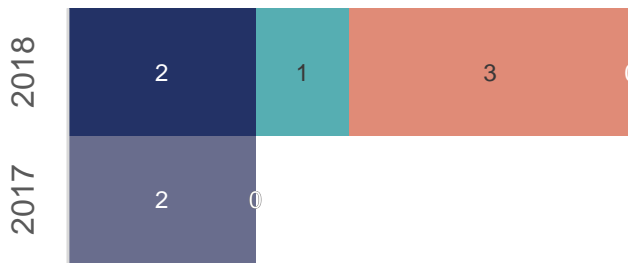
APRIL 2018 | NWMLS Monthly Rental Data



Average Rental Price

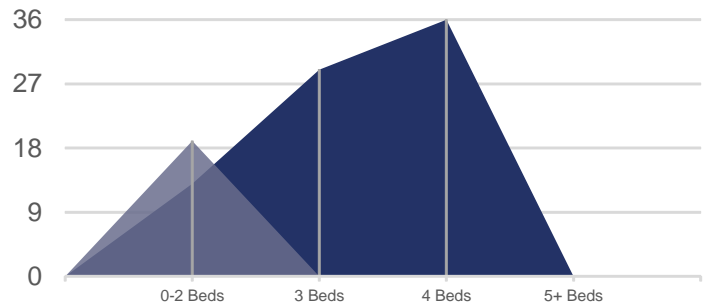
Bedrooms	Apr 2018	Apr 2017	Change
0-2	\$2,200	\$1,938	14%
3	\$3,020	\$-	n/a
4	\$4,298	\$-	n/a
5+	\$-	\$-	n/a

Number of Units Rented



	0-2 Beds	3 Beds	4 Beds	5+ Beds
Apr 2018	2	1	3	0
Apr 2017	2	0	0	0

Average Number of Days on Market



	0-2 Beds	3 Beds	4 Beds	5+ Beds
Apr 2018	13	29	36	0
Apr 2017	19	0	0	0



JMWGroup@Windermere.com

Seattle | Kirkland | windermere-pm.com | 206.621.2037