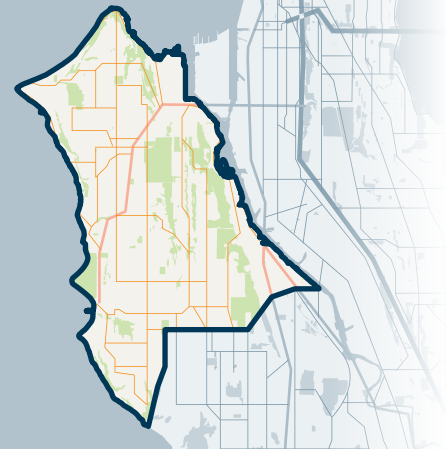




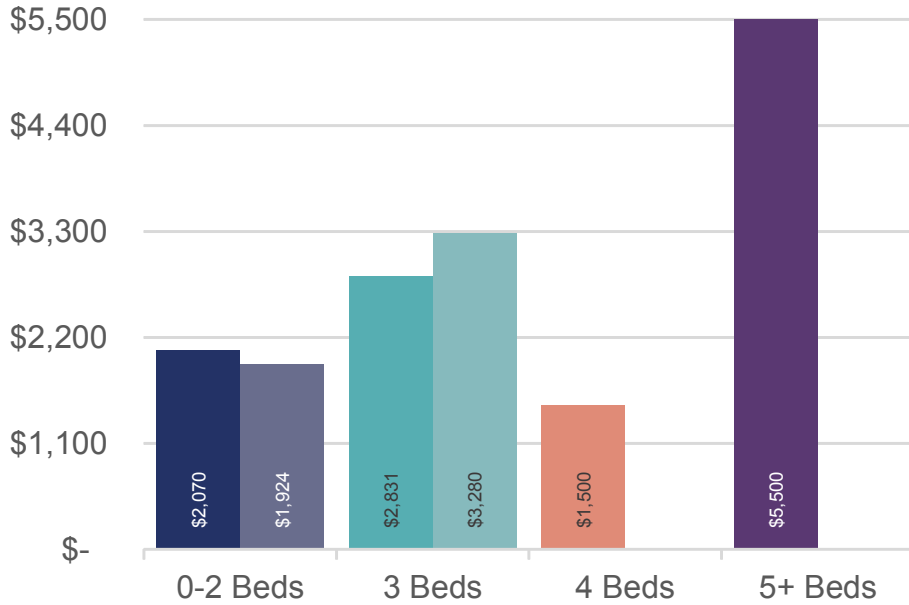
140
West Seattle



SEATTLE METRO


JULY 2018 | NWMLS Monthly Rental Data

Average Rental Price



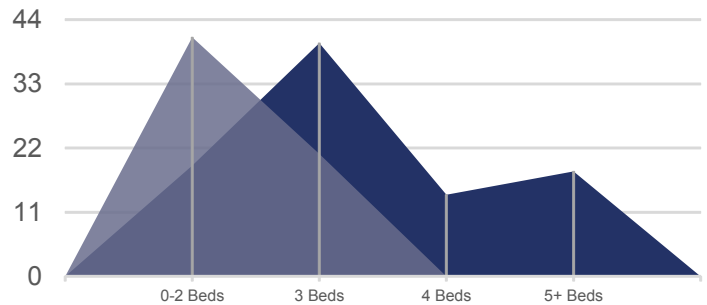
Bedrooms	Jul 2018	Jul 2017	Change
0-2	\$2,070	\$1,924	8%
3	\$2,831	\$3,280	-14%
4	\$1,500	\$-	n/a
5+	\$5,500	\$-	n/a

Number of Units Rented



	0-2 Beds	3 Beds	4 Beds	5+ Beds
Jul 2018	6	4	1	1
Jul 2017	4	4	0	0

Average Number of Days on Market



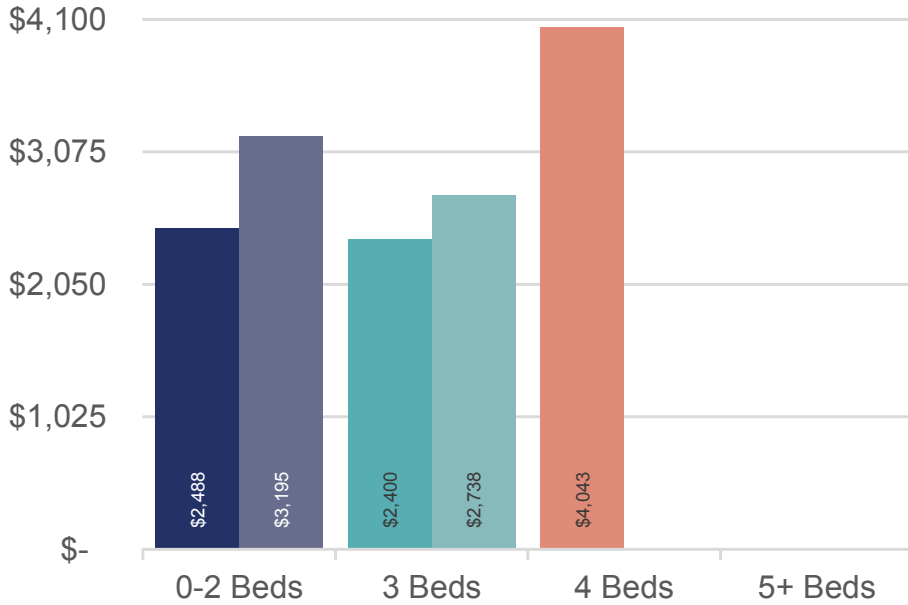
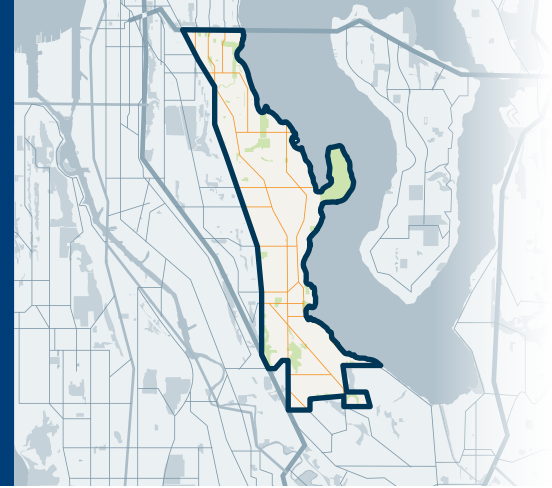
	0-2 Beds	3 Beds	4 Beds	5+ Beds
Jul 2018	19	40	14	18
Jul 2017	41	21	0	0



380
Southeast Seattle

SEATTLE METRO

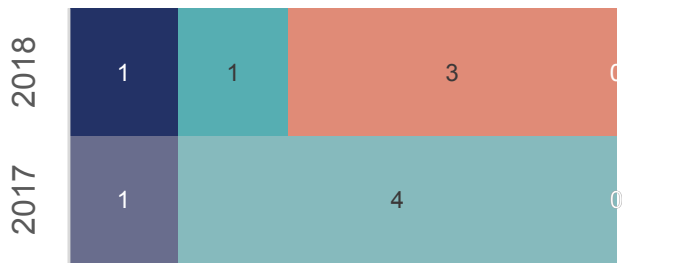
JULY 2018 | NWMLS Monthly Rental Data



Average Rental Price

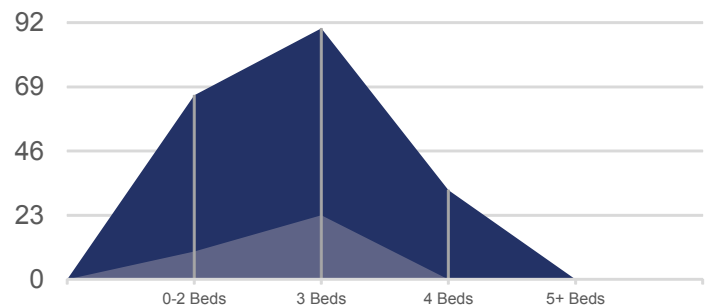
Bedrooms	Jul 2018	Jul 2017	Change
0-2	\$2,488	\$3,195	-22%
3	\$2,400	\$2,738	-12%
4	\$4,043	\$-	n/a
5+	\$-	\$-	n/a

Number of Units Rented



	0-2 Beds	3 Beds	4 Beds	5+ Beds
Jul 2018	1	1	3	0
Jul 2017	1	4	0	0

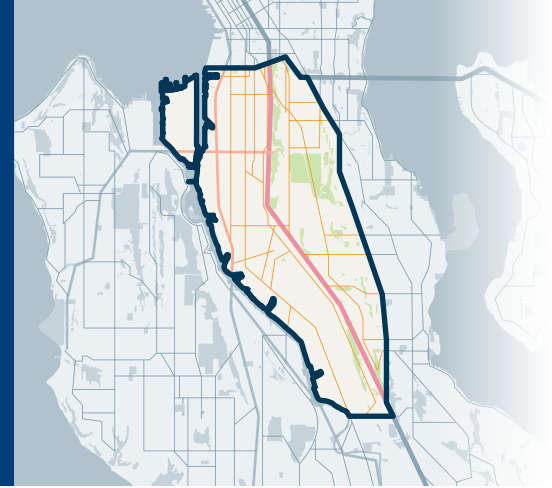
Average Number of Days on Market



	0-2 Beds	3 Beds	4 Beds	5+ Beds
Jul 2018	66	90	32	0
Jul 2017	10	23	0	0

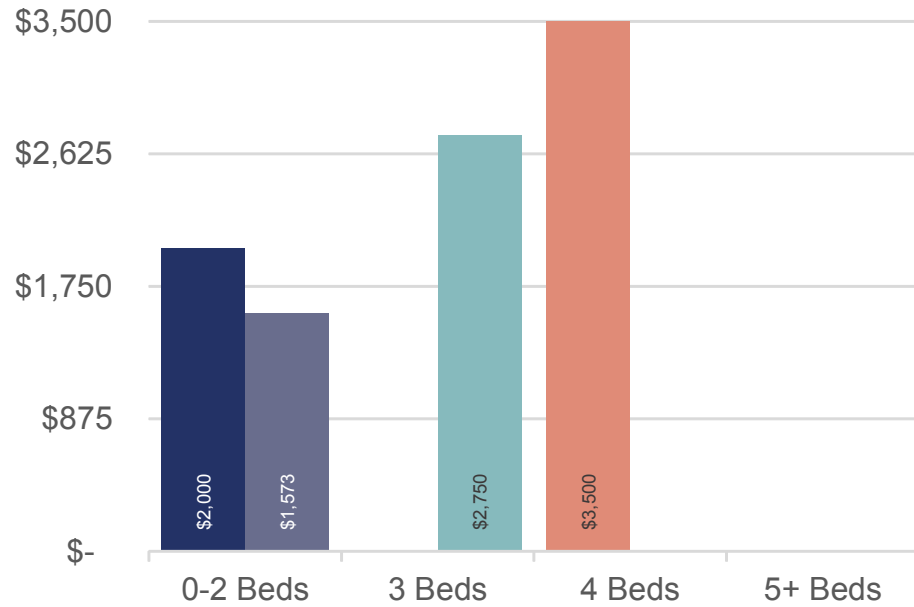


385
SODO/Beacon Hill



SEATTLE METRO

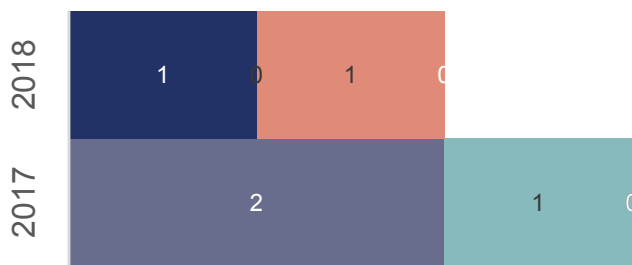
JULY 2018 | NWMLS Monthly Rental Data



Average Rental Price

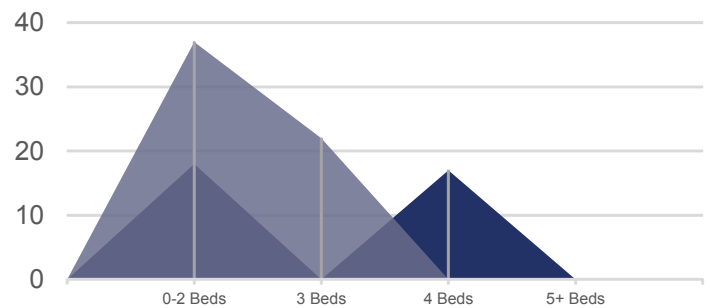
Bedrooms	Jul 2018	Jul 2017	Change
0-2	\$2,000	\$1,573	27%
3	\$-	\$2,750	n/a
4	\$3,500	\$-	n/a
5+	\$-	\$-	n/a

Number of Units Rented



	0-2 Beds	3 Beds	4 Beds	5+ Beds
Jul 2018	1	0	1	0
Jul 2017	2	1	0	0

Average Number of Days on Market



	0-2 Beds	3 Beds	4 Beds	5+ Beds
Jul 2018	18	0	17	0
Jul 2017	37	22	0	0



JMWGroup@Windermere.com

Seattle | Kirkland | windermere-pm.com | 206.621.2037