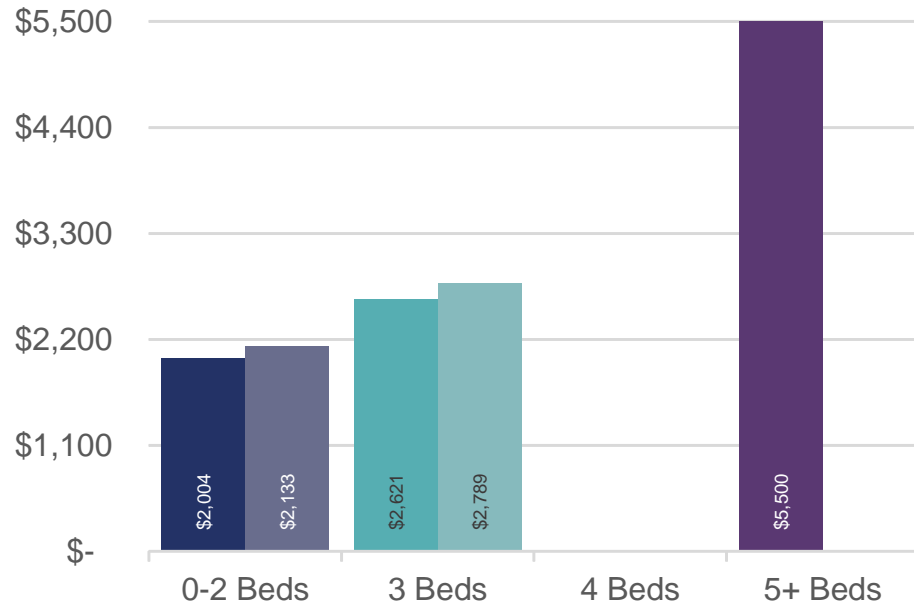
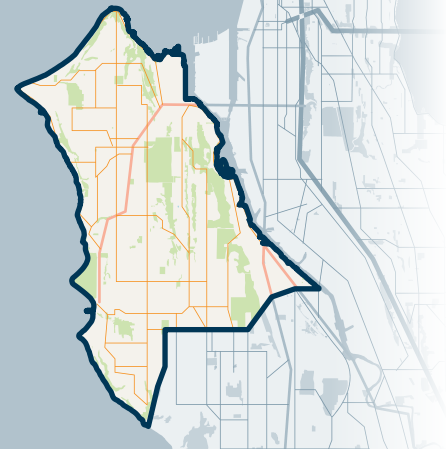


# SEATTLE METRO


JUNE 2018 | NWMLS Monthly Rental Data



Average Rental Price

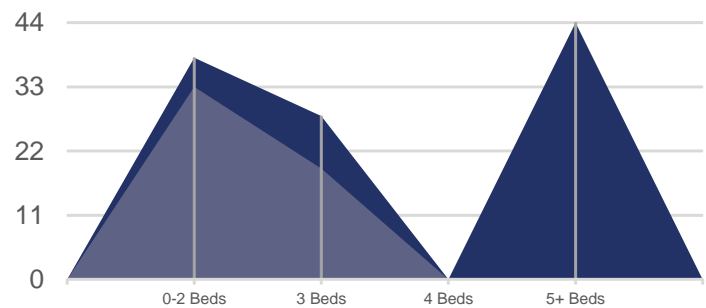
Bedrooms	Jun 2018	Jun 2017	Change
0-2	\$2,004	\$2,133	-6%
3	\$2,621	\$2,789	-6%
4	\$-	\$-	n/a
5+	\$5,500	\$-	n/a

Number of Units Rented



	0-2 Beds	3 Beds	4 Beds	5+ Beds
Jun 2018	8	4	0	1
Jun 2017	9	7	0	0

Average Number of Days on Market



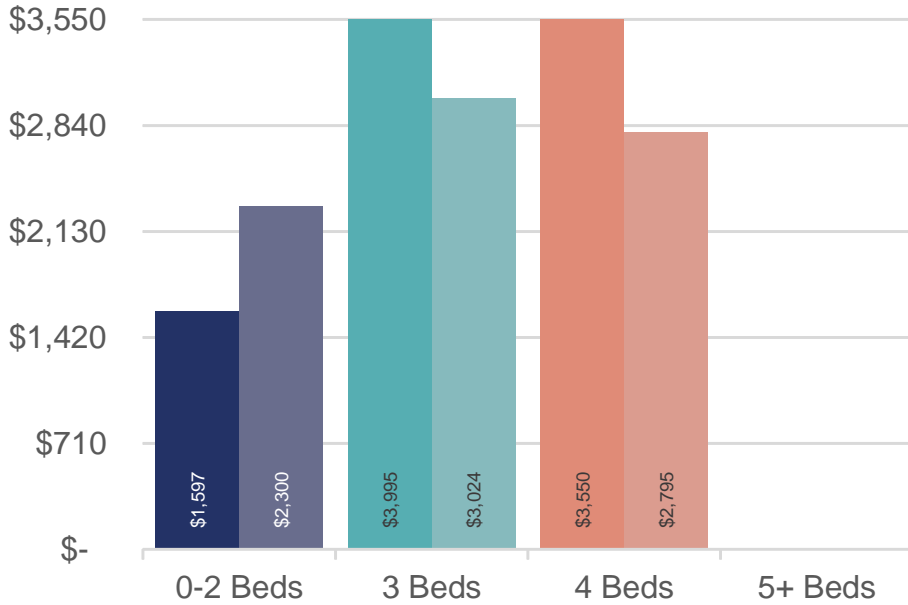
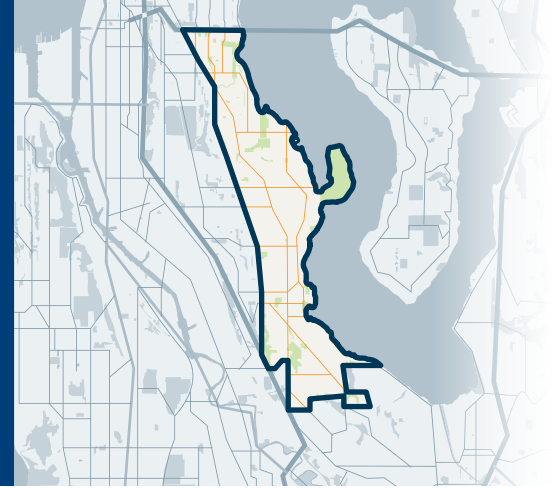
	0-2 Beds	3 Beds	4 Beds	5+ Beds
Jun 2018	38	28	0	44
Jun 2017	33	19	0	0



380  
Southeast Seattle

# SEATTLE METRO


JUNE 2018 | NWMLS Monthly Rental Data



Average Rental Price

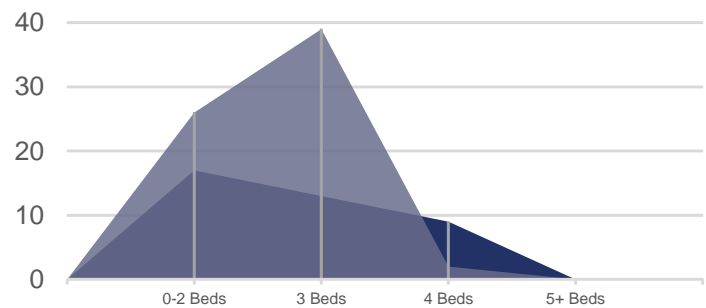
Bedrooms	Jun 2018	Jun 2017	Change
0-2	\$1,597	\$2,300	-31%
3	\$3,995	\$3,024	32%
4	\$3,550	\$2,795	27%
5+	\$-	\$-	n/a

Number of Units Rented



	0-2 Beds	3 Beds	4 Beds	5+ Beds
Jun 2018	3	1	2	0
Jun 2017	3	4	1	0

Average Number of Days on Market



	0-2 Beds	3 Beds	4 Beds	5+ Beds
Jun 2018	17	13	9	0
Jun 2017	26	39	2	0

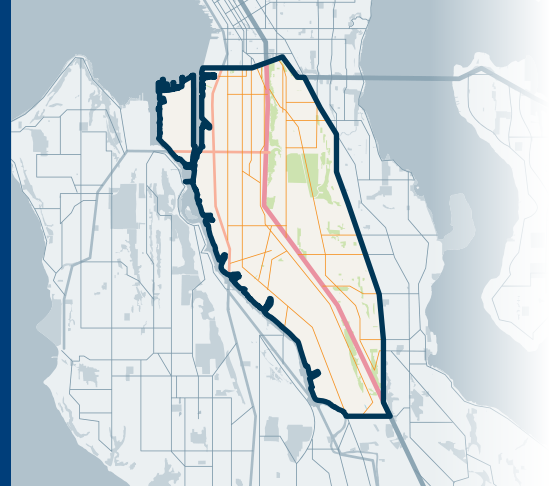


JMWGroup@Windermere.com

Seattle | Kirkland | windermere-pm.com | 206.621.2037

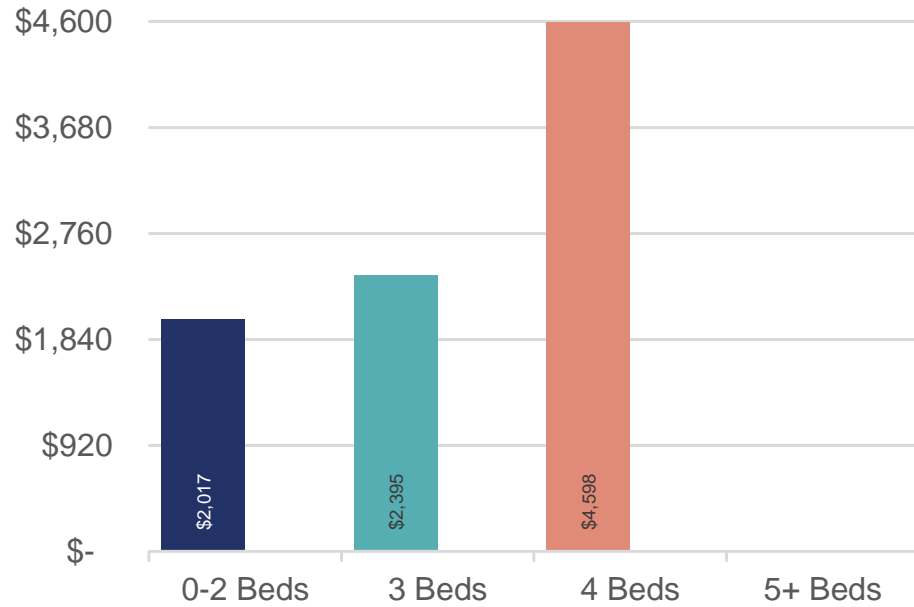


385  
SODO/Beacon Hill



# SEATTLE METRO


JUNE 2018 | NWMLS Monthly Rental Data



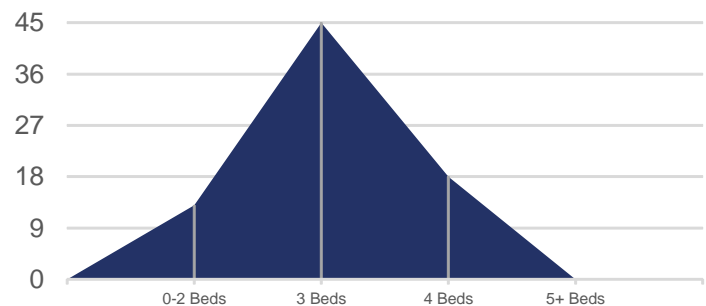
Average Rental Price

Bedrooms	Jun 2018	Jun 2017	Change
0-2	\$2,017	\$-	n/a
3	\$2,395	\$-	n/a
4	\$4,598	\$-	n/a
5+	\$-	\$-	n/a

Number of Units Rented



Average Number of Days on Market



	0-2 Beds	3 Beds	4 Beds	5+ Beds
Jun 2018	3	1	1	0
Jun 2017	0	0	0	0

	0-2 Beds	3 Beds	4 Beds	5+ Beds
Jun 2018	13	45	18	0
Jun 2017	0	0	0	0