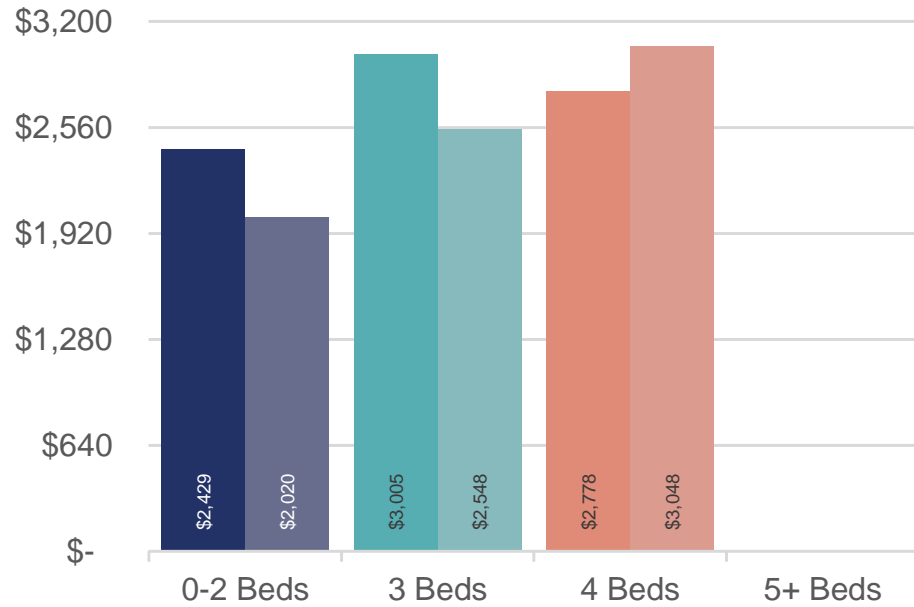
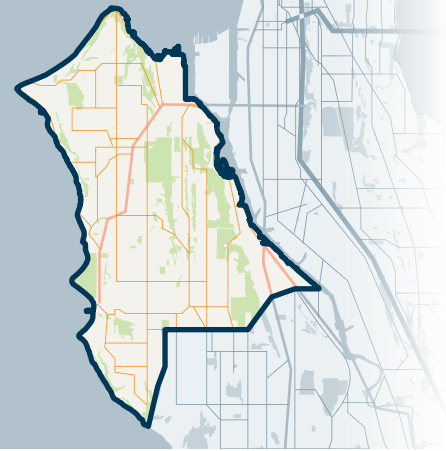


# SEATTLE METRO

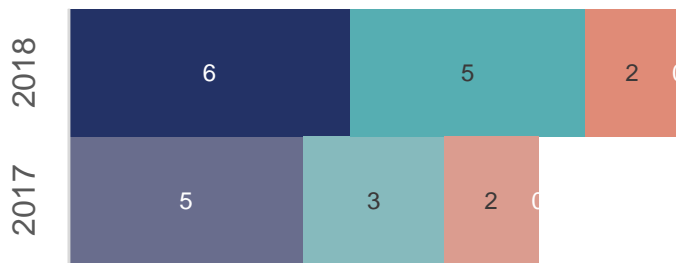
SEPTEMBER 2018 | NWMLS Monthly Rental Data



Average Rental Price

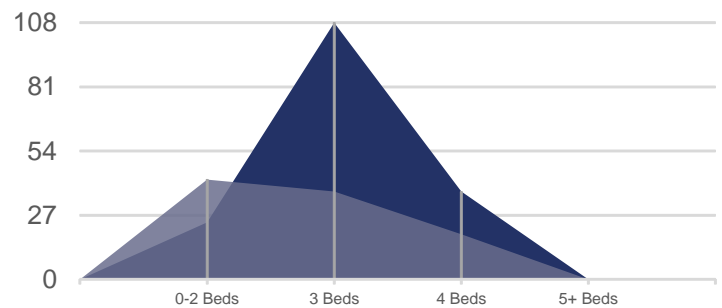
Bedrooms	Sep 2018	Sep 2017	Change
0-2	\$2,429	\$2,020	20%
3	\$3,005	\$2,548	18%
4	\$2,778	\$3,048	-9%
5+	\$-	\$-	n/a

Number of Units Rented



	0-2 Beds	3 Beds	4 Beds	5+ Beds
Sep 2018	6	5	2	0
Sep 2017	5	3	2	0

Average Number of Days on Market



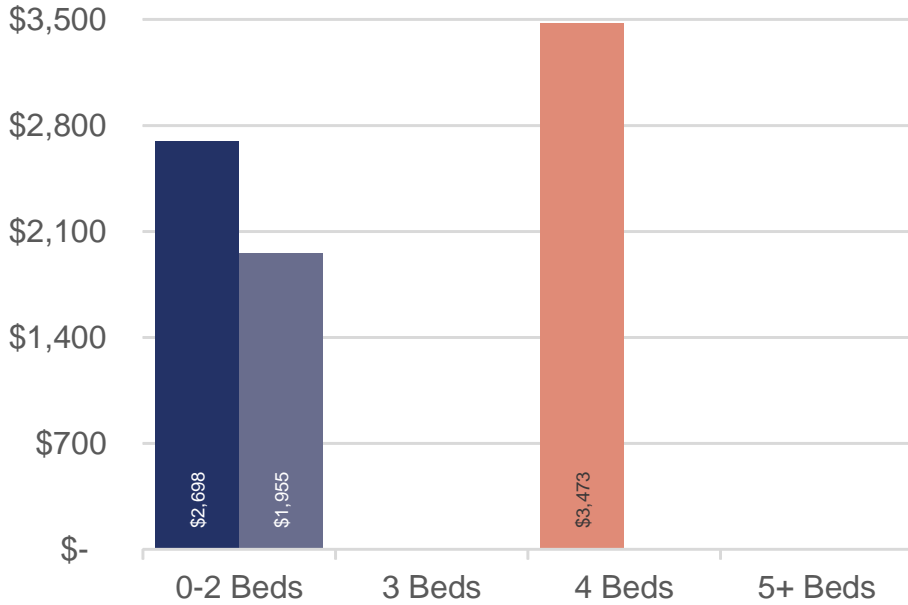
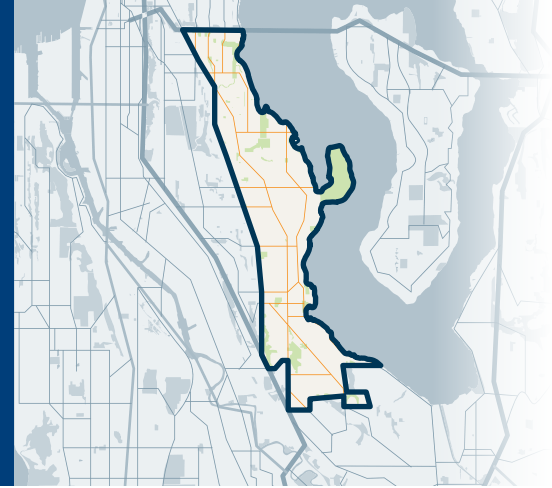
	0-2 Beds	3 Beds	4 Beds	5+ Beds
Sep 2018	24	108	37	0
Sep 2017	42	37	19	0



380  
Southeast Seattle

# SEATTLE METRO

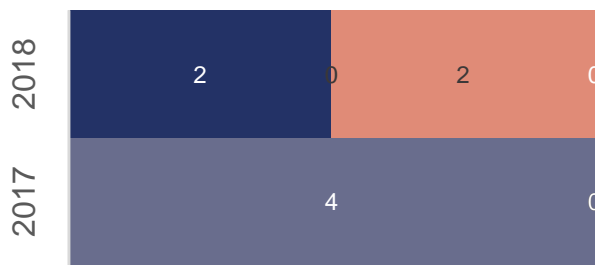
SEPTEMBER 2018 | NWMLS Monthly Rental Data



Average Rental Price

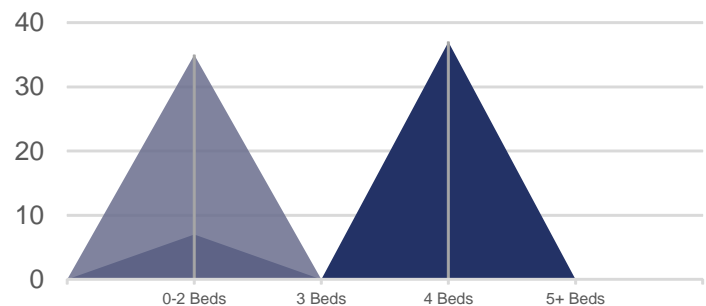
Bedrooms	Sep 2018	Sep 2017	Change
0-2	\$2,698	\$1,955	38%
3	\$-	\$-	n/a
4	\$3,473	\$-	n/a
5+	\$-	\$-	n/a

Number of Units Rented



	0-2 Beds	3 Beds	4 Beds	5+ Beds
Sep 2018	2	0	2	0
Sep 2017	4	0	0	0

Average Number of Days on Market

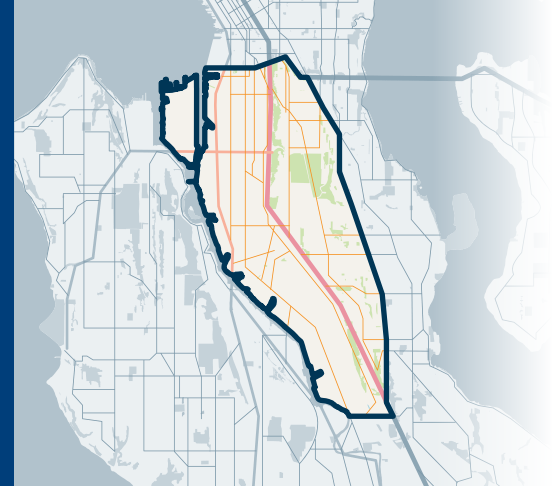


	0-2 Beds	3 Beds	4 Beds	5+ Beds
Sep 2018	7	0	37	0
Sep 2017	35	0	0	0



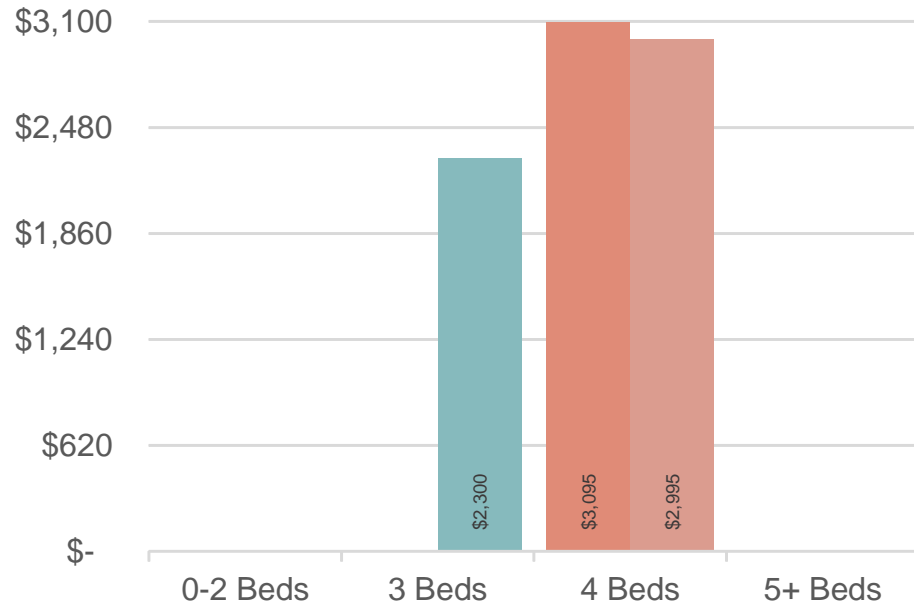
[JMWGroup@Windermere.com](mailto:JMWGroup@Windermere.com)

Seattle | Kirkland | [windermere-pm.com](http://windermere-pm.com) | 206.621.2037



# SEATTLE METRO

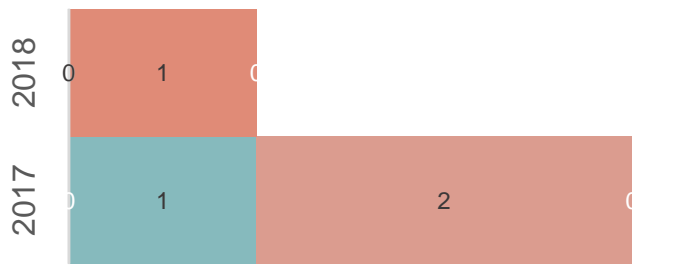
SEPTEMBER 2018 | NWMLS Monthly Rental Data



Average Rental Price

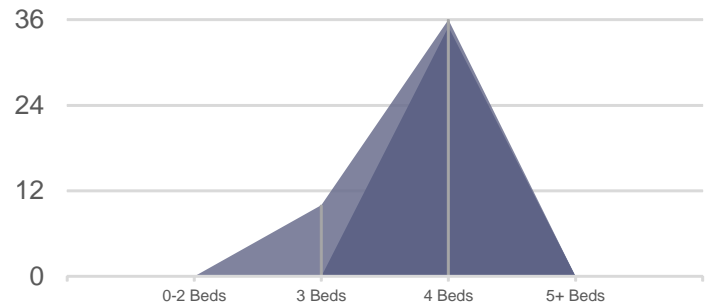
Bedrooms	Sep 2018	Sep 2017	Change
0-2	\$-	\$-	n/a
3	\$-	\$2,300	n/a
4	\$3,095	\$2,995	3%
5+	\$-	\$-	n/a

Number of Units Rented



	0-2 Beds	3 Beds	4 Beds	5+ Beds
Sep 2018	0	0	1	0
Sep 2017	0	1	2	0

Average Number of Days on Market



	0-2 Beds	3 Beds	4 Beds	5+ Beds
Sep 2018	0	0	35	0
Sep 2017	0	10	36	0