

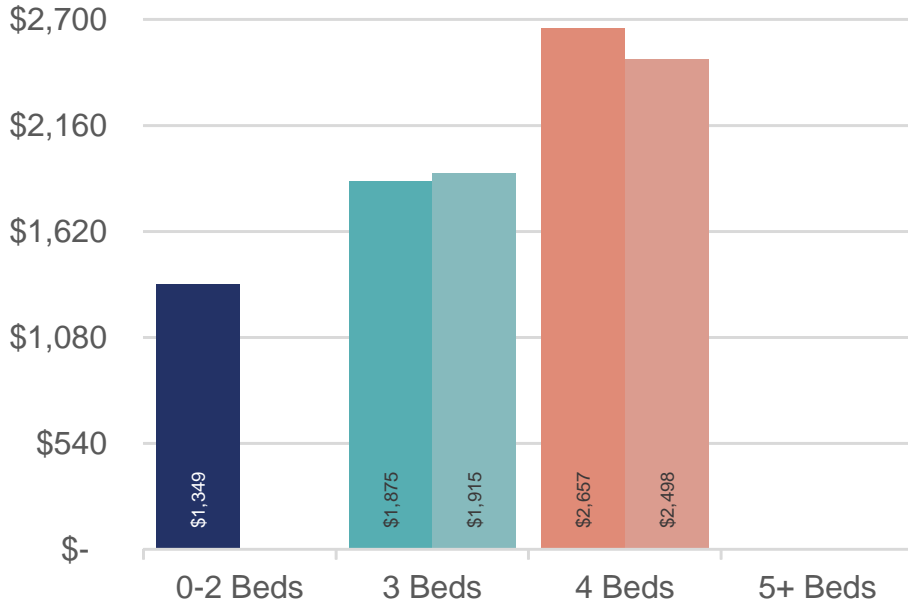
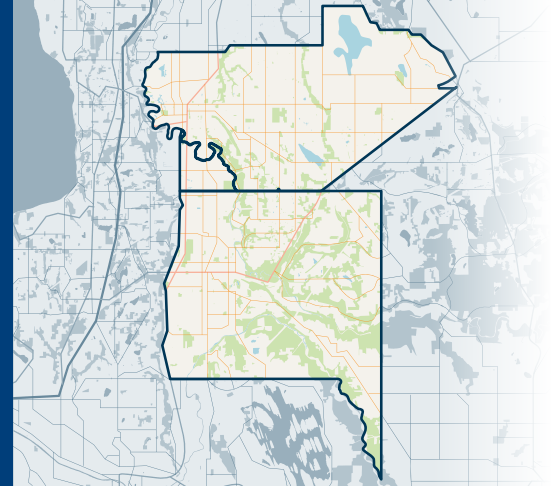


310&330

Auburn & Kent

SOUTH OF SEATTLE

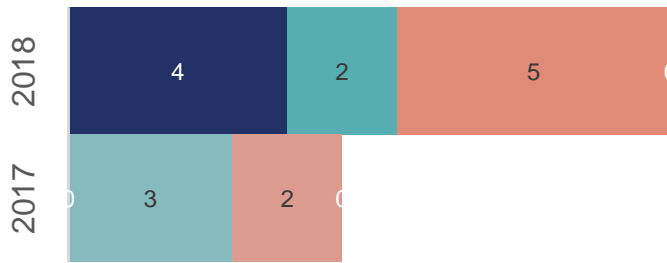
MAY 2018 | NWMLS Monthly Rental Data



Average Rental Price

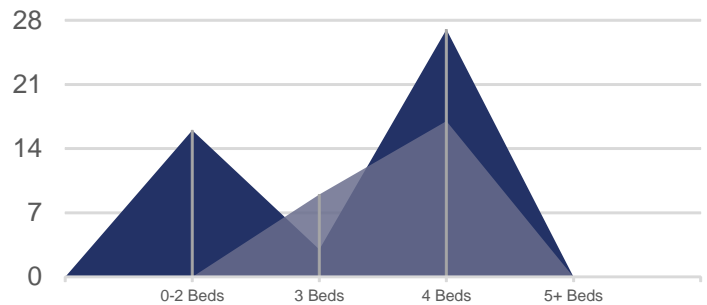
Bedrooms	May 2018	May 2017	Change
0-2	\$1,349	\$-	n/a
3	\$1,875	\$1,915	-2%
4	\$2,657	\$2,498	6%
5+	\$-	\$-	n/a

Number of Units Rented



	0-2 Beds	3 Beds	4 Beds	5+ Beds
May 2018	4	2	5	0
May 2017	0	3	2	0

Average Number of Days on Market



	0-2 Beds	3 Beds	4 Beds	5+ Beds
May 2018	16	3	27	0
May 2017	0	9	17	0

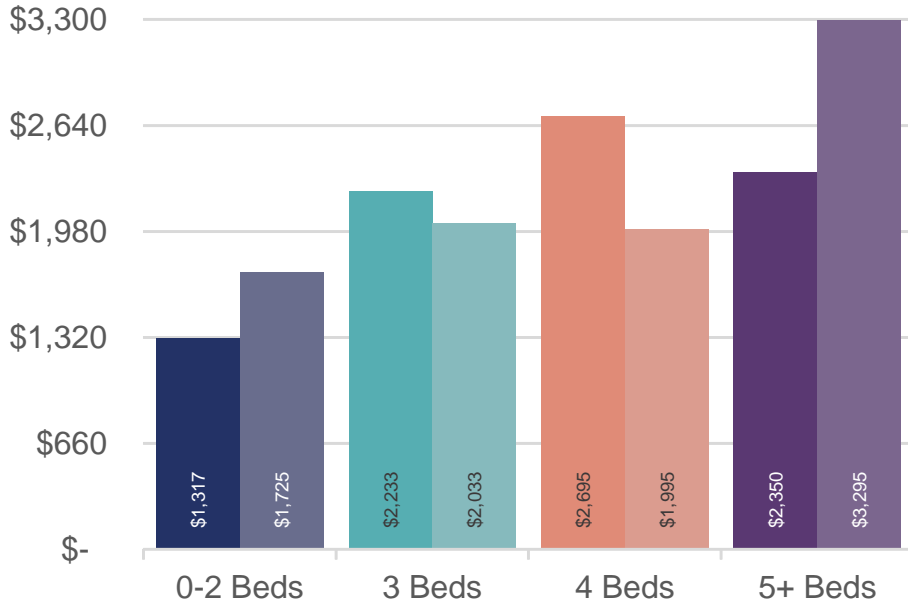
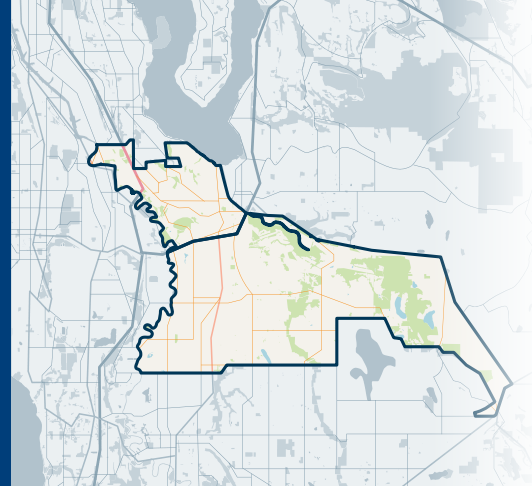


340&360

Renton/Skyway Area

SOUTH OF SEATTLE

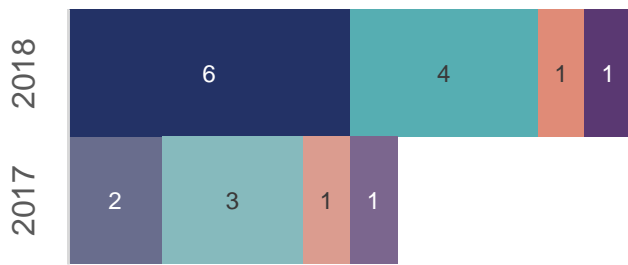
MAY 2018 | NWMLS Monthly Rental Data



Average Rental Price

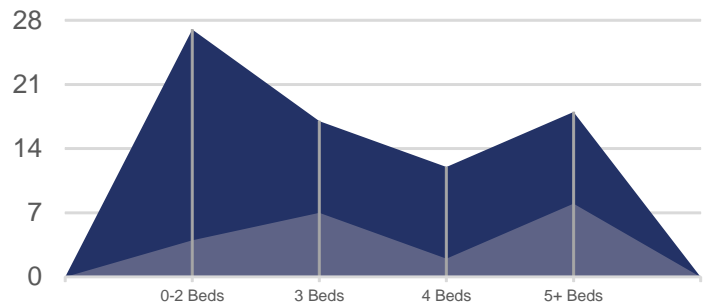
Bedrooms	May 2018	May 2017	Change
0-2	\$1,317	\$1,725	-24%
3	\$2,233	\$2,033	10%
4	\$2,695	\$1,995	35%
5+	\$2,350	\$3,295	-29%

Number of Units Rented



	0-2 Beds	3 Beds	4 Beds	5+ Beds
May 2018	6	4	1	1
May 2017	2	3	1	1

Average Number of Days on Market



	0-2 Beds	3 Beds	4 Beds	5+ Beds
May 2018	27	17	12	18
May 2017	4	7	2	8