

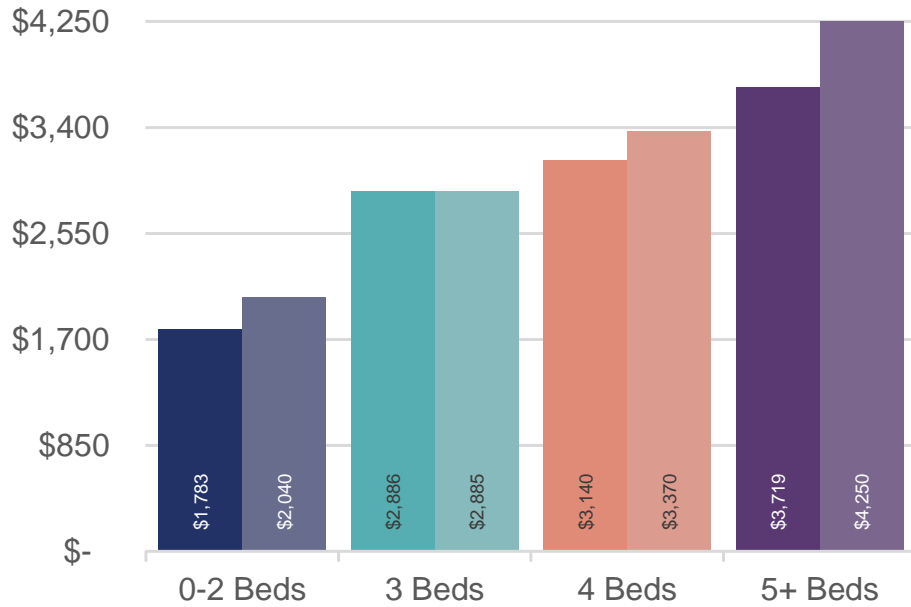
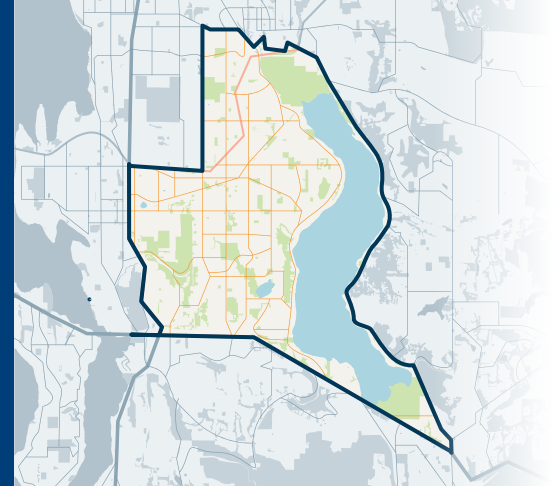


530

Bellevue/East of 405

EASTSIDE


MAY 2018 | NWMLS Monthly Rental Data



Average Rental Price

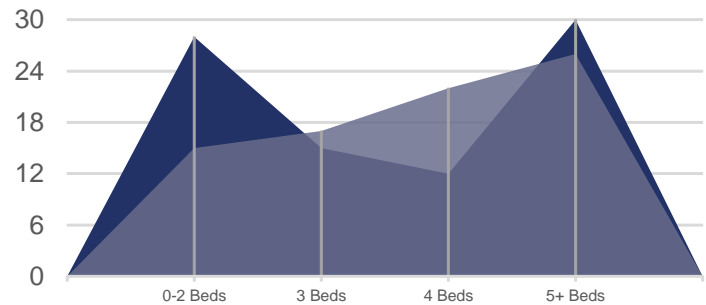
Bedrooms	May 2018	May 2017	Change
0-2	\$1,783	\$2,040	-13%
3	\$2,886	\$2,885	0%
4	\$3,140	\$3,370	-7%
5+	\$3,719	\$4,250	-12%

Number of Units Rented



	0-2 Beds	3 Beds	4 Beds	5+ Beds
May 2018	6	7	5	5
May 2017	5	7	4	2

Average Number of Days on Market



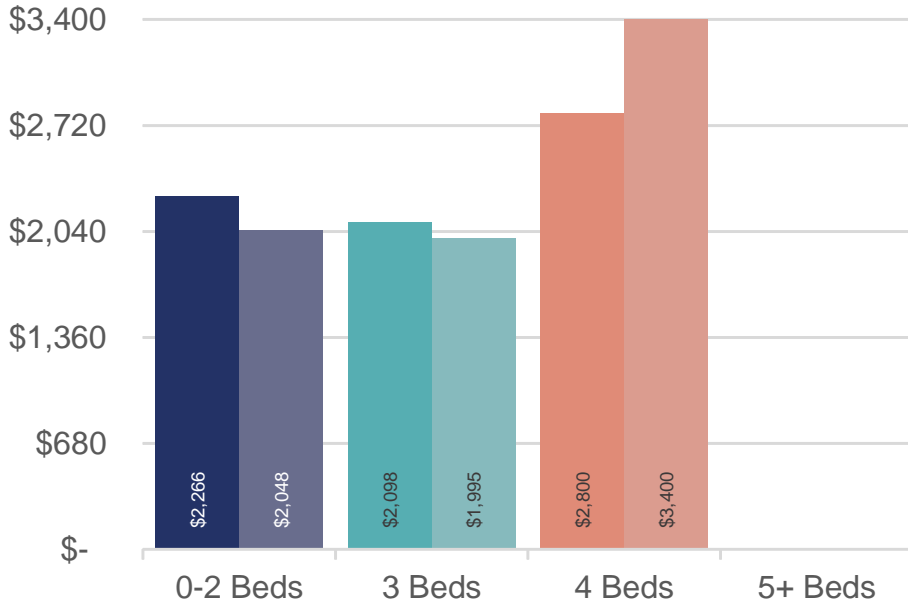
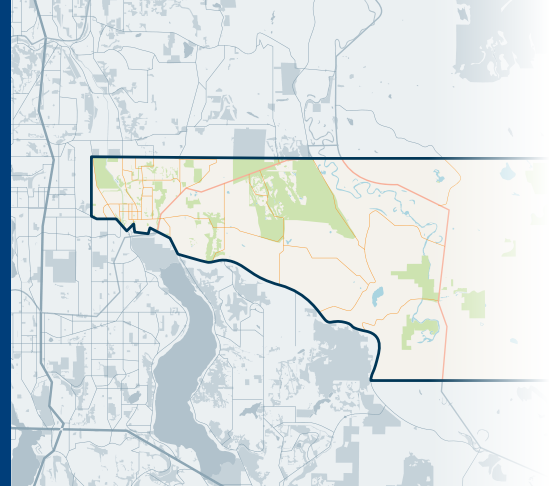
	0-2 Beds	3 Beds	4 Beds	5+ Beds
May 2018	28	15	12	30
May 2017	15	17	22	26



550
Redmond/Carnation

EASTSIDE


MAY 2018 | NWMLS Monthly Rental Data



Average Rental Price

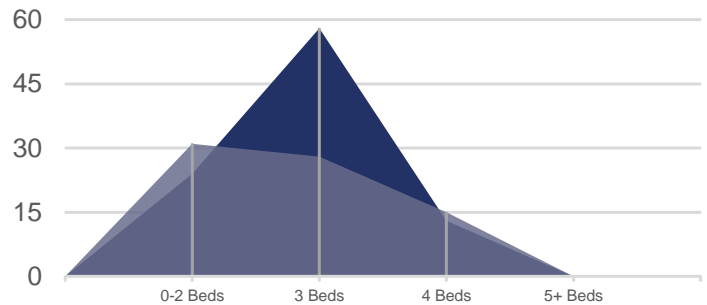
Bedrooms	May 2018	May 2017	Change
0-2	\$2,266	\$2,048	11%
3	\$2,098	\$1,995	5%
4	\$2,800	\$3,400	-18%
5+	\$-	\$-	n/a

Number of Units Rented



	0-2 Beds	3 Beds	4 Beds	5+ Beds
May 2018	4	2	1	0
May 2017	3	1	2	0

Average Number of Days on Market



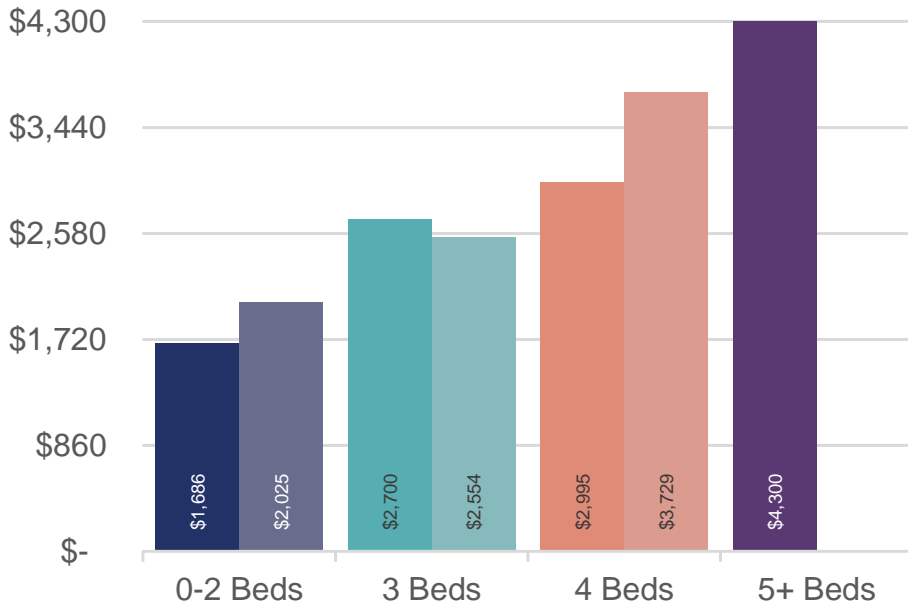
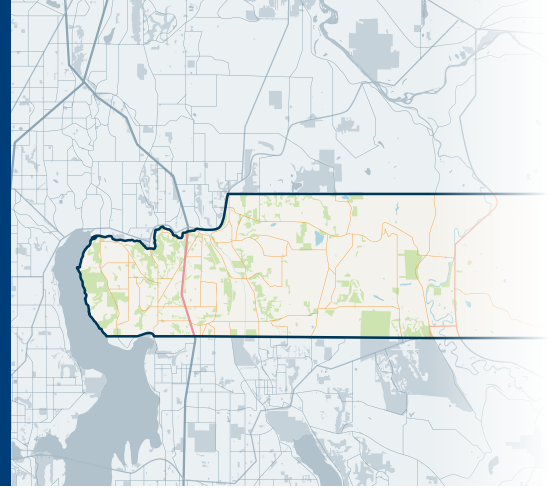
	0-2 Beds	3 Beds	4 Beds	5+ Beds
May 2018	24	58	13	0
May 2017	31	28	15	0



600
Juanita/Woodinville

EASTSIDE


MAY 2018 | NWMLS Monthly Rental Data



Average Rental Price

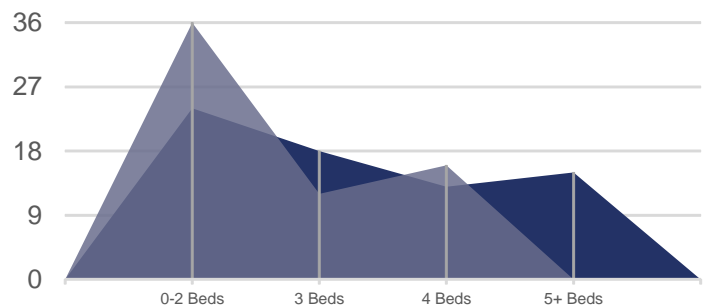
Bedrooms	May 2018	May 2017	Change
0-2	\$1,686	\$2,025	-17%
3	\$2,700	\$2,554	6%
4	\$2,995	\$3,729	-20%
5+	\$4,300	\$-	n/a

Number of Units Rented



	0-2 Beds	3 Beds	4 Beds	5+ Beds
May 2018	24	18	13	15
May 2017	36	12	16	0

Average Number of Days on Market



	0-2 Beds	3 Beds	4 Beds	5+ Beds
May 2018	7	1	3	1
May 2017	6	8	5	0