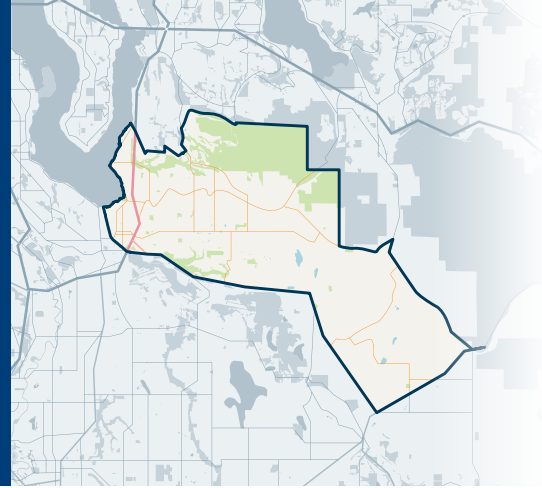
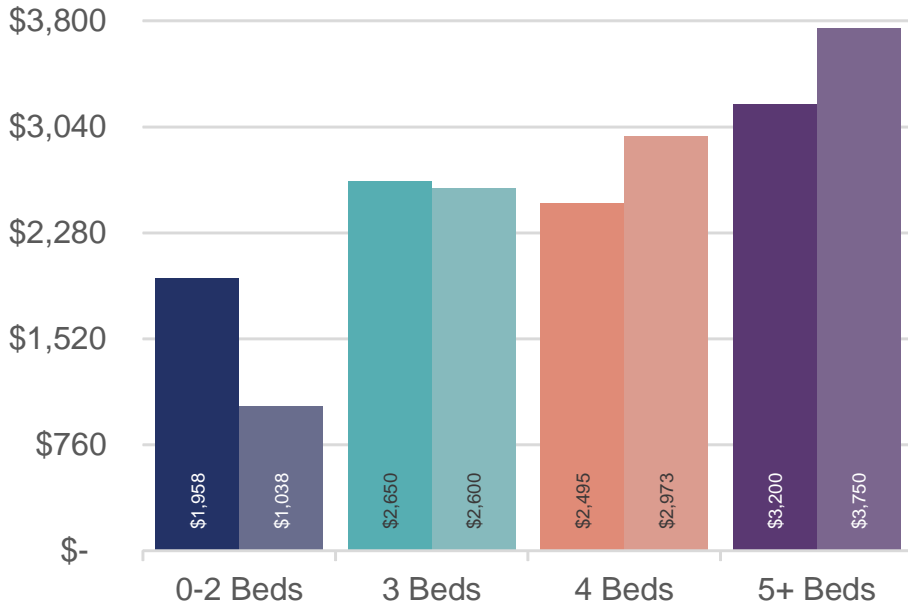


EASTSIDE




MAY 2018 | NWMLS Monthly Rental Data



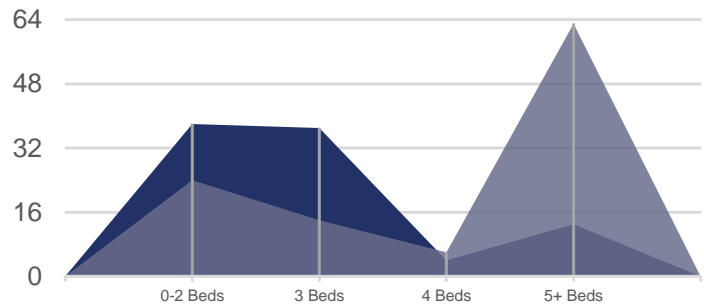
Average Rental Price

Bedrooms	May 2018	May 2017	Change
0-2	\$1,958	\$1,038	89%
3	\$2,650	\$2,600	2%
4	\$2,495	\$2,973	-16%
5+	\$3,200	\$3,750	-15%

Number of Units Rented



Average Number of Days on Market



	0-2 Beds	3 Beds	4 Beds	5+ Beds
May 2018	3	3	2	1
May 2017	4	1	2	1

	0-2 Beds	3 Beds	4 Beds	5+ Beds
May 2018	38	37	4	13
May 2017	24	14	6	63

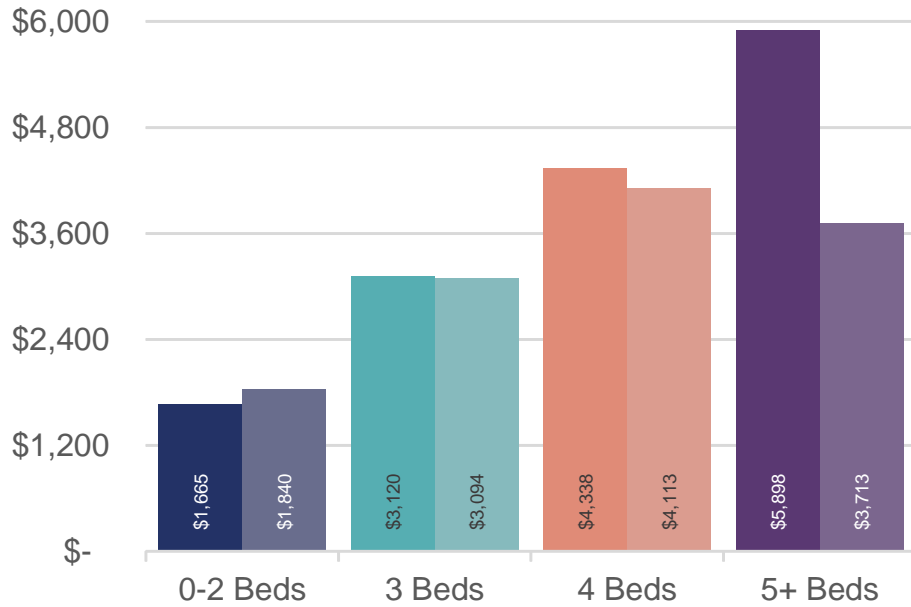
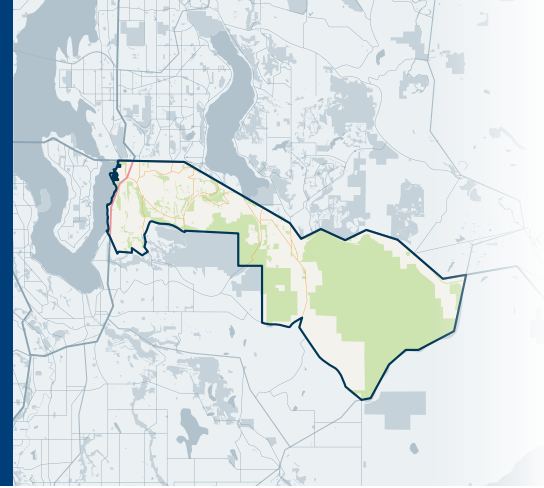


500

East Side/South of I-90

EASTSIDE

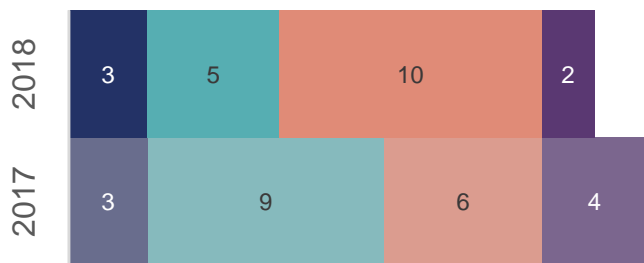
MAY 2018 | NWMLS Monthly Rental Data



Average Rental Price

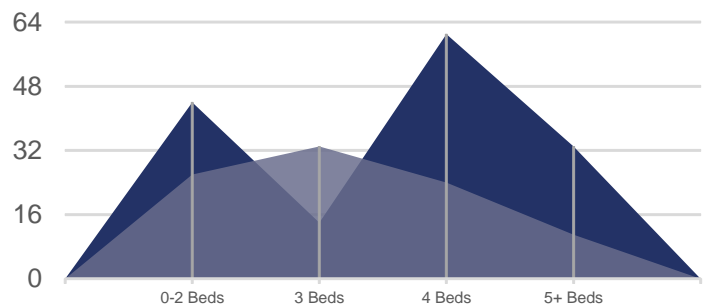
Bedrooms	May 2018	May 2017	Change
0-2	\$1,665	\$1,840	-10%
3	\$3,120	\$3,094	1%
4	\$4,338	\$4,113	5%
5+	\$5,898	\$3,713	59%

Number of Units Rented



	0-2 Beds	3 Beds	4 Beds	5+ Beds
May 2018	3	5	10	2
May 2017	3	9	6	4

Average Number of Days on Market



	0-2 Beds	3 Beds	4 Beds	5+ Beds
May 2018	44	14	61	33
May 2017	26	33	24	11

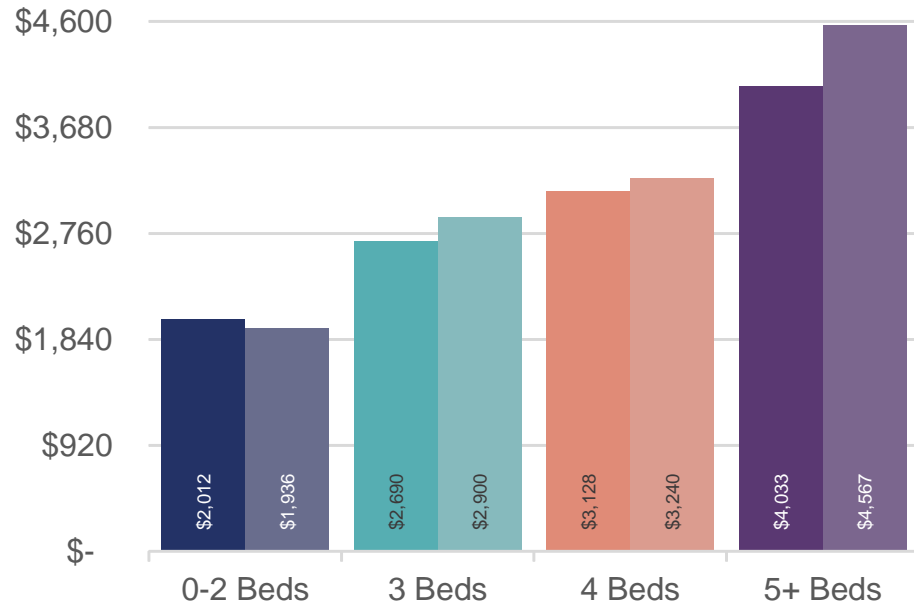
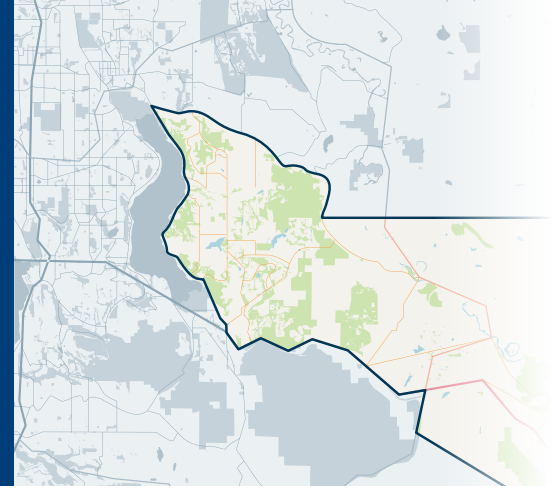


540

East of Lake Sammamish

EASTSIDE


MAY 2018 | NWMLS Monthly Rental Data



Average Rental Price

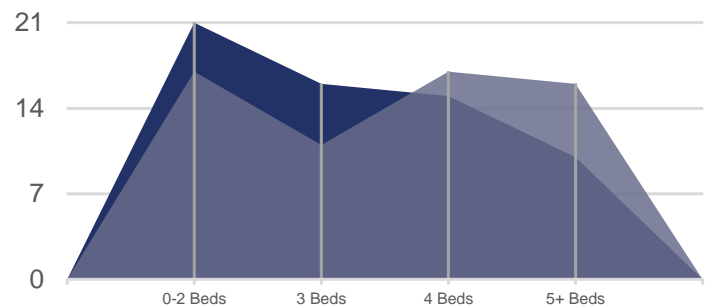
Bedrooms	May 2018	May 2017	Change
0-2	\$2,012	\$1,936	4%
3	\$2,690	\$2,900	-7%
4	\$3,128	\$3,240	-3%
5+	\$4,033	\$4,567	-12%

Number of Units Rented



	0-2 Beds	3 Beds	4 Beds	5+ Beds
May 2018	5	6	5	4
May 2017	4	6	11	3

Average Number of Days on Market



	0-2 Beds	3 Beds	4 Beds	5+ Beds
May 2018	21	16	15	10
May 2017	17	11	17	16



JMWGroup@Windermere.com

Seattle | Kirkland | windermere-pm.com | 206.621.2037