



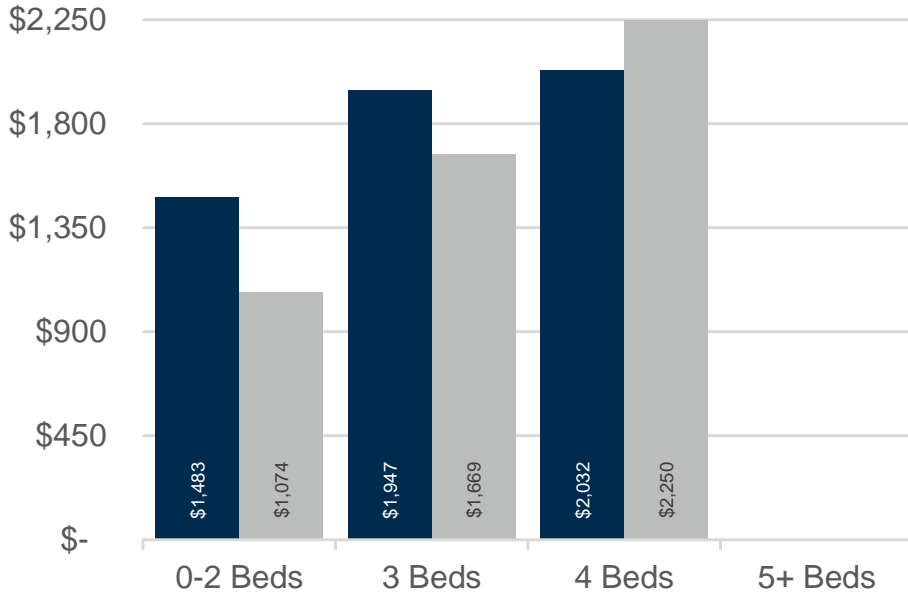
# 13-69&78

## Tacoma, Lakewood & Spanaway

# TACOMA METRO




JANUARY 2019 | NWMLS Monthly Rental Data



### Average Rental Price

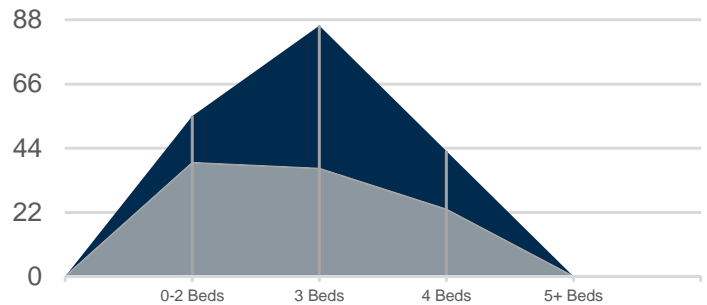
Beds	Jan 2019	Jan 2018	Change
0-2	\$1,483	\$1,074	38% ↑
3	\$1,947	\$1,669	17% ↑
4	\$2,032	\$2,250	-10% ↓
5+	\$-	\$-	n/a

### Number of Units Rented



	0-2 Beds	3 Beds	4 Beds	5+ Beds	Total
Jan 2019	6	3	3	0	12
Jan 2018	8	8	2	0	18

### Average Number of Days on Market



	0-2 Beds	3 Beds	4 Beds	5+ Beds
Jan 2019	55	86	43	n/a
Jan 2018	39	37	23	n/a



JMWGroup@Windermere.com

Seattle | Kirkland | windermere-pm.com | 206.621.2037