

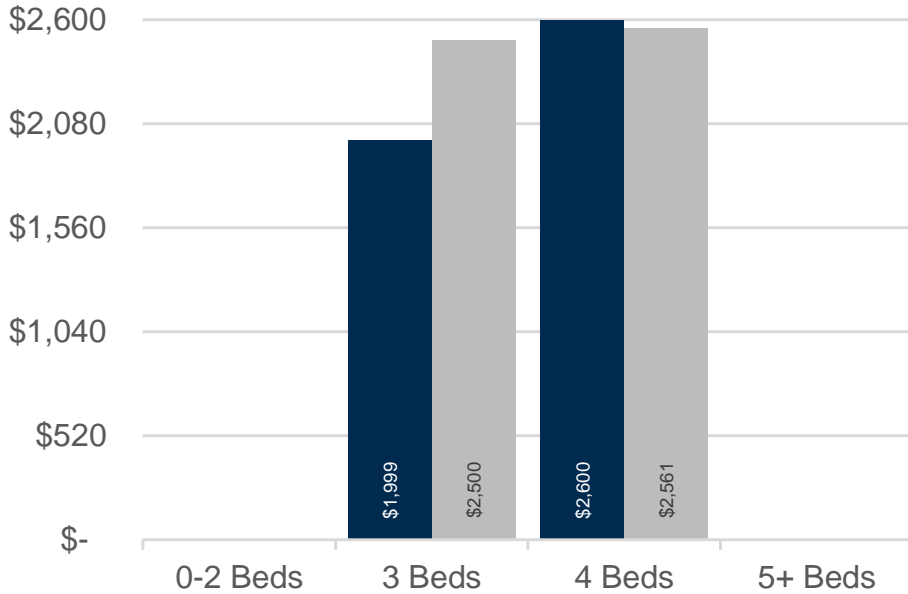
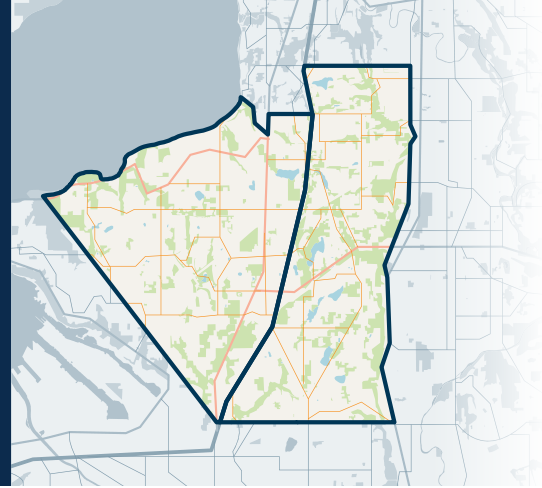


100&110

Jovita/Federal Way

SOUTH OF SEATTLE


FEBRUARY 2019 | NWMLS Monthly Rental Data



Average Rental Price

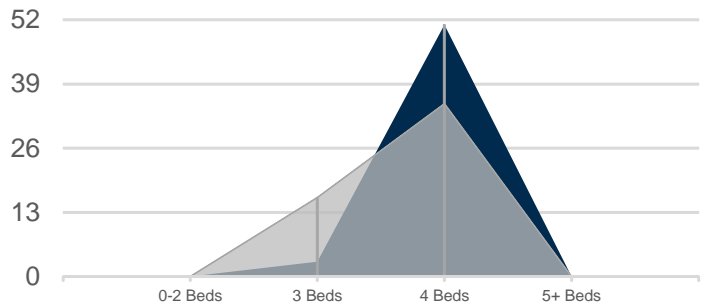
Beds	Feb 2019	Feb 2018	Change
0-2	\$-	\$-	n/a
3	\$1,999	\$2,500	-20% ↓
4	\$2,600	\$2,561	2% ↑
5+	\$-	\$-	n/a

Number of Units Rented



	0-2 Beds	3 Beds	4 Beds	5+ Beds	Total
Feb 2019	0	1	1	0	2
Feb 2018	0	1	5	0	6

Average Number of Days on Market



	0-2 Beds	3 Beds	4 Beds	5+ Beds
Feb 2019	n/a	3	51	n/a
Feb 2018	n/a	16	35	n/a

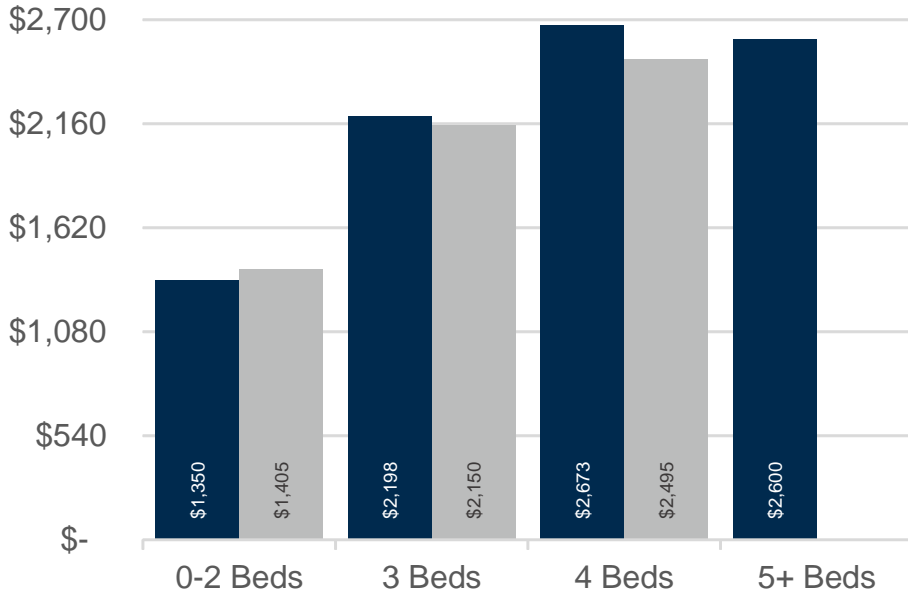
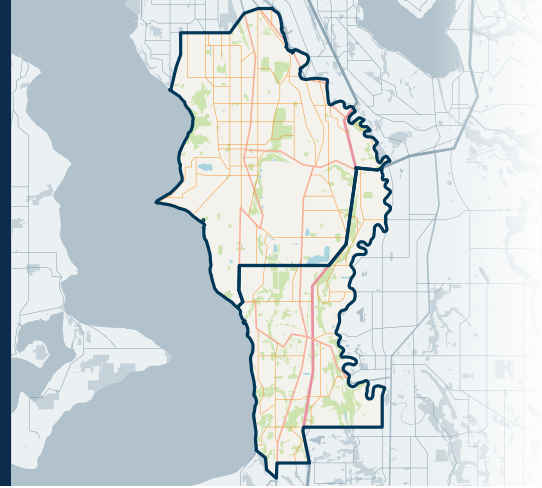


120&130

Des Moines/Redondo & Burien/Normandy

SOUTH OF SEATTLE


FEBRUARY 2019 | NWMLS Monthly Rental Data



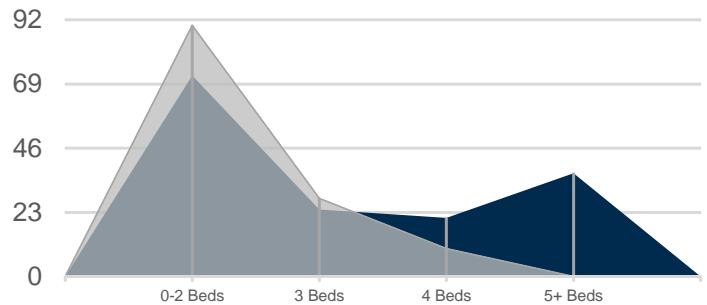
Average Rental Price

Beds	Feb 2019	Feb 2018	Change
0-2	\$1,350	\$1,405	-4% ↓
3	\$2,198	\$2,150	2% ↑
4	\$2,673	\$2,495	7% ↑
5+	\$2,600	\$-	n/a

Number of Units Rented



Average Number of Days on Market



	0-2 Beds	3 Beds	4 Beds	5+ Beds	Total
Feb 2019	4	4	2	1	11
Feb 2018	4	3	1	0	8

	0-2 Beds	3 Beds	4 Beds	5+ Beds
Feb 2019	72	24	21	37
Feb 2018	90	28	10	n/a

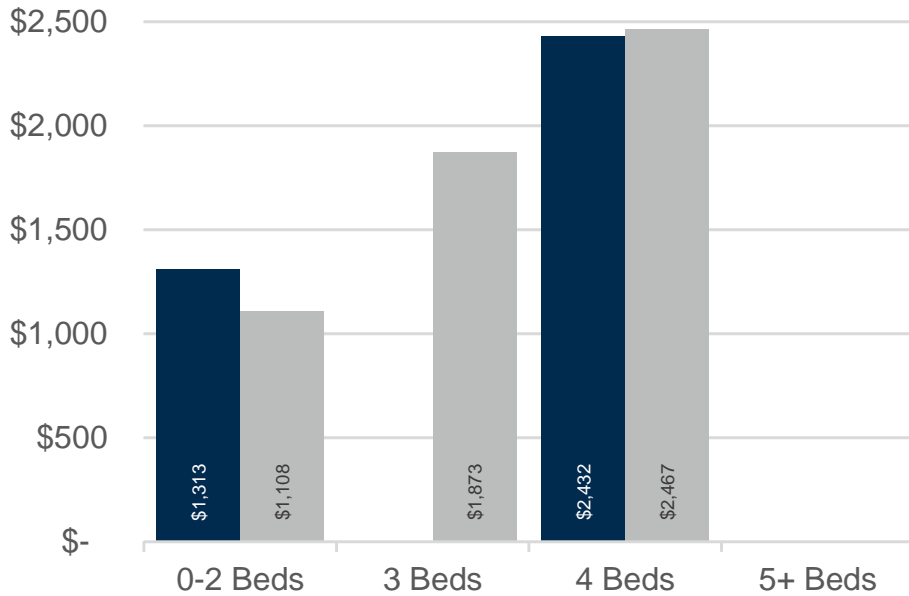
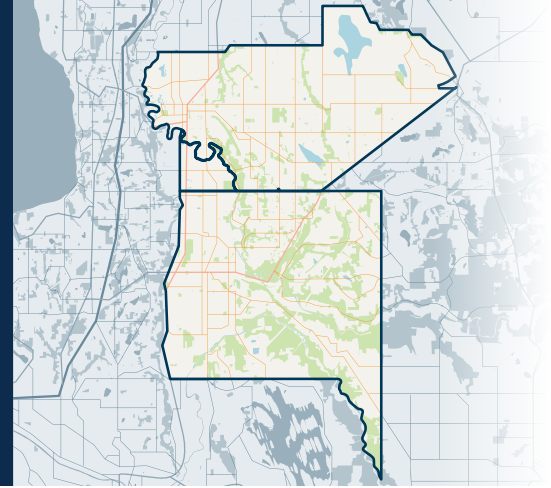


310&330

Auburn & Kent

SOUTH OF SEATTLE


FEBRUARY 2019 | NWMLS Monthly Rental Data



Average Rental Price

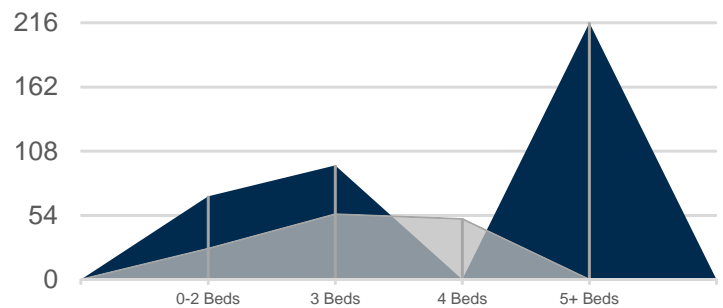
Beds	Feb 2019	Feb 2018	Change
0-2	\$1,650	\$875	89% ↑
3	\$1,295	\$2,000	-35% ↓
4	\$-	\$2,398	n/a
5+	\$3,995	\$-	n/a

Number of Units Rented



	0-2 Beds	3 Beds	4 Beds	5+ Beds	Total
Feb 2019	1	1	0	1	3
Feb 2018	1	1	2	0	4

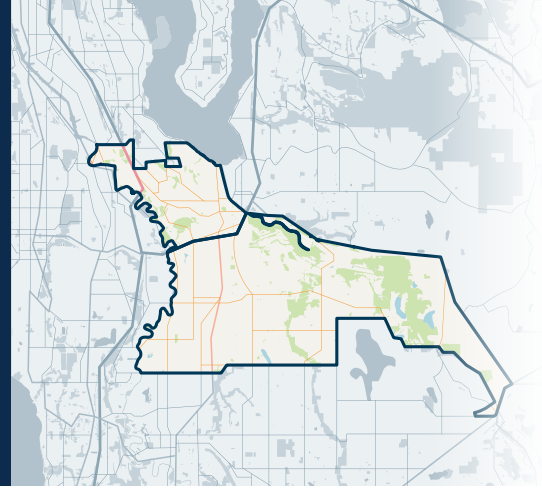
Average Number of Days on Market



	0-2 Beds	3 Beds	4 Beds	5+ Beds
Feb 2019	70	96	n/a	216
Feb 2018	26	55	51	n/a

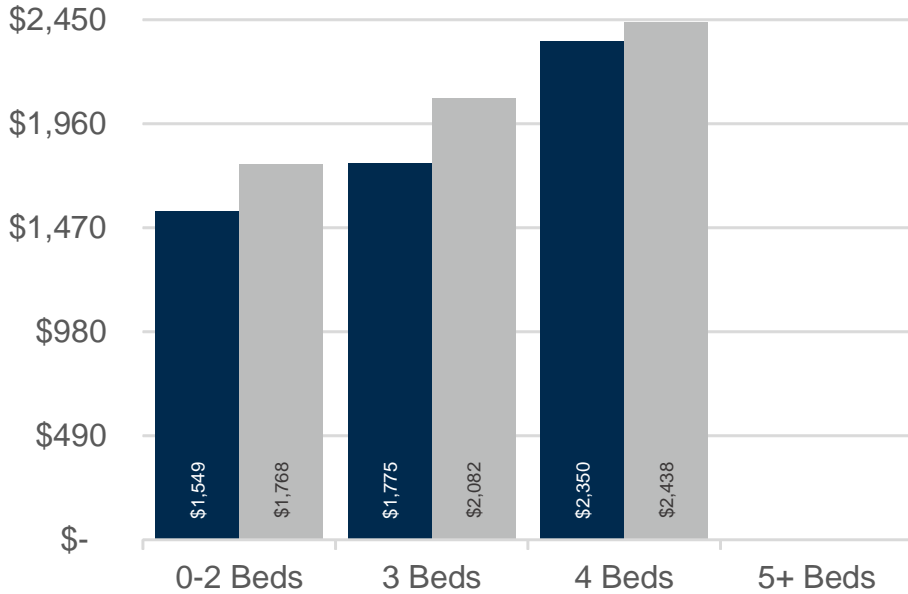


340&360 Renton/Skyway Area



SOUTH OF SEATTLE


FEBRUARY 2019 | NWMLS Monthly Rental Data



Average Rental Price

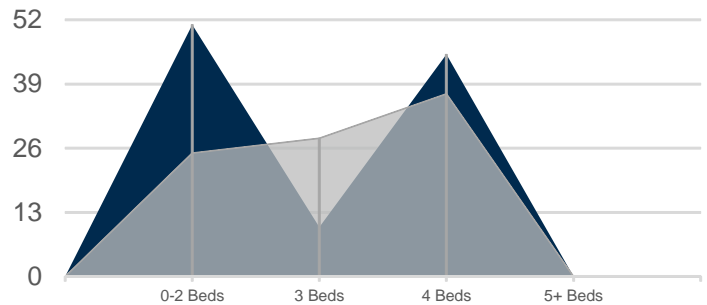
Beds	Feb 2019	Feb 2018	Change
0-2	\$1,549	\$1,768	-12% ↓
3	\$1,775	\$2,082	-15% ↓
4	\$2,350	\$2,438	-4% ↓
5+	\$-	\$-	n/a

Number of Units Rented



	0-2 Beds	3 Beds	4 Beds	5+ Beds	Total
Feb 2019	4	1	1	0	6
Feb 2018	2	3	2	0	7

Average Number of Days on Market



	0-2 Beds	3 Beds	4 Beds	5+ Beds
Feb 2019	51	10	45	n/a
Feb 2018	25	28	37	n/a